



# Capital Improvements Program

Fiscal Years 2026-2035

April 1, 2025

THIS PAGE INTENTIONALLY LEFT BLANK

## Table of Contents

Tampa Bay Water’s Board of Directors	3
Tampa Bay Water’s Executive Team	4
Tampa Bay Water’s Mission and Vision	5
Tampa Bay Water’s Overview	6
CIP Planning Process	8
Capital Project Sources	13
Funding Overview	15
Grant/Co-Funded Projects	16
Projected Capital Improvements Program Expenditures	17
Projects Details	35

## List of Tables

Table 1: Tampa Bay Water’s Major Facilities	7
Table 2: Evaluation Criteria Weights	10
Table 3: Compliance Performance Measures	10
Table 4: Level of Service Performance Measures	11
Table 5: Health & Safety Performance Measures	11
Table 6: Cost & Efficiencies Performance Measures	12
Table 7: Environmental Enhancement Performance Measures	12
Table 8: Grant Funded Projects	16
Table 9: Summary of Projected Funding Needs	19
Table 10: Revenue Bonds-360 (Series 2022)	20
Table 11: Revenue Bonds-370 (Series 2024)	21
Table 12: Revenue Bonds-380 (Future Issuance)	22
Table 13: Revenue Bonds-390 (Future Issuance)	24
Table 14: Revenue Bonds-Future (Future Issuance)	26
Table 15: Capital Improvement Fund	27
Table 16: Released Debt Service Funds	28
Table 17: Energy Fund	29
Table 18: Member Government Contribution-JPA	30
Table 19: Renewal and Replacement (R&R) Fund	31
Table 20: Grants and Co-Funding	33
Table 21: Uniform Rate Funds	34

THIS PAGE INTENTIONALLY LEFT BLANK

# Tampa Bay Water's Board of Directors

April 2025

Tampa Bay Water is often cited as a model of regional cooperation, thanks to the spirit of regionalism that created the utility as well as the continuous regional efforts of our board of directors. Each elected official on our nine-member board represents an individual city or county that we serve, but at the dais, each also represents the Tampa Bay region. The policy decisions and directives of our board ensure our region has adequate and sustainable drinking water to support our economy, environment, and way of life.



Harry Cohen  
• Chairman  
• Commissioner  
Hillsborough County



Lisset Hanewicz  
• Vice Chairman  
• Council Member, City of  
St. Petersburg



Chopper Davis  
• Mayor, City of New Port  
Richey



Dave Eggers  
• Commissioner, Pinellas  
County



Jack Mariano  
• Council Member, Pasco  
County



Charlie Miranda  
• Council Member, City of  
Tampa



Ron Oakley  
• Commissioner, Pasco  
County



Kathleen Peters  
• Commissioner, Pinellas  
County



Joshua Wostal  
• Commissioner,  
Hillsborough County

## Tampa Bay Water's Executive Team

Charles H. Carden, General Manager

Kelly Fernandez, General Counsel, Persson, Cohen, Mooney, Fernandez & Jackson, P.A.

Michelle L. Stom, MPA, APR, Chief of Staff/Chief Strategy Officer

Paul Stanek, Chief Operating Officer

Warren Hogg, P.G., Chief Science Officer

Christina Sackett, MBA, Chief Financial Officer

Casey LaLomia, Information Technology Director

Maribel Medina, P.E, PMP, Planning and Projects Director

Shane Johnson, Continuous Improvement Director

## Tampa Bay Water's Mission and Vision

### MISSION

Tampa Bay Water's mission is to reliably provide clean, safe water to the region now and for future generations.

### VISION STATEMENT

Tampa Bay Water's vision is to be the leader in supplying sustainable, quality water.

## Tampa Bay Water's Overview

Tampa Bay Water, A Regional Water Supply Authority (the Agency), formerly West Coast Regional Water Supply Authority, was created on October 25, 1974, by enabling state legislation under Florida Statute Sections 163.01, 373.1962, and 373.1963. Tampa Bay Water is comprised of six member governments including: Hillsborough, Pasco, and Pinellas counties and the cities of St. Petersburg, Tampa, and New Port Richey. A Governance Study was adopted by the Florida Legislature in 1997 (the 1997 Legislation) amending Section 373.1963, Florida Statutes.

As part of the 1997 Legislation, the member governments entered into an Interlocal Agreement and a Master Water Supply Contract in 1998 for a term of 40 years creating Tampa Bay Water. Pursuant to the Amended and Restated Interlocal Agreement and Master Water Supply Contract, the Agency is required to meet the Quality Water needs of the member governments and to charge a uniform per-gallon wholesale rate to member governments for the wholesale supply of drinking water; with one exception for the City of Tampa. The Agency charges a separate rate to the City of Tampa for raw water delivered from the Tampa Bypass Canal to augment the City's reservoir.

Tampa Bay Water is governed by a nine-member board of directors from our six-member governments. The board includes two commissioners from each member county and the Mayor or a city-council representative from each member city.

The Agency provides quality drinking water to its six-member governments whose water service areas serve more than 2.6 million residents in the Tampa Bay region. Water sources include groundwater, surface water, and desalinated seawater.

Tampa Bay Water is regulated by the Florida Department of Environmental Protection and the United States Environmental Protection Agency for matters related to drinking water quality and the operation and construction of its facilities. In addition, the Southwest Florida Water Management District (SWFWMD) regulates consumptive uses of water.

**Figure 1** shows the location of Tampa Bay Water's major Facilities and **Table 1** provides a list of Tampa Bay Water's major facilities, by water source.



**Figure 1: Tampa Bay Water Facilities**

**Table 1: Tampa Bay Water's Major Facilities**

Facility Type by Water Source	Facility Name
<b>Surface Water</b>	<ul style="list-style-type: none"> <li>• Alafia River Pump Station</li> <li>• C.W. Bill Young Regional Reservoir</li> <li>• Brandon Booster Station</li> <li>• Reservoir Off Stream Pump Station</li> <li>• South-Central Hillsborough Intertie Transmission Main</li> <li>• South-Central Hillsborough Booster Pump Station</li> <li>• Tampa Bay Regional Surface Water Treatment Plant</li> <li>• Tampa Bypass Canal Pump Station</li> </ul>
<b>Desalination</b>	<ul style="list-style-type: none"> <li>• Tampa Bay Seawater Desalination Plant</li> </ul>
<b>Groundwater</b>	<ul style="list-style-type: none"> <li>• Brandon Urban Dispersed Wells and Water Treatment Plants</li> <li>• Carrollwood Wells</li> <li>• Cosme-Odessa Wellfield</li> <li>• Cross Bar Ranch Wellfield</li> <li>• Cypress Bridge Wellfield</li> <li>• Cypress Creek Wellfield and Water Treatment Plant</li> <li>• Eldridge-Wilde Wellfield and Hydrogen Sulfide Treatment Facility</li> <li>• Lake Bridge Water Treatment Plant</li> <li>• Morris Bridge Wellfield and Water Treatment Plant</li> <li>• Northwest Hillsborough Regional Wellfield</li> <li>• Section 21 Wellfield</li> <li>• South Pasco Wellfield and Water Treatment Plant</li> <li>• South-Central Hillsborough Regional Wellfield and Lithia Ozone Treatment Facility</li> <li>• Starkey Wellfield</li> </ul>
<b>Other Facilities</b>	<p>The water system also includes booster stations and approximately 100 miles of raw water collection mains and 150 miles of large-diameter potable water transmission mains.</p>

# CIP Planning Process

## Purpose

Tampa Bay Water's Capital Improvements Program (CIP) is a comprehensive ten-year plan and portfolio of previously approved and newly proposed projects. The CIP is updated annually as the scope, needs and timing for specific projects change. Tampa Bay Water's Board of Directors annually accepts the CIP for implementation by agency staff.

The main objectives of the Capital Improvements Program Plan are:

- To improve Tampa Bay Water's financial stability by identifying capital improvements needs and estimating funding needs including future debt/bonds issuances.
- To maintain and improve Tampa Bay Water's infrastructure through the maintenance, repair, and replacement of existing assets; and
- To identify, evaluate and deliver short- and long-term infrastructure needs/projects to meet the regions' future water demands.

## Capital Project Definition

Capital projects are those activities that will result in:

1. A capital asset owned by Tampa Bay Water, and/or
2. Major repairs, improvements, renovations, or expansions that extend an existing asset's useful life, and/or
3. A significant change in a facility's functionality or capacity.

Capital assets owned by Tampa Bay Water are recorded in Tampa Bay Water's financial records in accordance with accepted accounting principles and applicable Florida State Statutes.

The Capital Improvements Program also includes capital projects that are:

1. Funded by Tampa Bay Water and/or others, for assets owned and operated by another entity.
2. Constructed by Tampa Bay Water for the benefit of member governments or other government agencies.

If Tampa Bay Water does not retain ownership of the completed project, the cost of the project is accounted as a contribution to the respective entity.

## Identifying Projects

Projects in the Capital Improvements Program includes projects regardless of costs. Typical capital projects:

- Change the functionality and/or changes the capacity of an existing asset; and/or
- Are identified in the Agency's Mitigation Phase 1 or the Long-term Master Water Plan; and/or
- Require property acquisition, easements, license agreements, and/or fee purchase; and/or
- Require a Primary Environmental Permit or permit modification as defined in the Amended and Restated Interlocal Agreement such as:
  - National Pollutant Discharge Elimination System Permit (NPDES)
  - Environmental Resource Permit (ERP)
  - Water Use Permit (WUP)

Tampa Bay Water’s Capital Improvements Program also includes non-capital projects that may lead to capital projects, including assessments, evaluations, feasibility studies and related program management efforts.

## CIP Development

The Fiscal Years (FYs) 2026-2035 CIP Plan is an update to the FYs 2025-2034 CIP Plan accepted by the Board of Directors in May 2024.

## Goals

The following goals are used by agency staff to update the Capital Improvements Program Plan:

- Identify and prioritize capital projects through a coordinated departmental effort that integrates planning, project management, engineering, construction delivery strategies, financing requirements, and future operating and maintenance costs.
- Develop a duration-based schedule and budget for each project.
- Develop a funding scenario for each project that identifies a funding source, projected planned expenditures cash flow, and future operating and maintenance costs estimates.

## Update Schedule

The CIP Program Manager has the responsibility of managing the annual update of Tampa Bay Water’s CIP Plan. The CIP update process runs from June through May as shown below.

**Figure 2: CIP Update Timeline**



## Capital Projects Evaluation Criteria & Process Framework

Tampa Bay Water utilizes a Multi-Attribute Utility Analysis (MUA) to determine a benefit score for each capital project. The benefit scores allows Tampa Bay Water to prioritize projects, allocate funding sources, assign staff, and determine project schedules. The evaluation criteria themselves are evaluated every two to three years by staff and if needed, updated to reflect the Agency’s current Strategic Goals. Projects are re-evaluated every year until they reach the bidding or construction phases. The key features of the Evaluation Process are:

- Each criterion is defined and assigned a weight in a scale from zero (0) to one hundred (100).
- Each criterion is assigned a set of performance measures to assess the contribution of a project to meeting the identified criterion.

- Each performance measure is defined and receives a score on a scale from zero (0) to ten (10).
- A Benefit Score using the evaluation criteria and performance measures is calculated for each project.

The following equation is used to calculate the Benefit Score of each capital project.

$$\text{Benefit Score} = \frac{10}{\text{Total CW}} \times \sum [CW \times PM]$$

Where:

**CW**= Criterion Weights, **PM**= Performance Measure Score, **Total CW**= Total of Criterion Weights

The following sections and **Tables 2-8** provide criteria attributes and their Performance Measures.

**Table 2: Evaluation Criteria Weights**

Evaluation Criteria	Weight
Compliance	100
Level of Service	82
Health & Safety	82
Costs & Efficiencies	61
Environmental Enhancement	32

### Compliance

Attributes of Compliance include regulatory compliance/permits and contractual obligations. Compliance obligations include permit or regulatory agency requirements (e.g., consent order, administrative order, etc.) Contractual obligations include legal settlements; property agreements; Memoranda of Understanding (MOU); Joint Project Agreement (JPA); and agency's governance documents (Master Water Supply Contract & Reinstated and Amended Interlocal Agreement).

**Table 3: Compliance Performance Measures**

Performance Measure	Score
Project does not contribute to compliance.	0
Project provides a minor level of support for compliance. <i>Will address obvious short-term or acute impacts.</i>	3
Project provides a moderate level of support for compliance. <i>Will reduce obvious short-term acute or chronic impacts.</i>	5
Project provides a significant level of support and improves compliance. <i>Will reduce short-term and addresses some chronic long-term impacts.</i>	7
Project is required for immediate known compliance issues. <i>Will reduce major factor(s) related to chronic long-term impacts.</i>	10

### Level of Service

Attributes of Level of Service include water quantity, water pressure, and water quality enhancement, raw water vs. finished water system (system priority/criticality), time without service, number of complaints, and public image.

**Table 4: Level of Service Performance Measures**

<b>Performance Measure</b>	<b>Score</b>
Project does not address customer level of service.	0
Project maintains customer level of service on a small scale. <i>Addresses less than 10% of system demands. Meeting Demand less than 10 MGD.</i>	3
Project maintains customer level of service on a sub-regional scale. <i>Addresses 10 to 25% of system demands. Meeting Demand equal or greater than 10 MGD to less than 20 MGD.</i>	5
Project maintains customer level of service on a system-wide scale. <i>Addresses greater than approximately 25% of system demands. Meeting Demand equal or greater than 20 MGD to less than 40 MGD.</i>	7
Project improves or increases customer level of service on a system-wide scale. <i>Addresses greater than approximately 50% of system demands. Meeting Demand equal or greater than 40 MGD.</i>	10

### Health & Safety

Attributes of Health & Safety include safety of the public and agency employees (OSHA equivalent) and physical and cyber security.

**Table 5: Health & Safety Performance Measures**

<b>Performance Measure</b>	<b>Score</b>
Project does not address safety.	0
Project provides a minor level of reduction in risks to public or employee safety.	3
Project provides a moderate reduction in risks to public or employee safety, including possible lost time accident potential.	5
Project provides a significant reduction in risks to public or employee safety, including lost time accident potential.	7
Project addresses an immediate known risk to public or employee safety for lost time potential.	10

### Cost & Efficiencies

Attributes of Cost and Efficiencies include operations and maintenance (O&M) savings potential (staff time, money), O&M flexibility, and coordination with other internal projects.

**Table 6: Cost & Efficiencies Performance Measures**

<b>Performance Measure</b>	<b>Score</b>
Project causes an increase in net O&M costs.	0
Project has a neutral effect on net O&M costs.	3
Project provides a moderate reduction in net O&M costs OR creates opportunities for O&M efficiency/performance. <i>Reduction/Opportunity benefit less than 10%.</i>	5
Project provides a moderate reduction in net O&M costs AND creates opportunities for O&M efficiency/performance. <i>Reduction/Opportunity benefit less than 10%.</i>	7
Project provides a significant reduction in net O&M costs OR creates opportunities for O&M efficiency/performance. <i>Reduction/Opportunity benefit greater than 10%.</i>	10

### Environmental Enhancement

Attributes of Environmental Enhancements include going above and beyond regulatory requirements, source water protection, minimizing carbon footprint, achieving energy efficiency, and includes a renewable energy component.

**Table 7: Environmental Enhancement Performance Measures**

<b>Performance Measure</b>	<b>Score</b>
Project does not provide environmental enhancement.	0
Project makes a minor contribution towards environmental enhancements.	3
Project makes a moderate contribution towards environmental enhancements.	5
Project makes a significant contribution towards environmental enhancements.	7
Project makes a significant contribution towards environmental enhancements beyond anticipated regulations.	10

# Capital Projects Sources

Tampa Bay Water's CIP includes projects from various sources, including:

## Tampa Bay Water

- Long-Term Master Water Supply Planning
- System Hydraulic and Emergency Scenario Analysis
- Energy Management Program
- Assets Master Plans
- Renewal and Replacement Program
- Property Redress
- Vulnerability Assessment
- Information Technology

## Member Governments

- Joint Project Agreements
- Memoranda of Understanding

## Regulatory/Compliance Requirements and other Commitments

- The Amended and Restated Interlocal Agreement
- The Master Water Supply Contract
- The Southwest Florida Water Management District (e.g., Phase 1 Mitigation)
- Florida Department of Environmental Protection
- Utility Acquisition(s)
- Utility Conflicts

## Capital Projects Project Sources Highlights

### Long-Term Master Water Supply Planning

The Amended and Restated Interlocal Agreement (referred to as the Interlocal Agreement) requires the Long-Term Master Water Plan be updated every five years. New water supply projects are developed through the long-term master water supply planning process, which is performed to ensure:

- The public has sufficient water supplies to meet its needs in an environmentally sustainable and cost-effective manner.
- Tampa Bay Water has sufficient water supply options in its Plan to meet the member governments' needs for at least 10 years; and
- Tampa Bay Water meets its unequivocal obligation to meet member governments' needs. It takes over 10 years to plan, permit, design, and build drinking water facilities.

Long-term water supply planning is conducted every five years, evaluating new water supply concepts as needed, and is the pool from which Long-Term Master Water Plan projects are drawn for further evaluation. As part of the planning process, demand projections are annually updated to facilitate new supplies are on-line in a timely manner, but not so far in advance as to unnecessarily burden the cost of water by overbuilding capacity.

The most recent Long-Term Master Water Plan update was approved by the Board in November 2023. Along with the Plan, the Board approved recommendations to pursue further feasibility evaluations on the top seven-ranked potential water supply capital projects including:

- Eastern Pasco Wellfield (with brackish and/or fresh groundwater)
- Consolidated Water Use Permit Increase
- North Pinellas Surface Water Treatment Plant and Reservoir

- Tampa Bay Seawater Desalination Expansion (with either seawater\* or brackish groundwater)
- C.W. Bill Young Regional Reservoir Surface Water Treatment Plant
- New South Hillsborough Surface Water Treatment Plant and Reservoir
- South Hillsborough Wellfield \*

\* This concept was evaluated in 2021 and does not require additional study.

This CIP plan includes a Feasibility Program for the evaluation of new water supply concepts projects to meet water supply needs by 2033 or sooner and includes a Developmental Alternatives Program for the identifications and evaluation of new water supply options that may require sophisticated technologies or require more long-term study.

### System Hydraulic and Emergency Scenarios

Tampa Bay Water completes a comprehensive evaluation of its Regional Water Transmission System every 10 years to proactively identify system capacity and reliability improvements needed over a 20-year planning horizon. The system is analyzed to determine the improvements needed for the water transmission system infrastructure (e.g., pipelines and pumping stations) to maintain a reliable water delivery capacity to each Member Government Point of Connection from the Tampa Bay Water system. The evaluation considers both normal operating conditions as well as resiliency of the water delivery system under “emergency” type conditions, such as a planned or unplanned outage of a pipeline or pump station facility. The Agency’s first System Hydraulic and Emergency Scenario Analysis Report was completed in 2005 and considered future water demand projections through year 2025, hence known as the “2025 System Hydraulic and Emergency Scenario Analysis Report”. The second update of the report was completed in 2015 and considered a 20-year planning horizon through year 2035. The third updated to the report “2045 System Hydraulic and Emergency Scenario Analysis Report” will be completed by 2025 and considers a 20-year planning horizon through year 2045.

### Energy Management Program

Tampa Bay Water developed an Energy Management Program roadmap with a programmatic approach to improve energy efficiency through the implementation of several individual energy-saving and renewable projects, emerging technologies, and operational changes.

### Renewal and Replacement Program

Tampa Bay Water’s Renewal and Replacement Program includes a prioritized long-term plan for the renewal, repair, or replacement of assets that will result in sustainable infrastructure. The Program identifies the required projects, and their timing based on a risk-based approach that considers criticality, remaining useful life, and risk.

### Phase 1 Mitigation Projects

The Phase 1 Mitigation Plan is an on-going program required by Tampa Bay Water’s Consolidated Water Use Permit. Its purpose is to provide long-term mitigation at wetland and lake sites that were impacted by historical groundwater pumpage at the central system wellfields and are predicted to not fully recover after the mandated groundwater pumpage cutback to 90 mgd. The Phase 1 Mitigation Plan currently includes a list of 21 mitigation projects.

## Funding Overview

Tampa Bay Water capital projects are funded through one or more funding sources. Funding is determined based on the type of project and funds availability.

### Revenue Bonds

Tampa Bay Water's current CIP is funded primarily through the issuance of Revenue Bonds for specific projects. Bond proceeds are placed in a restricted Construction Fund until disbursed for the intended purpose.

### Capital Improvements Fund

The Capital Improvements Fund (CIF) is funded by charges collected or other funds received, such as proceeds from the sale of surplus property. The Capital Improvements Fund may be used to fund any Board-approved Capital Project.

### Renewal and Replacement Fund

Tampa Bay Water is required to maintain a Renewal and Replacement Fund in an amount equal to five (5) percent of the prior fiscal year's Gross Revenue or such other amount as is certified by the Consulting Engineer in the Renewal and Replacement Fund. Funds used in the current year are collected the following year through the Uniform Rate. These funds are used to fund projects resulting from the Renewal and Replacement Program where major repairs or replacement of specific components are needed to maintain the service level of the water supply, treatment, and/or distribution system.

### Energy Program Fund

The Energy Fund Program receives revenue generated from an agreement with Tampa Electric's (TECO) Commercial Demand Response Program provider Enel X. The Program helps manage peak demand to reduce seasonal electricity demand peaks. Tampa Bay Water earns revenue quarterly by agreeing to reduce electricity consumption when TECO calls for a demand response event, i.e., the reduction of energy usage to lower peak demand. Projects funded with this funding source include projects that result in energy savings.

### Other Funding Sources

Tampa Bay Water also seeks and obtains available grant funding for its projects from the Southwest Water Management District (SWFWMD), the State of Florida, the U.S. Environmental Protection Agency, and other Federal grant programs, as well as Joint Project Agreements with member governments and other cooperative funding entities.

### Released Debt Service Fund

Upon the issuance of the Series 2022 Bonds, the maturity of the agency's total outstanding bonds was extended to Fiscal Year 2053. Therefore, the Debt Service Reserve account requirement changed from the Maximum Annual Debt Service for all outstanding bonds to 125% of the average Annual Debt Service for all outstanding bonds reducing the required balance of the Debt Service Reserve Fund and releasing these reserve funds for funding projects within the Capital Improvement Program.

### Uniform Rate Funds

Uniform Rate Funds generally are allocated to project evaluations, assessments, feasibility studies, program management services, and Phase 1 Mitigation projects. These funds are collected through the Uniform Rate.

## Grant/Funded Projects

**Table 8** identifies projects with current grants and co-funding agreements. The table identifies the grant/co-funding entity, the expected funds to be received, and funds received to date. Tampa Bay Water typically applies for State of Florida Grant Assistance through the General Appropriations Act and these grants received are managed by the Florida Department of Environmental Protection. Also, Tampa Bay Water applies for Federal funding initiatives, the Southwest Water Management District (SWFWMD) Cooperative Funding Initiative (CFI), and the Florida Department of Transportation (FDOT).

**Table 8: Grant Funded Projects**

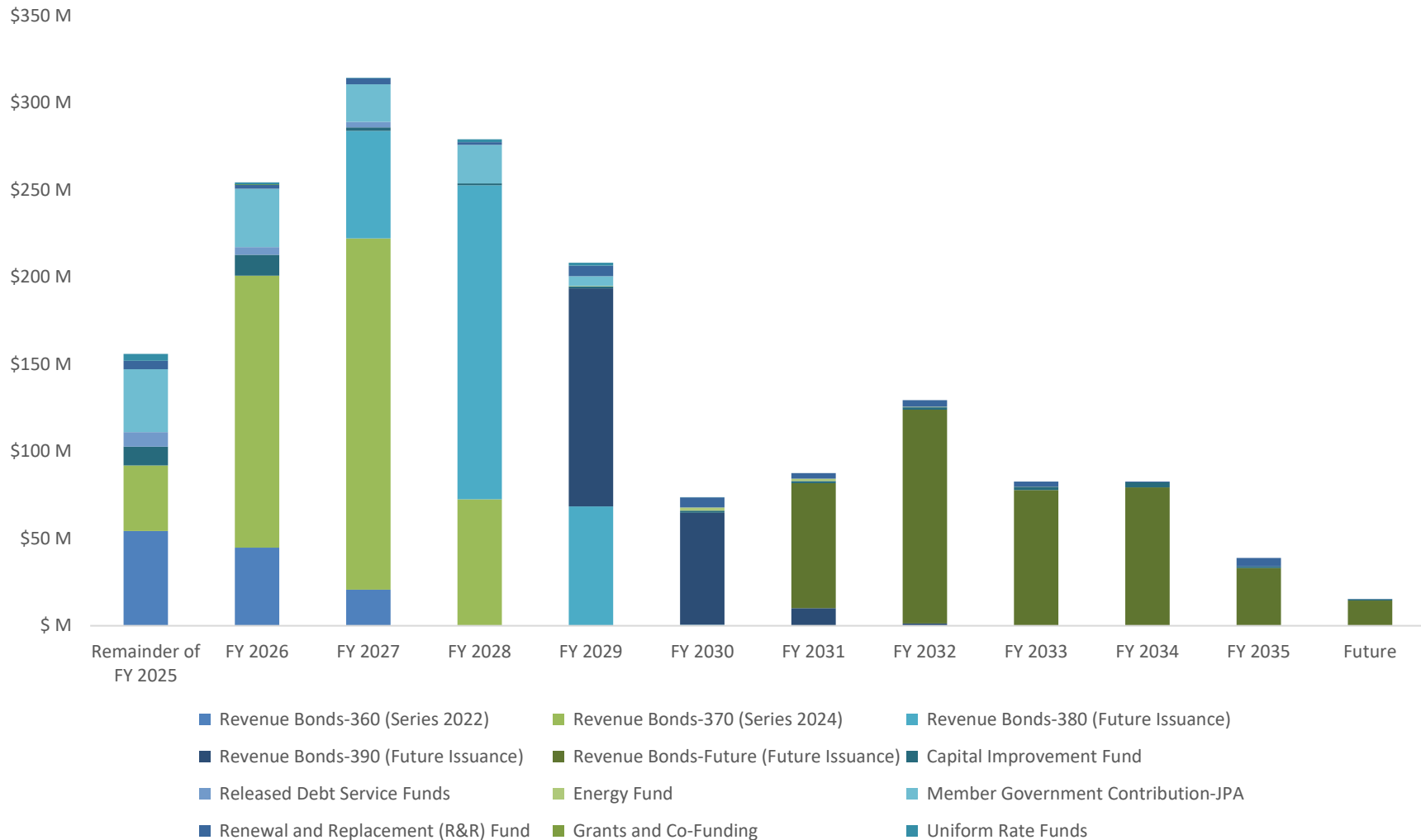
Project No.	Project Name	Funding Entity	Grant Maximum Total <sup>1</sup>	Reimbursed through 12/31/2024
01014	Surface Water Treatment Plant Expansion	State-FDEP	\$1,000,000.00	\$ -
01014	Surface Water Treatment Plant Expansion	Federal-EPA	\$1,015,667.00	\$ -
01609	Southern Hillsborough County Supply Expansion: Booster Pump Station (Brandon Booster Station)	SWFWMD	\$5,325,000.00	\$3,909,911.95
01610/01616	South Hillsborough Pipeline (Segments A & B)	SWFWMD <sup>2</sup>	\$147,954,000.00	\$ 1,489,141.05
50016	Eldridge-Wilde WF Pumps & Motors Replacement	State-FDEP	\$750,000.00	\$735,135.82
07153	Cross Bar Ranch Wellfield Water Transmission Main – Utility Conflict	State-FDOT	\$146,920.00	\$ -
<b>Totals</b>			<b>\$156,191,587.00</b>	<b>\$6,134,188.82</b>

**Notes:**

1. Grant Maximum Total is the total funds awarded or requested to the funding entity. The total amount to be received could be less depending on the project’s actual expenses for the awarded construction contract.
2. Includes Florida Department of Environmental Protection funding received by the SWFWMD.

# Projected Capital Improvements Program Expenditures

The updated 10-year CIP includes a total of **96** projects at different phases with total projected future expenditures of **\$1,723,252,111**. **Figure 3** summarizes the planned expenditures for each funding source by Fiscal Year. Future expenditures include planned expenditures for projects starting within the 10-year plan.



**Figure 3: Planned Expenditures**

THIS PAGE INTENTIONALLY LEFT BLANK

Table 9: Summary of Projected Funding Needs

	Remainder of FY 2025	FY 2026	FY 2027	FY 2028	FY 2029	FY 2030	FYs 2031-2035	Future	Total Funding
<b>Funds Projected Starting Balance</b>	\$592,224,980	\$490,033,892	\$298,131,549	\$322,718,197	\$96,158,819	\$72,090,890	\$409,245,854	\$32,534,226	\$592,224,980
<b>Projected Debt Issuance</b>	\$-	\$-	\$276,650,000	\$-	\$185,250,000	\$-	\$361,350,000	\$-	\$823,250,000
<b>Projected Agency Funding</b>	\$290,000	\$4,717,618	\$4,179,629	\$5,442,190	\$5,485,194	\$3,817,806	\$25,700,000	\$3,790,000	\$53,422,437
<b>Projected Funding-Hillsborough County (JPA)</b>	\$34,496,158	\$30,000,000	\$30,000,000	\$23,367,842	\$-	\$-	\$-	\$-	\$117,864,000
<b>Projected Reimbursement (Grants/ Co-funding Agreements)</b>	\$8,172,643	\$18,500,000	\$17,500,000	\$17,500,000	\$(11,255,000)	\$12,250,000	\$36,367,444	\$-	\$99,035,087
<b>Projected Interest Earned</b>	\$10,906,638	\$9,367,043	\$10,841,740	\$6,303,286	\$4,780,309	\$1,542,250	\$14,571,400	\$635,631	\$58,948,296
<b>Projected Total Funds Expenditures</b>	\$(156,056,526)	\$(254,487,005)	\$(314,584,720)	\$(279,172,697)	\$(208,328,431)	\$(73,634,678)	\$(421,520,886)	\$(15,467,168)	\$(1,723,252,111)
<b>Projected Funds Ending Balance</b>	\$490,033,892	\$298,131,549	\$322,718,197	\$96,158,819	\$72,090,890	\$16,066,269	\$425,713,812	\$21,492,689	\$21,492,689

Table 10: Revenue Bonds-360 (Series 2022)

	Reminder of FY 2025	10-Yr Projections										Future	Total Funding
		FY 2026	FY 2027	FY 2028	FY 2029	FY 2030	FY 2031	FY 2032	FY 2033	FY 2034	FY 2035		
Fund Projected Starting Balance	\$ 94,900,958	\$ 48,376,106	\$ 17,835,264	\$ 28,489	\$ 28,988	\$ 29,495	\$ 30,011	\$ 30,536	\$ 31,071	\$ 31,614	\$ 32,168	\$ 32,730	\$ 94,900,958
Projected Co-Funding SWFWMD*	\$ 5,155,845	\$ 12,250,000	\$ 2,550,000	\$ -			\$ -	\$ -	\$ -	\$ -	\$ -	\$ -	\$ 19,955,845
Projected Grants (State/Federal)**	\$ 1,000,000	\$ 1,000,000	\$ -	\$ -	\$ -	\$ -	\$ -	\$ -	\$ -	\$ -	\$ -	\$ -	\$ 2,000,000
Projected Interest	\$ 1,768,494	\$ 1,078,457	\$ 356,742	\$ 499	\$ 507	\$ 516	\$ 525	\$ 534	\$ 544	\$ 553	\$ 563	\$ 573	\$ 3,208,507
Projected Total Funds Expenditures	\$ (54,449,191)	\$ (44,869,299)	\$ (20,713,517)	\$ -	\$ -	\$ -	\$ -	\$ -	\$ -	\$ -	\$ -	\$ -	\$ (120,032,007)
Projected Fund Ending Balance	\$ 48,376,106	\$ 17,835,264	\$ 28,489	\$ 28,988	\$ 29,495	\$ 30,011	\$ 30,536	\$ 31,071	\$ 31,614	\$ 32,168	\$ 32,730	\$ 33,303	\$ 33,303

Project No.	Project Name	Actuals Thru End of FY 25-Q1 (12/31/2024)	10-Yr Projected Fund Expenditures by Fiscal Year											Total Funds Needed	
			Reminder of FY 2025	FY 2026	FY 2027	FY 2028	FY 2029	FY 2030	FY 2031	FY 2032	FY 2033	FY 2034	FY 2035		Future
01014	Surface Water Treatment Plant Expansion**	\$ 5,175,240	\$ 15,655,119	\$ 13,927,206	\$ 5,000,000	\$ -	\$ -	\$ -	\$ -	\$ -	\$ -	\$ -	\$ -	\$ -	\$ 34,582,325
01610	South Hillsborough Pipeline (Segment A)*	\$ 11,956,007	\$ 22,740,274	\$ 22,713,711	\$ 12,204,439			\$ -	\$ -	\$ -	\$ -	\$ -	\$ -	\$ -	\$ 57,658,424
07033	Tampa Bay Desalination Facility Intake Connection Improvements-Phase 2	\$ 16,956,909	\$ 5,493,191		\$ -	\$ -	\$ -	\$ -	\$ -	\$ -	\$ -	\$ -	\$ -	\$ -	\$ 5,493,191
11020	Long-term Master Water Plan-Feasibility: Program Management	\$ -	\$ 400,000	\$ 500,000	\$ 463,000	\$ -	\$ -	\$ -	\$ -	\$ -	\$ -	\$ -	\$ -	\$ -	\$ 1,363,000
11022	Feasibility Study for New Groundwater Sources	\$ 88,826	\$ 1,452,647	\$ 2,085,787	\$ 1,626,907	\$ -	\$ -	\$ -	\$ -	\$ -	\$ -	\$ -	\$ -	\$ -	\$ 5,165,341
50051	Cypress Creek Water Treatment Plant Chemical Piping Replacement	\$ 338,350	\$ 6,145,862	\$ 224,068	\$ -	\$ -	\$ -	\$ -	\$ -	\$ -	\$ -	\$ -	\$ -	\$ -	\$ 6,369,930
50052	High Service Pump Station Ball Valve Replacement	\$ 168,662	\$ 868,531	\$ 1,464,046	\$ 1,419,171	\$ -	\$ -	\$ -	\$ -	\$ -	\$ -	\$ -	\$ -	\$ -	\$ 3,751,748
50073	Cypress Creek Water Treatment Plant 72-Inch Valve	\$ 345,952	\$ 1,693,567	\$ 3,954,481	\$ -	\$ -	\$ -	\$ -	\$ -	\$ -	\$ -	\$ -	\$ -	\$ -	\$ 5,648,048
	Totals	\$ 35,029,946	\$ 54,449,191	\$ 44,869,299	\$ 20,713,517	\$ -	\$ -	\$ -	\$ -	\$ -	\$ -	\$ -	\$ -	\$ -	\$ 120,032,007

Table 11: Revenue Bonds-370 (Series 2024)

	Reminder of FY 2025	10-Yr Projections										Future	Total Funding
		FY 2026	FY 2027	FY 2028	FY 2029	FY 2030	FY 2031	FY 2032	FY 2033	FY 2034	FY 2035		
Fund Projected Starting Balance	\$ 425,806,897	\$ 395,731,568	\$ 246,606,138	\$ 59,166,712	\$ 3,625	\$ 3,688	\$ 3,753	\$ 3,818	\$ 3,885	\$ 3,953	\$ 4,022	\$ 4,093	\$ 425,806,897
Projected Co-Funding SWFWMD*	\$ -	\$ -	\$ 9,700,000	\$ 12,250,000			\$ -	\$ -	\$ -	\$ -	\$ -	\$ -	\$ 21,950,000
Projected Interest	\$ 7,451,621	\$ 6,925,302	\$ 4,485,357	\$ 1,249,792	\$ 63	\$ 65	\$ 66	\$ 67	\$ 68	\$ 69	\$ 70	\$ 72	\$ 20,112,613
Projected Total Funds Expenditures	\$ (37,526,949)	\$ (156,050,733)	\$ (201,624,783)	\$ (72,662,880)	\$ -	\$ -	\$ -	\$ -	\$ -	\$ -	\$ -	\$ -	\$ (467,865,345)
Projected Fund Ending Balance	\$ 395,731,568	\$ 246,606,138	\$ 59,166,712	\$ 3,625	\$ 3,688	\$ 3,753	\$ 3,818	\$ 3,885	\$ 3,953	\$ 4,022	\$ 4,093	\$ 4,164	\$ 4,164

Project No.	Project Name	Actuals Thru End of FY 25-Q1 (12/31/2024)	10-Yr Projected Fund Expenditures by Fiscal Year											Total Funds Needed	
			Reminder of FY 2025	FY 2026	FY 2027	FY 2028	FY 2029	FY 2030	FY 2031	FY 2032	FY 2033	FY 2034	FY 2035		Future
01014	Surface Water Treatment Plant Expansion	\$ -	\$ 827,385	\$ 60,511,750	\$ 69,983,107	\$ 12,990,313	\$ -	\$ -	\$ -	\$ -	\$ -	\$ -	\$ -	\$ -	\$ 144,312,555
01602	Cypress Creek Wellfield Improvements	\$ -	\$ 327,939	\$ 1,223,466	\$ 320,595	\$ -	\$ -	\$ -	\$ -	\$ -	\$ -	\$ -	\$ -	\$ -	\$ 1,872,000
01604	Eldridge-Wilde Wellfield Water Quality Treatment Improvements	\$ -	\$ 3,060,810	\$ -	\$ -	\$ -	\$ -	\$ -	\$ -	\$ -	\$ -	\$ -	\$ -	\$ -	\$ 3,060,810
01610	South Hillsborough Pipeline (Segment A)*	\$ -	\$ 28,119,378	\$ 69,667,981	\$ 124,349,967	\$ 55,971,505	\$ -	\$ -	\$ -	\$ -	\$ -	\$ -	\$ -	\$ -	\$ 278,108,831
01612	South Hillsborough Wellfield	\$ -	\$ 2,704,000	\$ 3,667,241	\$ -	\$ -	\$ -	\$ -	\$ -	\$ -	\$ -	\$ -	\$ -	\$ -	\$ 6,371,241
03505	Brandon Urban Dispersed Wells Water Quality Treatment Improvements	\$ -	\$ -	\$ 428,381	\$ -	\$ -	\$ -	\$ -	\$ -	\$ -	\$ -	\$ -	\$ -	\$ -	\$ 428,381
03511	Surface Water Plant Water Quality Pilot Study	\$ -	\$ -	\$ 664,281	\$ -	\$ -	\$ -	\$ -	\$ -	\$ -	\$ -	\$ -	\$ -	\$ -	\$ 664,281
03512	Brandon Urban Dispersed Wells-BUD5 Water Quality Improvements	\$ -	\$ -	\$ 696,180	\$ -	\$ -	\$ -	\$ -	\$ -	\$ -	\$ -	\$ -	\$ -	\$ -	\$ 696,180
06912	Surface Water Treatment Plant SCADA System Upgrade	\$ -	\$ 652,478	\$ 5,618,235	\$ -	\$ -	\$ -	\$ -	\$ -	\$ -	\$ -	\$ -	\$ -	\$ -	\$ 6,270,713
07005	South Pasco Water Quality Treatment, Storage and Pumping, Improvements	\$ -	\$ -	\$ 55,000	\$ -	\$ -	\$ -	\$ -	\$ -	\$ -	\$ -	\$ -	\$ -	\$ -	\$ 55,000
07061	South Pasco Wellfield Underground Commercial Powerline	\$ -	\$ -	\$ 74,337	\$ -	\$ -	\$ -	\$ -	\$ -	\$ -	\$ -	\$ -	\$ -	\$ -	\$ 74,337
11005	Integrated Program Manager Consultant Services	\$ -	\$ -	\$ 1,500,000	\$ 1,500,000	\$ -	\$ -	\$ -	\$ -	\$ -	\$ -	\$ -	\$ -	\$ -	\$ 3,000,000
11022	Feasibility Study for New Groundwater Sources	\$ -	\$ 2,354,195	\$ 2,089,766	\$ 268,872	\$ -	\$ -	\$ -	\$ -						\$ 4,712,833
11025	Feasibility Study For Surface Water Sources	\$ -	\$ 1,170,047	\$ 1,460,651	\$ -	\$ -	\$ -	\$ -	\$ -	\$ -	\$ -	\$ -	\$ -	\$ -	\$ 2,630,698
50021	Morris Bridge WF Improvements	\$ -	\$ 1,371,527	\$ 5,332,654	\$ 4,832,654	\$ 1,518,187	\$ -	\$ -	\$ -	\$ -	\$ -	\$ -	\$ -	\$ -	\$ 13,055,022
50042	Cosme-Odessa Wellfield Improvements	\$ -	\$ -	\$ -	\$ 369,588	\$ 2,182,875	\$ -	\$ -	\$ -	\$ -	\$ -	\$ -	\$ -	\$ -	\$ 2,552,463
	Totals	\$ -	\$ 37,526,949	\$ 156,050,733	\$ 201,624,783	\$ 72,662,880	\$ -	\$ -	\$ -	\$ -	\$ -	\$ -	\$ -	\$ -	\$ 467,865,345

Table 12: Revenue Bonds-380 (Future Issuance)

	Reminder of FY 2025	10-Yr Projections										Future	Total Funding
		FY 2026	FY 2027	FY 2028	FY 2029	FY 2030	FY 2031	FY 2032	FY 2033	FY 2034	FY 2035		
Fund Projected Starting Balance	\$ -	\$ -	\$ 276,650,000	\$ 219,797,158	\$ 43,550,664	\$ (11,707,798)	\$ 31,689	\$ 32,244	\$ 32,808	\$ 33,382	\$ 33,967	\$ 34,561	\$ 276,650,000
Projected Co-Funding SWFWMD*	\$ -	\$ -	\$ -	\$ -	\$ 12,250,000	\$ 12,250,000	\$ -	\$ -	\$ -	\$ -	\$ -	\$ -	\$ 24,500,000
Projected Interest	\$ -	\$ -	\$ 4,841,375	\$ 3,846,450	\$ 976,512	\$ 9,489	\$ 555	\$ 564	\$ 574	\$ 584	\$ 594	\$ 605	\$ 9,677,302
Projected Total Funds Expenditures	\$ -	\$ -	\$ (61,694,217)	\$ (180,092,944)	\$ (68,484,974)	\$ (520,001)	\$ -	\$ -	\$ -	\$ -	\$ -	\$ -	\$ (310,792,136)
Projected Fund Ending Balance	\$ -	\$ -	\$ 219,797,158	\$ 43,550,664	\$ (11,707,798)	\$ 31,689	\$ 32,244	\$ 32,808	\$ 33,382	\$ 33,967	\$ 34,561	\$ 35,166	\$ 35,166

Project No.	Project Name	Actuals Thru End of FY 25-Q1 (12/31/2024)	10-Yr Projected Fund Expenditures by Fiscal Year											Total Funds Needed	
			Reminder of FY 2025	FY 2026	FY 2027	FY 2028	FY 2029	FY 2030	FY 2031	FY 2032	FY 2033	FY 2034	FY 2035		Future
01602	Cypress Creek Wellfield Improvements	\$ -	\$ -	\$ -	\$ 390,253	\$ 6,717,702	\$ 6,829,281	\$ -	\$ -	\$ -	\$ -	\$ -	\$ -	\$ -	\$ 13,937,236
01603	Cypress Creek WTP Yard Piping Valves, Drainage Improvements, Roads, and Security	\$ -	\$ -	\$ -	\$ 161,410	\$ 165,954	\$ -	\$ -	\$ -	\$ -	\$ -	\$ -	\$ -	\$ -	\$ 327,364
01604	Eldridge-Wilde Wellfield Water Quality Treatment Improvements	\$ -	\$ -	\$ -	\$ 13,900,473	\$ 29,749,079	\$ -	\$ -	\$ -	\$ -	\$ -	\$ -	\$ -	\$ -	\$ 43,649,552
01605	Morris Bridge Underground Powerline	\$ -	\$ -	\$ -	\$ 291,879	\$ 299,612	\$ -	\$ -	\$ -	\$ -	\$ -	\$ -	\$ -	\$ -	\$ 591,491
01606	Section 21 Wellfield Pumps and Motors	\$ -	\$ -	\$ -	\$ -	\$ 120,901	\$ 159,983	\$ 167,491	\$ -	\$ -	\$ -	\$ -	\$ -	\$ -	\$ 448,375
01610	South Hillsborough Pipeline (Segment A)*	\$ -	\$ -	\$ -	\$ -	\$ 18,535,000	\$ 2,284,321	\$ -	\$ -	\$ -	\$ -	\$ -	\$ -	\$ -	\$ 20,819,321
01612	South Hillsborough Wellfield	\$ -	\$ -	\$ -	\$ 7,281,002	\$ 62,262,708	\$ 50,445,049	\$ -	\$ -	\$ -	\$ -	\$ -	\$ -	\$ -	\$ 119,988,759
03503	Cypress Creek and Cross Bar Ranch Wellfields Water Quality Treatment Improvements	\$ -	\$ -	\$ -	\$ 3,916,121	\$ 8,418,985	\$ -	\$ -	\$ -	\$ -	\$ -	\$ -	\$ -	\$ -	\$ 12,335,106
03505	Brandon Urban Dispersed Wells Water Quality Treatment Improvements	\$ -	\$ -	\$ -	\$ 1,328,224	\$ 4,354,395	\$ -	\$ -	\$ -	\$ -	\$ -	\$ -	\$ -	\$ -	\$ 5,682,619
03511	Water Quality Study - Surface Water Suspended Ion Exchange (Demonstration Facility)	\$ -	\$ -	\$ -	\$ 2,639,413	\$ 2,102,306	\$ -	\$ -	\$ -	\$ -	\$ -	\$ -	\$ -	\$ -	\$ 4,741,719
03512	Brandon Urban Dispersed Wells-BUD5 Water Quality Improvements	\$ -	\$ -	\$ -	\$ 2,196,701	\$ 7,177,119	\$ -	\$ -	\$ -	\$ -	\$ -	\$ -	\$ -	\$ -	\$ 9,373,820
03600	Tampa Bay Desalination Plant - R&R Program	\$ -	\$ -	\$ -	\$ 4,017,600	\$ 4,017,600	\$ -	\$ -	\$ -	\$ -	\$ -	\$ -	\$ -	\$ -	\$ 8,035,200
03700	Surface Water Treatment Plant - Renewal and Replacement Program - Phase II	\$ -	\$ -	\$ -	\$ 6,600,000	\$ 3,300,000	\$ -	\$ -	\$ -	\$ -	\$ -	\$ -	\$ -	\$ -	\$ 9,900,000

Table 12: Revenue Bonds-380 (Future Issuance) (Continued)

Project No.	Project Name	Actuals Thru End of FY 25-Q1 (12/31/2024)	10-Yr Projected Fund Expenditures by Fiscal Year												Total Funds Needed
			Remainder of FY 2025	FY 2026	FY 2027	FY 2028	FY 2029	FY 2030	FY 2031	FY 2032	FY 2033	FY 2034	FY 2035	Future	
06321	South Operations and Maintenance Building	\$ -	\$ -	\$ -	\$ -	\$ 5,717,932	\$ 4,231,853	\$ -	\$ -	\$ -	\$ -	\$ -	\$ -	\$ -	\$ 9,949,785
06912	Surface Water Treatment Plant SCADA System Upgrade	\$ -	\$ -	\$ -	\$ 12,493,631	\$ 1,681,655	\$ -	\$ -	\$ -	\$ -	\$ -	\$ -	\$ -	\$ -	\$ 14,175,286
07005	South Pasco Water Quality Treatment, Storage and Pumping, Improvements	\$ -	\$ -	\$ -	\$ 373,041	\$ 3,753,755	\$ 336,204	\$ -	\$ -	\$ -	\$ -	\$ -	\$ -	\$ -	\$ 4,463,000
07007	Cypress Creek WTP Chemical System Upgrades	\$ -	\$ -	\$ -	\$ 37,513	\$ 46,513	\$ 288,464	\$ 352,510	\$ -	\$ -	\$ -	\$ -	\$ -	\$ -	\$ 725,000
07061	South Pasco Wellfield Underground Commercial Powerline	\$ -	\$ -	\$ -	\$ 3,545,956	\$ 5,870,707	\$ -	\$ -	\$ -	\$ -	\$ -	\$ -	\$ -	\$ -	\$ 9,416,663
07070	Tampa Bypass Canal (MLK) Pumps	\$ -	\$ -	\$ -	\$ 105,649	\$ 1,049,674	\$ -	\$ -	\$ -	\$ -	\$ -	\$ -	\$ -	\$ -	\$ 1,155,323
07543	Developmental Alternatives Phase 4	\$ -	\$ -	\$ -	\$ 664,362	\$ 1,725,224	\$ -	\$ -	\$ -	\$ -	\$ -	\$ -	\$ -	\$ -	\$ 2,389,586
07544	Cypress Creek Pump Station Repump Improvements	\$ -	\$ -	\$ -	\$ 1,750,989	\$ 7,856,817	\$ -	\$ -	\$ -	\$ -	\$ -	\$ -	\$ -	\$ -	\$ 9,607,806
50047	Morris Bridge Chemical Piping Replacement	\$ -	\$ -	\$ -	\$ -	\$ 575,364	\$ 632,778	\$ -	\$ -	\$ -	\$ -	\$ -	\$ -	\$ -	\$ 1,208,142
50058	Tampa Bay Desalination Plant Piping Replacement	\$ -	\$ -	\$ -	\$ -	\$ 8,768	\$ -	\$ -	\$ -	\$ -	\$ -	\$ -	\$ -	\$ -	\$ 8,768
50070	High Service Pump Station and Repump Station Variable Frequency Drives	\$ -	\$ -	\$ -	\$ -	\$ 4,585,174	\$ 3,277,041	\$ -	\$ -	\$ -	\$ -	\$ -	\$ -	\$ -	\$ 7,862,215
<b>Totals</b>		\$ -	\$ -	\$ -	\$ 61,694,217	\$ 180,092,944	\$ 68,484,974	\$ 520,001	\$ -	\$ -	\$ -	\$ -	\$ -	\$ -	\$ 310,792,136

Table 13: Revenue Bonds-390 (Future Issuance)

	Reminder of FY 2025	10-Yr Projections										Future	Total Funding
		FY 2026	FY 2027	FY 2028	FY 2029	FY 2030	FY 2031	FY 2032	FY 2033	FY 2034	FY 2035		
Fund Projected Starting Balance	\$ -	\$ -	\$ -	\$ -	\$ -	\$ 63,329,540	\$ 130,884	\$ 1,533,310	\$ 237,950	\$ 81,727	\$ 83,158	\$ 84,613	\$ 65,481,183
Projected Funding	\$ -	\$ -	\$ -	\$ -	\$ 185,250,000	\$ -	\$ -	\$ -	\$ -	\$ -	\$ -	\$ -	\$ 185,250,000
Projected Co-Funding SWFWMD*	\$ -	\$ -	\$ -	\$ -	\$ -	\$ -	\$ 11,250,000	\$ -	\$ -	\$ -	\$ -	\$ -	\$ 11,250,000
Projected Interest	\$ -	\$ -	\$ -	\$ -	\$ 3,241,875	\$ 1,108,267	\$ 199,165	\$ 26,833	\$ 4,164	\$ 1,430	\$ 1,455	\$ 1,481	\$ 4,584,671
Projected Total Funds Expenditures	\$ -	\$ -	\$ -	\$ -	\$ (125,162,335)	\$ (64,306,923)	\$ (10,046,739)	\$ (1,322,193)	\$ (160,387)	\$ -	\$ -	\$ -	\$ (200,998,577)
Projected Fund Ending Balance	\$ -	\$ -	\$ -	\$ -	\$ 63,329,540	\$ 130,884	\$ 1,533,310	\$ 237,950	\$ 81,727	\$ 83,158	\$ 84,613	\$ 86,094	\$ 65,567,277

Project No.	Project Name	Actuals Thru End of FY 25-Q1 (12/31/2024)	10-Yr Projected Fund Expenditures by Fiscal Year												Total Funds Needed
			Reminder of FY 2025	FY 2026	FY 2027	FY 2028	FY 2029	FY 2030	FY 2031	FY 2032	FY 2033	FY 2034	FY 2035	Future	
01602	Cypress Creek Wellfield Improvements	\$ -	\$ -	\$ -	\$ -	\$ -	\$ -	\$ 4,649,764	\$ -	\$ -	\$ -	\$ -	\$ -	\$ -	\$ 4,649,764
01603	Cypress Creek WTP Yard Piping Valves, Drainage Improvements, Roads, and Security	\$ -	\$ -	\$ -	\$ -	\$ -	\$ 1,152,848	\$ 1,311,191	\$ 240,597	\$ -	\$ -	\$ -	\$ -	\$ -	\$ 2,704,636
01604	Eldridge-Wilde Wellfield Water Quality Treatment Improvements	\$ -	\$ -	\$ -	\$ -	\$ -	\$ 19,956,282	\$ 24,357	\$ -	\$ -	\$ -	\$ -	\$ -	\$ -	\$ 19,980,639
01605	Morris Bridge Underground Powerline	\$ -	\$ -	\$ -	\$ -	\$ -	\$ 4,524,717	\$ 2,785,792	\$ -	\$ -	\$ -	\$ -	\$ -	\$ -	\$ 7,310,509
01606	Section 21 Wellfield Pumps and Motors	\$ -	\$ -	\$ -	\$ -	\$ -	\$ -	\$ 1,606,100	\$ 934,525	\$ -	\$ -	\$ -	\$ -	\$ -	\$ 2,540,625
01608	Tampa Bay Desalination Plant Concentrate Disposal	\$ -	\$ -	\$ -	\$ -	\$ -	\$ 51,000	\$ 3,028,859	\$ -	\$ -	\$ -	\$ -	\$ -	\$ -	\$ 3,079,859
01614	Alafia Pump Station Motors and VFDs	\$ -	\$ -	\$ -	\$ -	\$ -	\$ 248,753	\$ 1,565,390	\$ 1,969,857	\$ -	\$ -	\$ -	\$ -	\$ -	\$ 3,784,000
03501	Cosme-Odesa Wellfield Water Quality Treatment Improvements	\$ -	\$ -	\$ -	\$ -	\$ -	\$ 170,866	\$ 3,196,919	\$ 3,981,303	\$ 1,187,912	\$ -	\$ -	\$ -	\$ -	\$ 8,537,000
03502	Carrollwood-Northwest Hillsborough Water Quality Treatment Improvements	\$ -	\$ -	\$ -	\$ -	\$ -	\$ -	\$ 1,520,000	\$ -	\$ 20,604	\$ 146,396	\$ -	\$ -	\$ -	\$ 1,687,000
03503	Cypress Creek and Cross Bar Ranch Wellfields Water Quality Treatment Improvements	\$ -	\$ -	\$ -	\$ -	\$ -	\$ 47,583,058	\$ 10,957,836	\$ -	\$ -	\$ -	\$ -	\$ -	\$ -	\$ 58,540,894
03504	Section 21 Wellfield Water Quality Treatment Improvements	\$ -	\$ -	\$ -	\$ -	\$ -	\$ 105,037	\$ 937,413	\$ -	\$ -	\$ -	\$ -	\$ -	\$ -	\$ 1,042,450

Table 13: Revenue Bonds-390 (Future Issuance) (Continued)

Project No.	Project Name	Actuals Thru End of FY 25-Q1 (12/31/2024)	10-Yr Projected Fund Expenditures by Fiscal Year												Total Funds Needed	
			Remainder of FY 2025	FY 2026	FY 2027	FY 2028	FY 2029	FY 2030	FY 2031	FY 2032	FY 2033	FY 2034	FY 2035	Future		
03508	Surface Water Treatment Plant Water Quality Improvements	\$ -	\$ -	\$ -	\$ -	\$ -	\$ 138,000	\$ 6,421,441	\$ -	\$ -	\$ -	\$ -	\$ -	\$ -	\$ -	\$ 6,559,441
03600	Tampa Bay Desalination Plant - R&R Program	\$ -	\$ -	\$ -	\$ -	\$ -	\$ -	\$ 4,017,600	\$ -	\$ -	\$ -	\$ -	\$ -	\$ -	\$ -	\$ 4,017,600
03800	Surface Water Treatment Plant Renewal and Replacement Program - Phase III	\$ -	\$ -	\$ -	\$ -	\$ -	\$ 2,514,779	\$ 2,827,962	\$ 2,038,591	\$ 113,677	\$ 13,991	\$ -	\$ -	\$ -	\$ -	\$ 7,509,000
07005	South Pasco Water Quality Treatment, Storage and Pumping, Improvements	\$ -	\$ -	\$ -	\$ -	\$ -	\$ 40,048,457	\$ 2,358,543	\$ -	\$ -	\$ -	\$ -	\$ -	\$ -	\$ -	\$ 42,407,000
07070	Tampa Bypass Canal (MLK) Pumps	\$ -	\$ -	\$ -	\$ -	\$ -	\$ 1,078,314	\$ 1,082,466	\$ 111,897	\$ -	\$ -	\$ -	\$ -	\$ -	\$ -	\$ 2,272,677
07543	Developmental Alternatives Phase 4	\$ -	\$ -	\$ -	\$ -	\$ -	\$ 3,058,120	\$ 2,037,294	\$ -	\$ -	\$ -	\$ -	\$ -	\$ -	\$ -	\$ 5,095,414
50022	Morris Bridge Booster Station Pumps 1 and 2 Replacement	\$ -	\$ -	\$ -	\$ -	\$ -	\$ 273,694	\$ 417,828	\$ 6,478	\$ -	\$ -	\$ -	\$ -	\$ -	\$ -	\$ 698,000
50041	Northwest Hillsborough Wellfield Improvements	\$ -	\$ -	\$ -	\$ -	\$ -	\$ -	\$ 4,094,441	\$ -	\$ -	\$ -	\$ -	\$ -	\$ -	\$ -	\$ 4,094,441
50042	Cosme-Odessa Wellfield Improvements	\$ -	\$ -	\$ -	\$ -	\$ -	\$ 2,693,139	\$ 2,703,620	\$ 376,778	\$ -	\$ -	\$ -	\$ -	\$ -	\$ -	\$ 5,773,537
50047	Morris Bridge Chemical Piping Replacement	\$ -	\$ -	\$ -	\$ -	\$ -	\$ 151,414	\$ 2,068,688	\$ 216,757	\$ -	\$ -	\$ -	\$ -	\$ -	\$ -	\$ 2,436,859
50058	Tampa Bay Desalination Plant Piping Replacement	\$ -	\$ -	\$ -	\$ -	\$ -	\$ 1,050,298	\$ 56,934	\$ -	\$ -	\$ -	\$ -	\$ -	\$ -	\$ -	\$ 1,107,232
50062	Tampa Bay Desalination Pipeline Reliability Phase 3	\$ -	\$ -	\$ -	\$ -	\$ -	\$ 234,186	\$ 3,640,814	\$ -	\$ -	\$ -	\$ -	\$ -	\$ -	\$ -	\$ 3,875,000
50063	Brandon Urban Dispersed Wellfield Pumps and Motors Replacement	\$ -	\$ -	\$ -	\$ -	\$ -	\$ 129,373	\$ 995,671	\$ 169,956	\$ -	\$ -	\$ -	\$ -	\$ -	\$ -	\$ 1,295,000
	<b>Totals</b>	\$ -	\$ -	\$ -	\$ -	\$ -	\$ 125,162,335	\$ 64,306,923	\$ 10,046,739	\$ 1,322,193	\$ 160,387	\$ -	\$ -	\$ -	\$ -	\$ 200,998,577

\* SWFWMD Reimbursements from co-funding agreement of Project 01610-South Hillsborough Pipeline (Segment A)

Table 14: Revenue Bonds-Future (Future Issuance)

	Reminder of FY 2025	10-Yr Projections										Future	Total Funding
		FY 2026	FY 2027	FY 2028	FY 2029	FY 2030	FY 2031	FY 2032	FY 2033	FY 2034	FY 2035		
Fund Projected Starting Balance	\$ -	\$ -	\$ -	\$ -	\$ -	\$ -	\$ -	\$ 132,789,375	\$ 24,858,307	\$ 123,783,647	\$ 46,514,397	\$ 14,237,244	\$ -
Projected Funding	\$ -	\$ -	\$ -	\$ -	\$ -	\$ -	\$ 200,000,000	\$ -	\$ 161,350,000	\$ -	\$ -	\$ -	\$ 361,350,000
Projected Co-Funding SWFWMD*	\$ -	\$ -	\$ -	\$ -	\$ -	\$ -	\$ 1,000,000	\$ 12,250,000	\$ 11,867,800	\$ -	\$ -	\$ -	\$ 25,117,800
Projected Interest	\$ -	\$ -	\$ -	\$ -	\$ -	\$ -	\$ 3,517,500	\$ 2,538,189	\$ 3,466,332	\$ 2,166,214	\$ 814,002	\$ 249,152	\$ 12,751,388
Projected Total Funds Expenditures	\$ -	\$ -	\$ -	\$ -	\$ -	\$ -	\$ (71,728,125)	\$ (122,719,257)	\$ (77,758,792)	\$ (79,435,464)	\$ (33,091,155)	\$ (14,447,618)	\$ (399,180,411)
Projected Fund Ending Balance	\$ -	\$ -	\$ -	\$ -	\$ -	\$ -	\$ 132,789,375	\$ 24,858,307	\$ 123,783,647	\$ 46,514,397	\$ 14,237,244	\$ 38,777	\$ 38,777

Project No.	Project Name	Actuals Thru End of FY 25-Q1 (12/31/2024)	10-Yr Projected Fund Expenditures by Fiscal Year											Future	Total Funds Needed	
			Reminder of FY 2025	FY 2026	FY 2027	FY 2028	FY 2029	FY 2030	FY 2031	FY 2032	FY 2033	FY 2034	FY 2035			
01608	Tampa Bay Desalination Plant Concentrate Disposal	\$ -	\$ -	\$ -	\$ -	\$ -	\$ -	\$ -	\$ -	\$ 4,572,976	\$ 6,389,329	\$ 22,687,591	\$ 23,245,127	\$ 7,523,119	\$ -	\$ 64,418,142
03501	Cosme-Odesa Wellfield Water Quality Treatment Improvements	\$ -	\$ -	\$ -	\$ -	\$ -	\$ -	\$ -	\$ -	\$ 147,900	\$ 33,988,395	\$ 20,068,705	\$ -	\$ -	\$ -	\$ 54,205,000
03502	Carrollwood-Northwest Hillsborough Water Quality Treatment Improvements	\$ -	\$ -	\$ -	\$ -	\$ -	\$ -	\$ -	\$ -	\$ 2,391,059	\$ 3,283,941	\$ 15,619,375	\$ 35,700,819	\$ 569,806	\$ -	\$ 57,565,000
03504	Section 21 Wellfield Water Quality Treatment Improvements	\$ -	\$ -	\$ -	\$ -	\$ -	\$ -	\$ -	\$ -	\$ 1,279,624	\$ 2,930,492	\$ 15,950,445	\$ 982,990	\$ -	\$ -	\$ 21,143,551
03506	Morris Bridge Water Quality Treatment Improvements	\$ -	\$ -	\$ -	\$ -	\$ -	\$ -	\$ -	\$ -	\$ 745,172	\$ 1,439,271	\$ 975,209	\$ 17,951,094	\$ 3,996,254	\$ -	\$ 25,107,000
03507	Starkey WF Water Quality Improvements	\$ -	\$ -	\$ -	\$ -	\$ -	\$ -	\$ -	\$ -	\$ 1,534,087	\$ 2,064,418	\$ 2,457,467	\$ 1,555,434	\$ 21,001,976	\$ 14,447,618	\$ 43,061,000
03508	Surface Water Treatment Plant Water Quality Improvements	\$ -	\$ -	\$ -	\$ -	\$ -	\$ -	\$ -	\$ -	\$ 49,872,669	\$ 62,404,890	\$ -	\$ -	\$ -	\$ -	\$ 112,277,559
03600	Tampa Bay Desalination Plant - R&R Program	\$ -	\$ -	\$ -	\$ -	\$ -	\$ -	\$ -	\$ -	\$ 4,017,600	\$ -	\$ -	\$ -	\$ -	\$ -	\$ 4,017,600
50021	Morris Bridge Booster Station Pumps 1 and 2 Replacement	\$ -	\$ -	\$ -	\$ -	\$ -	\$ -	\$ -	\$ -	\$ 2,326,184	\$ 7,802,816	\$ -	\$ -	\$ -	\$ -	\$ 10,129,000
50041	Northwest Hillsborough Wellfield Improvements	\$ -	\$ -	\$ -	\$ -	\$ -	\$ -	\$ -	\$ -	\$ 4,840,854	\$ 2,415,705	\$ -	\$ -	\$ -	\$ -	\$ 7,256,559
	<b>Totals</b>	\$ -	\$ -	\$ -	\$ -	\$ -	\$ -	\$ -	\$ -	\$ 71,728,125	\$ 122,719,257	\$ 77,758,792	\$ 79,435,464	\$ 33,091,155	\$ 14,447,618	\$ 399,180,411

\* SWFWMD Reimbursements from co-funding agreement of Project 01610-South Hillsborough Pipeline (Segment A)

Table 15: Capital Improvement Fund

	Reminder of FY 2025	10-Yr Projections										Future	Total Funding
		FY 2026	FY 2027	FY 2028	FY 2029	FY 2030	FY 2031	FY 2032	FY 2033	FY 2034	FY 2035		
Fund Projected Starting Balance	\$ 23,757,295	\$ 13,393,840	\$ 2,603,247	\$ 1,689,029	\$ 1,560,004	\$ 1,498,602	\$ 1,343,909	\$ 1,060,106	\$ 1,505,956	\$ 1,458,950	\$ 347,528	\$ 879,860	\$ 23,757,295
Projected Funding		\$ 1,000,000	\$ 1,000,000	\$ 1,000,000	\$ 1,000,000	\$ 1,000,000	\$ 1,000,000	\$ 1,750,000	\$ 1,750,000	\$ 1,750,000	\$ 1,500,000	\$ -	\$ 12,750,000
Projected Funding Assurity*	\$ -	\$ -	\$ -	\$ -	\$ -	\$ -	\$ -	\$ -	\$ -	\$ -	\$ -	\$ -	\$ -
Projected Interest	\$ 415,753	\$ 251,892	\$ 63,057	\$ 47,058	\$ 44,800	\$ 43,726	\$ 41,018	\$ 49,177	\$ 56,979	\$ 56,157	\$ 32,332	\$ 15,398	\$ 1,117,346
Projected Total Funds Expenditures	\$ (10,779,208)	\$ (12,042,485)	\$ (1,977,275)	\$ (1,176,083)	\$ (1,106,202)	\$ (1,198,418)	\$ (1,324,822)	\$ (1,353,326)	\$ (1,853,986)	\$ (2,917,578)	\$ (1,000,000)	\$ (850,000)	\$ (37,579,383)
Projected Fund Ending Balance	\$ 13,393,840	\$ 2,603,247	\$ 1,689,029	\$ 1,560,004	\$ 1,498,602	\$ 1,343,909	\$ 1,060,106	\$ 1,505,956	\$ 1,458,950	\$ 347,528	\$ 879,860	\$ 45,258	\$ 45,258

Project No.	Project Name	Actuals Thru End of FY 25-Q1 (12/31/2024)	10-Yr Projected Fund Expenditures by Fiscal Year											Future	Total Funds Needed	
			Reminder of FY 2025	FY 2026	FY 2027	FY 2028	FY 2029	FY 2030	FY 2031	FY 2032	FY 2033	FY 2034	FY 2035			
01609	Southern Hillsborough County Supply Expansion-Booster Pump Station (Brandon Booster Station)	\$ 12,092,400	\$ 500	\$ -	\$ -	\$ -	\$ -	\$ -	\$ -	\$ -	\$ -	\$ -	\$ -	\$ -	\$ -	\$ 500
01610	South Hillsborough Pipeline (Segment A)	\$ 4,549,784	\$ 2,669,036	\$ 1,541,741	\$ -	\$ -	\$ -	\$ -	\$ -	\$ -	\$ -	\$ -	\$ -	\$ -	\$ -	\$ 4,210,777
07033	Tampa Bay Desalination Facility Intake Connection Improvements-Phase 2	\$ 1,030,187	\$ 374,920	\$ -	\$ -	\$ -	\$ -	\$ -	\$ -	\$ -	\$ -	\$ -	\$ -	\$ -	\$ -	\$ 374,920
07064	Ground Storage Tanks Fall Protection	\$ -	\$ -	\$ -	\$ -	\$ -	\$ -	\$ 52,288	\$ 169,822	\$ 106,890	\$ -	\$ -	\$ -	\$ -	\$ -	\$ 329,000
07065	Maytum Vault Confined Space Removal	\$ -	\$ -	\$ -	\$ -	\$ -	\$ -	\$ 42,000	\$ 155,000	\$ -	\$ -	\$ -	\$ -	\$ -	\$ -	\$ 197,000
07100	Future-Information Technology-Placeholder	\$ -	\$ -	\$ -	\$ 900,000	\$ 950,000	\$ 950,000	\$ 950,000	\$ 1,000,000	\$ 1,000,000	\$ 1,000,000	\$ 1,000,000	\$ 1,000,000	\$ 850,000	\$ 9,600,000	
07131	Cosme Water Treatment Plant Yard Piping Improvements	\$ 36,875	\$ 1,025,000	\$ -	\$ -	\$ -	\$ -	\$ -	\$ -	\$ -	\$ -	\$ -	\$ -	\$ -	\$ 1,025,000	
07541	IT Technology Infrastructure Renewal & Replacement Program	\$ 396,311	\$ 392,553	\$ 525,922	\$ 54,214	\$ -	\$ -	\$ -	\$ -	\$ -	\$ -	\$ -	\$ -	\$ -	\$ 972,689	
07542	Lake Bridge Water Treatment Plant-Pump No 4	\$ 109,510	\$ 301,016	\$ 1,054,895	\$ 108,622	\$ -	\$ -	\$ -	\$ -	\$ -	\$ -	\$ -	\$ -	\$ -	\$ 1,464,533	
07544	Cypress Creek Pump Station Repump Improvements	\$ -	\$ -	\$ 687,194	\$ -	\$ -	\$ -	\$ -	\$ -	\$ -	\$ -	\$ -	\$ -	\$ -	\$ 687,194	
07603	SCADA-Software Features	\$ -	\$ -	\$ -	\$ 26,585	\$ 189,415	\$ -	\$ -	\$ -	\$ -	\$ -	\$ -	\$ -	\$ -	\$ 216,000	
50016	Eldridge-Wilde WF Pumps and Motors Replacement*	\$ 2,824,046	\$ 4,739,784	\$ 6,958,990	\$ -	\$ -	\$ -	\$ -	\$ -	\$ -	\$ -	\$ -	\$ -	\$ -	\$ 11,698,774	
50049	High Service Pump Station Chemical Piping Replacement	\$ 114,162	\$ 265,838	\$ -	\$ -	\$ -	\$ -	\$ -	\$ -	\$ -	\$ -	\$ -	\$ -	\$ -	\$ 265,838	
50059	Harney Pump Station Pumps and Motors	\$ -	\$ -	\$ -	\$ -	\$ -	\$ -	\$ -	\$ -	\$ 246,436	\$ 853,986	\$ 1,917,578	\$ -	\$ -	\$ 3,018,000	
50069	Repump Station Generator	\$ -	\$ -	\$ -	\$ -	\$ 36,668	\$ 156,202	\$ 154,130	\$ -	\$ -	\$ -	\$ -	\$ -	\$ -	\$ 347,000	
50070	High Service Pump Station Variable Frequency Drives	\$ -	\$ -	\$ 340,931	\$ 887,854	\$ -	\$ -	\$ -	\$ -	\$ -	\$ -	\$ -	\$ -	\$ -	\$ 1,228,785	
50071	Cypress Creek Pump Station Variable Frequency Drives	\$ 77,117	\$ 906,259	\$ 932,812	\$ -	\$ -	\$ -	\$ -	\$ -	\$ -	\$ -	\$ -	\$ -	\$ -	\$ 1,839,071	
50074	C.W. Bill Young Regional Reservoir-Compressors Replacement	\$ 1,231,038	\$ 104,302	\$ -	\$ -	\$ -	\$ -	\$ -	\$ -	\$ -	\$ -	\$ -	\$ -	\$ -	\$ 104,302	
	<b>Totals</b>	<b>\$ 22,461,430</b>	<b>\$ 10,779,208</b>	<b>\$ 12,042,485</b>	<b>\$ 1,977,275</b>	<b>\$ 1,176,083</b>	<b>\$ 1,106,202</b>	<b>\$ 1,198,418</b>	<b>\$ 1,324,822</b>	<b>\$ 1,353,326</b>	<b>\$ 1,853,986</b>	<b>\$ 2,917,578</b>	<b>\$ 1,000,000</b>	<b>\$ 850,000</b>	<b>\$ 37,579,383</b>	

Table 16: Released Debt Service Funds

	Reminder of FY 2025	10-Yr Projections										Future	Total Funding
		FY 2026	FY 2027	FY 2028	FY 2029	FY 2030	FY 2031	FY 2032	FY 2033	FY 2034	FY 2035		
Fund Projected Starting Balance	\$ 15,690,639	\$ 7,485,903	\$ 3,182,116	\$ 15,328	\$ 15,558	\$ 15,792	\$ 16,028	\$ 16,269	\$ 16,513	\$ 16,761	\$ 17,012	\$ 17,267	\$ 15,690,639
Projected Interest	\$ 235,360	\$ 112,289	\$ 47,732	\$ 230	\$ 233	\$ 237	\$ 240	\$ 244	\$ 248	\$ 251	\$ 255	\$ 259	\$ 397,578
Projected Total Funds Expenditures	\$ (8,440,096)	\$ (4,416,076)	\$ (3,214,519)	\$ -	\$ -	\$ -	\$ -	\$ -	\$ -	\$ -	\$ -	\$ -	\$ (16,070,691)
Projected Fund Ending Balance	\$ 7,485,903	\$ 3,182,116	\$ 15,328	\$ 15,558	\$ 15,792	\$ 16,028	\$ 16,269	\$ 16,513	\$ 16,761	\$ 17,012	\$ 17,267	\$ 17,526	\$ 17,526

Project No.	Project Name	Actuals Thru End of FY 25-Q1 (12/31/2024)	10-Yr Projected Fund Expenditures by Fiscal Year												Total Funds Needed
			Reminder of FY 2025	FY 2026	FY 2027	FY 2028	FY 2029	FY 2030	FY 2031	FY 2032	FY 2033	FY 2034	FY 2035	Future	
1607	Tampa Bay Desalination Plant Reverse Osmosis Trench Supports-Phase 2	\$ 10,272,433	\$ 4,156,832	\$ -	\$ -	\$ -	\$ -	\$ -	\$ -	\$ -	\$ -	\$ -	\$ -	\$ -	\$ 4,156,832
1620	Clearwater Administration Building Parking Lot Expansion	\$ 130,424	\$ 44,645	\$ -	\$ -	\$ -	\$ -	\$ -	\$ -	\$ -	\$ -	\$ -	\$ -	\$ -	\$ 44,645
6321	South Operations and Maintenance Building	\$ -	\$ -	\$ 90,780	\$ 348,435										\$ 439,215
7540	South Hillsborough Wellfield-Phase 1	\$ 353,120	\$ 118,841	\$ -	\$ -	\$ -	\$ -	\$ -	\$ -	\$ -	\$ -	\$ -	\$ -	\$ -	\$ 118,841
11020	Long-term Master Water Plan-Feasibility: Program Management	\$ -	\$ -	\$ -	\$ 500,000	\$ -	\$ -	\$ -	\$ -	\$ -	\$ -	\$ -	\$ -	\$ -	\$ 500,000
50055	Tampa Bay Desalination VFDs Replacement	\$ 231,898	\$ 1,801,778	\$ 131,380	\$ -	\$ -	\$ -	\$ -	\$ -	\$ -	\$ -	\$ -	\$ -	\$ -	\$ 1,933,158
50073	Cypress Creek Water Treatment Plant 72-Inch Valve	\$ -	\$ -	\$ 4,193,916	\$ 2,366,084	\$ -	\$ -	\$ -	\$ -	\$ -	\$ -	\$ -	\$ -	\$ -	\$ 6,560,000
50083	Tampa Bay Desalination Facility-Structural Improvements Phase 1	\$ -	\$ 2,318,000	\$ -	\$ -	\$ -	\$ -	\$ -	\$ -	\$ -	\$ -	\$ -	\$ -	\$ -	\$ 2,318,000
	Totals	\$ 10,987,875	\$ 8,440,096	\$ 4,416,076	\$ 3,214,519	\$ -	\$ -	\$ -	\$ -	\$ -	\$ -	\$ -	\$ -	\$ -	\$ 16,070,691

Table 17: Energy Fund

	Reminder of FY 2025	10-Yr Projections										Future	Total Funding
		FY 2026	FY 2027	FY 2028	FY 2029	FY 2030	FY 2031	FY 2032	FY 2033	FY 2034	FY 2035		
Fund Projected Starting Balance	\$ 1,392,945	\$ 1,712,396	\$ 2,037,438	\$ 2,368,169	\$ 2,704,687	\$ 2,777,828	\$ 1,187,132	\$ 108,458	\$ 101,524	\$ 381,455	\$ 683,205	\$ 990,237	\$ 1,392,945
Projected Funding	\$ 290,000	\$ 290,000	\$ 290,000	\$ 290,000	\$ 290,000	\$ 290,000	\$ 290,000	\$ 290,000	\$ 290,000	\$ 290,000	\$ 290,000	\$ 290,000	\$ 3,480,000
Projected Interest	\$ 29,452	\$ 35,042	\$ 40,730	\$ 46,518	\$ 52,407	\$ 53,687	\$ 25,850	\$ 6,973	\$ 6,852	\$ 11,750	\$ 17,031	\$ 22,404	\$ 348,696
Projected Total Funds Expenditures	\$ -	\$ -	\$ -	\$ -	\$ (269,266)	\$ (1,934,383)	\$ (1,394,523)	\$ (303,907)	\$ (16,921)	\$ -	\$ -	\$ -	\$ (3,919,000)
Projected Fund Ending Balance	\$ 1,712,396	\$ 2,037,438	\$ 2,368,169	\$ 2,704,687	\$ 2,777,828	\$ 1,187,132	\$ 108,458	\$ 101,524	\$ 381,455	\$ 683,205	\$ 990,237	\$ 1,302,641	\$ 1,302,641

Project No.	Project Name	Actuals Thru End of FY 25-Q1 (12/31/2024)	10-Yr Projected Fund Expenditures by Fiscal Year											Total Funds Needed	
			Reminder of FY 2025	FY 2026	FY 2027	FY 2028	FY 2029	FY 2030	FY 2031	FY 2032	FY 2033	FY 2034	FY 2035		Future
50079	Clearwater Generator Replacement	\$ -	\$ -	\$ -	\$ -	\$ -	\$ 17,292	\$ 79,438	\$ 319,442	\$ 303,907	\$ 16,921	\$ -	\$ -	\$ -	\$ 737,000
52003	Lake Bridge Pumps and Motors	\$ -	\$ -	\$ -	\$ -	\$ -	\$ 251,974	\$ 1,854,945	\$ 1,075,081	\$ -	\$ -	\$ -	\$ -	\$ -	\$ 3,182,000
	Totals	\$ -	\$ -	\$ -	\$ -	\$ -	\$ 269,266	\$ 1,934,383	\$ 1,394,523	\$ 303,907	\$ 16,921	\$ -	\$ -	\$ -	\$ 3,919,000

Table 18: Member Government Contribution-JPA

	Reminder of FY 2025	10-Yr Projections										Future	Total Funding
		FY 2026	FY 2027	FY 2028	FY 2029	FY 2030	FY 2031	FY 2032	FY 2033	FY 2034	FY 2035		
Fund Projected Starting Balance	\$ 1,561,752	\$ 2,406,456	\$ 2,188,745	\$ 11,093,918	\$ 12,894,388	\$ 7,538,465	\$ 5,250,000	\$ 5,250,000	\$ 5,250,000	\$ 5,086,200	\$ -	\$ -	\$ 1,561,752
Projected Co-Funding SWFWMD *	\$ 1,855,014	\$ 5,250,000	\$ 5,250,000	\$ 5,250,000	\$ 5,250,000	\$ 5,250,000	\$ 5,250,000	\$ 5,250,000	\$ 5,250,000	\$ 5,086,200	\$ -	\$ -	\$ 43,691,214
Projected Hillsborough County Funding	\$ 34,496,158	\$ 30,000,000	\$ 30,000,000	\$ 23,367,842	\$ -	\$ -	\$ -	\$ -	\$ -	\$ -	\$ -	\$ -	\$ 117,864,000
Projected Hillsborough County Funding SWFWMD Refund	\$ -	\$ (2,550,000)	\$ (5,250,000)	\$ (5,250,000)	\$ (5,250,000)	\$ (7,538,465)	\$ (5,250,000)	\$ (5,250,000)	\$ (5,250,000)	\$ (5,086,556)	\$ -	\$ -	\$ (46,674,665)
Projected Interest	\$ 568,694	\$ 526,597	\$ 482,831	\$ 516,926	\$ 193,416	\$ -	\$ -	\$ -	\$ -	\$ -	\$ -	\$ -	\$ 2,288,464
Projected Total Funds Expenditures	\$ (36,075,162)	\$ (33,444,308)	\$ (21,577,658)	\$ (22,084,298)	\$ (5,549,339)	\$ -	\$ -	\$ -	\$ -	\$ -	\$ -	\$ -	\$ (118,730,765)
Projected Fund Ending Balance	\$ 2,406,456	\$ 2,188,745	\$ 11,093,918	\$ 12,894,388	\$ 7,538,465	\$ 5,250,000	\$ 5,250,000	\$ 5,250,000	\$ 5,086,200	\$ -	\$ -	\$ -	\$ -

Project No.	Project Name	Actuals Thru End of FY 25-Q1 (12/31/2024)	10-Yr Projected Fund Expenditures by Fiscal Year											Future	Total Funds Needed
			Reminder of FY 2025	FY 2026	FY 2027	FY 2028	FY 2029	FY 2030	FY 2031	FY 2032	FY 2033	FY 2034	FY 2035		
01616	South Hillsborough Pipeline (Segment B)*	\$ 9,679,234	\$ 35,908,541	\$33,060,929	\$20,990,978	\$20,990,978	\$5,549,339	\$ -	\$ -	\$ -	\$ -	\$ -	\$ -	\$ -	\$ 116,500,765
08304	Hillsborough County- Lithia WTP Yard Piping	\$ -	\$ 166,621	\$383,379	\$586,680	\$1,093,320	\$ -	\$ -	\$ -	\$ -	\$ -	\$ -	\$ -	\$ -	\$ 2,230,000
	Totals	\$ 9,679,234	\$ 36,075,162	\$ 33,444,308	\$ 21,577,658	\$ 22,084,298	\$ 5,549,339	\$ -	\$ -	\$ -	\$ -	\$ -	\$ -	\$ -	\$ 118,730,765

Table 19: Renewal and Replacement (R&R) Fund

	Reminder of FY 2025	10-Yr Projections										Future	Total Funding
		FY 2026	FY 2027	FY 2028	FY 2029	FY 2030	FY 2031	FY 2032	FY 2033	FY 2034	FY 2035		
Fund Projected Starting Balance	\$ 22,679,881	\$ 18,370,082	\$ 18,494,447	\$ 17,968,728	\$ 19,322,629	\$ 16,143,404	\$ 13,322,517	\$ 13,040,477	\$ 13,077,600	\$ 13,906,186	\$ 17,285,536	\$ 16,253,621	\$ 22,679,881
Projected Funding	\$ -	\$ 2,250,000	\$ 2,500,000	\$ 2,500,000	\$ 2,500,000	\$ 2,500,000	\$ 2,500,000	\$ 3,500,000	\$ 3,500,000	\$ 3,500,000	\$ 3,500,000	\$ 3,500,000	\$ 32,250,000
Projected Grants (State/Federal)**	\$ 146,920	\$ -	\$ -	\$ -	\$ -	\$ -	\$ -	\$ -	\$ -	\$ -	\$ -	\$ -	\$ 146,920
Projected Interest	\$ 399,469	\$ 360,851	\$ 367,403	\$ 358,203	\$ 381,896	\$ 326,260	\$ 276,894	\$ 289,458	\$ 290,108	\$ 304,608	\$ 363,747	\$ 345,688	\$ 4,064,585
Projected Total Funds Expenditures	\$ (4,856,188)	\$ (2,486,486)	\$ (3,393,122)	\$ (1,504,302)	\$ (6,061,121)	\$ (5,647,147)	\$ (3,058,934)	\$ (3,752,335)	\$ (2,961,522)	\$ (425,258)	\$ (4,895,662)	\$ (169,550)	\$ (39,211,627)
Projected Fund Ending Balance	\$ 18,370,082	\$ 18,494,447	\$ 17,968,728	\$ 19,322,629	\$ 16,143,404	\$ 13,322,517	\$ 13,040,477	\$ 13,077,600	\$ 13,906,186	\$ 17,285,536	\$ 16,253,621	\$ 19,929,759	\$ 19,929,759

Project No.	Project Name	Actuals Thru End of FY 25-Q1 (12/31/2024)	10-Yr Projected Fund Expenditures by Fiscal Year											Total Funds Needed	
			Reminder of FY 2025	FY 2026	FY 2027	FY 2028	FY 2029	FY 2030	FY 2031	FY 2032	FY 2033	FY 2034	FY 2035		Future
01609	Southern Hillsborough County Supply Expansion-Booster Pump Station (Brandon Booster Station)	\$ 159	\$ -	\$ -	\$ -	\$ -	\$ -	\$ -	\$ -	\$ -	\$ -	\$ -	\$ -	\$ -	\$ -
06914	Cosme Collection Main - Utility Conflict	\$ -	\$ 37,695	\$ 109,701	\$ 668,914	\$ 239,690	\$ -	\$ -	\$ -	\$ -	\$ -	\$ -	\$ -	\$ -	\$ 1,056,000
07153	Cross Bar Ranch Wellfield Water Transmission Main – Utility Conflict**	\$ 104,492	\$ 198,075	\$ 1,373,857	\$ 996,576	\$ -	\$ -	\$ -	\$ -	\$ -	\$ -	\$ -	\$ -	\$ -	\$ 2,568,508
50016	Eldridge-Wilde WF Pumps and Motors Replacement	\$ 2,844,332	\$ -	\$ -	\$ -	\$ -	\$ -	\$ -	\$ -	\$ -	\$ -	\$ -	\$ -	\$ -	\$ -
50021	Morris Bridge WF Improvements	\$ 1,452,050	\$ 353,605	\$ 464,557	\$ 464,557	\$ 145,953	\$ -	\$ -	\$ -	\$ -	\$ -	\$ -	\$ -	\$ -	\$ 1,428,672
50023	Starkey Wellfield Improvements	\$ 70,409	\$ -	\$ 426,322	\$ 286,269	\$ 2,763,987	\$ 3,249,553	\$ 1,892,460	\$ -	\$ -	\$ -	\$ -	\$ -	\$ -	\$ 8,618,591
50031	Cypress Bridge Wellfield Improvements	\$ 6,922,144	\$ 282,601	\$ -	\$ -	\$ -	\$ -	\$ -	\$ -	\$ -	\$ -	\$ -	\$ -	\$ -	\$ 282,601
50040	Eldridge Wilde WF Underground Powerline	\$ 3,473,591	\$ 186,221	\$ 252,941	\$ -	\$ -	\$ -	\$ -	\$ -	\$ -	\$ -	\$ -	\$ -	\$ -	\$ 439,162
50041	Northwest Hillsborough Wellfield Improvements	\$ 1,856	\$ -	\$ -	\$ 337,082	\$ 685,399	\$ 359,136	\$ 1,383	\$ -	\$ -	\$ -	\$ -	\$ -	\$ -	\$ 1,383,000
50043	Cypress Creek Wellfield Headwall Erosion Repair	\$ -	\$ -	\$ -	\$ -	\$ -	\$ -	\$ -	\$ -	\$ -	\$ 150,783	\$ 274,252	\$ 1,107,925	\$ 7,040	\$ 1,540,000
50049	High Service Pump Station Chemical Piping Replacement	\$ 1,237,327	\$ 185,495	\$ -	\$ -	\$ -	\$ -	\$ -	\$ -	\$ -	\$ -	\$ -	\$ -	\$ -	\$ 185,495
50051	Cypress Creek Water Treatment Plant Chemical Piping Replacement	\$ 502,609	\$ 291,864	\$ 25,492	\$ -	\$ -	\$ -	\$ -	\$ -	\$ -	\$ -	\$ -	\$ -	\$ -	\$ 317,356
50052	High Service Pump Station Ball Valve Replacement	\$ 19,980	\$ -	\$ -	\$ -	\$ -	\$ -	\$ -	\$ -	\$ -	\$ -	\$ -	\$ -	\$ -	\$ -
50055	Tampa Bay Desalination VFDs Replacement	\$ 426,229	\$ -	\$ -	\$ -	\$ -	\$ -	\$ -	\$ -	\$ -	\$ -	\$ -	\$ -	\$ -	\$ -
50056	South Pasco Transmission Main Pipe Repair	\$ -	\$ -	\$ -	\$ -	\$ -	\$ -	\$ -	\$ 168,760	\$ 86,613	\$ 162,823	\$ 124,557	\$ 3,787,737	\$ 162,510	\$ 4,493,000

Table 19: Renewal and Replacement (R&R) Fund (Continued)

Project No.	Project Name	Actuals Thru End of FY 25-Q1 (12/31/2024)	10-Yr Projected Fund Expenditures by Fiscal Year											Total Funds Needed	
			Remainder of FY 2025	FY 2026	FY 2027	FY 2028	FY 2029	FY 2030	FY 2031	FY 2032	FY 2033	FY 2034	FY 2035		Future
50057	Tampa Bay Desalination Plant Belt Filter Press Replacement	\$ -	\$ -	\$ -	\$ -	\$ 9,840	\$ 2,075,675	\$ 1,611,485	\$ -	\$ -	\$ -	\$ -	\$ -	\$ -	\$ 3,697,000
50059	Harney Pump Station Pumps and Motors	\$ 68,268	\$ -	\$ -	\$ -	\$ -	\$ -	\$ -	\$ -	\$ -	\$ -	\$ -	\$ -	\$ -	\$ -
50061	Odessa Booster Station Pumps Replacement	\$ -	\$ -	\$ -	\$ -	\$ -	\$ -	\$ -	\$ 505,322	\$ 3,064,146	\$ 1,399,532	\$ -	\$ -	\$ -	\$ 4,969,000
50074	C.W. Bill Young Regional Reservoir-Compressors Replacement	\$ 158,996	\$ 17,440	\$ -	\$ -	\$ -	\$ -	\$ -	\$ -	\$ -	\$ -	\$ -	\$ -	\$ -	\$ 17,440
50075	Surface Water Treatment Plant-Renewal and Replacement Program - Phase I	\$ 2,910,670	\$ 3,300,801	\$ -	\$ -	\$ -	\$ -	\$ -	\$ -	\$ -	\$ -	\$ -	\$ -	\$ -	\$ 3,300,801
50076	C.W. Bill Young Regional Reservoir-Dissolved Air Lines Replacement	\$ -	\$ -	\$ -	\$ -	\$ 38,940	\$ 573,060	\$ -	\$ -	\$ -	\$ -	\$ -	\$ -	\$ -	\$ 612,000
50080	Alkalinity Adjustment Facility Generator Replacement	\$ -	\$ -	\$ -	\$ -	\$ 98,211	\$ 289,263	\$ 784,726	\$ 258,801	\$ -	\$ -	\$ -	\$ -	\$ -	\$ 1,431,001
50082	Cypress Creek Medium Voltage Generator Control System Upgrade	\$ -	\$ 2,391	\$ 259,938	\$ 499,671	\$ -	\$ -	\$ -	\$ -	\$ -	\$ -	\$ -	\$ -	\$ -	\$ 762,000
52002	Carrollwood Pumps and Motors	\$ -	\$ -	\$ -	\$ -	\$ -	\$ -	\$ -	\$ 233,591	\$ 601,576	\$ 1,248,384	\$ 26,449	\$ -	\$ -	\$ 2,110,000
	<b>Totals</b>	<b>\$ 20,193,112</b>	<b>\$ 4,856,188</b>	<b>\$ 2,486,486</b>	<b>\$ 3,393,122</b>	<b>\$ 1,504,302</b>	<b>\$ 6,061,121</b>	<b>\$ 5,647,147</b>	<b>\$ 3,058,934</b>	<b>\$ 3,752,335</b>	<b>\$ 2,961,522</b>	<b>\$ 425,258</b>	<b>\$ 4,895,662</b>	<b>\$ 169,550</b>	<b>\$ 39,211,627</b>

Table 20: Grants and Co-funding

	Reminder of FY 2025	10-Yr Projections										Future	Total Funding	
		FY 2026	FY 2027	FY 2028	FY 2029	FY 2030	FY 2031	FY 2032	FY 2033	FY 2034	FY 2035			
Projected Grants (State/Federal)**	\$ -	\$ 14,864	\$ -	\$ -	\$ -	\$ -	\$ -	\$ -	\$ -	\$ -	\$ -	\$ -	\$ -	\$ 14,864
Projected Total Funds Expenditures	\$ -	\$ (14,864)	\$ -	\$ -	\$ -	\$ -	\$ -	\$ -	\$ -	\$ -	\$ -	\$ -	\$ -	\$ (14,864)
Projected Fund Ending Balance	\$ -	\$ -	\$ -	\$ -	\$ -	\$ -	\$ -	\$ -	\$ -	\$ -	\$ -	\$ -	\$ -	\$ -

Project No.	Project Name	Actuals Thru End of FY 25-Q1 (12/31/2024)	10-Yr Projected Fund Expenditures by Fiscal Year											Total Funds Needed	
			Reminder of FY 2025	FY 2026	FY 2027	FY 2028	FY 2029	FY 2030	FY 2031	FY 2032	FY 2033	FY 2034	FY 2035		Future
01609	Southern Hillsborough County Supply Expansion-Booster Pump Station (Brandon Booster Station)*	\$ 5,325,000	\$ -	\$ -	\$ -	\$ -	\$ -	\$ -	\$ -	\$ -	\$ -	\$ -	\$ -	\$ -	\$ -
50016	Eldridge-Wilde WF Pumps and Motors Replacement**	\$ 735,136	\$ -	\$ 14,864	\$ -	\$ -	\$ -	\$ -	\$ -	\$ -	\$ -	\$ -	\$ -	\$ -	\$ 14,864
	Totals	\$ 6,060,136	\$ -	\$ 14,864	\$ -	\$ -	\$ -	\$ -	\$ -	\$ -	\$ -	\$ -	\$ -	\$ -	\$ 14,864

Table 21: Uniform Rate Funds

	Reminder of FY 2025	10-Yr Projections										Future	Total Funding		
		FY 2026	FY 2027	FY 2028	FY 2029	FY 2030	FY 2031	FY 2032	FY 2033	FY 2034	FY 2035				
Fund Projected Starting Balance	\$ 3,914,868	\$ -	\$ -	\$ -	\$ -	\$ -	\$ -	\$ -	\$ -	\$ -	\$ -	\$ -	\$ -	\$ -	\$ 3,914,868
Projected Funding	\$ -	\$ 1,177,618	\$ 389,629	\$ 1,652,190	\$ 1,695,194	\$ 27,806	\$ -	\$ -	\$ -	\$ -	\$ -	\$ -	\$ -	\$ -	\$ 4,942,437
Projected Total Funds Expenditures	\$ (3,914,868)	\$ (1,177,618)	\$ (389,629)	\$ (1,652,190)	\$ (1,695,194)	\$ (27,806)	\$ -	\$ -	\$ -	\$ -	\$ -	\$ -	\$ -	\$ -	\$ (8,857,305)
Projected Fund Ending Balance	\$ -	\$ -	\$ -	\$ -	\$ -	\$ -	\$ -	\$ -	\$ -	\$ -	\$ -	\$ -	\$ -	\$ -	\$ -

10-Yr Projected Fund Expenditures by Fiscal Year															
Project No.	Project Name	Actuals Thru End of FY 25-Q1 (12/31/2024)	Reminder of FY 2025	FY 2026	FY 2027	FY 2028	FY 2029	FY 2030	FY 2031	FY 2032	FY 2033	FY 2034	FY 2035	Future	Total Funds Needed
01610	South Hillsborough Pipeline (Segment A)	\$ 15,000	\$ -	\$ -	\$ -	\$ -	\$ -	\$ -	\$ -	\$ -	\$ -	\$ -	\$ -	\$ -	\$ -
03509	Water Quality Study - Effluent Disposal	\$ -	\$ -	\$ -	\$ 130,000	\$ -	\$ -	\$ -	\$ -	\$ -	\$ -	\$ -	\$ -	\$ -	\$ 130,000
03510	Water Quality Study - Phase 2 Design Criteria Development	\$ -	\$ -	\$ -	\$ -	\$ -	\$ 195,194	\$ 27,806	\$ -	\$ -	\$ -	\$ -	\$ -	\$ -	\$ 223,000
07131	Cosme Water Treatment Plant Yard Piping Improvements	\$ 900	\$ -	\$ -	\$ -	\$ -	\$ -	\$ -	\$ -	\$ -	\$ -	\$ -	\$ -	\$ -	\$ -
09010	Tampa Bay Desalination Upgrade/Replace PLC/SCADA System Study	\$ 90,158	\$ -	\$ -	\$ 19,810	\$ 152,190	\$ -	\$ -	\$ -	\$ -	\$ -	\$ -	\$ -	\$ -	\$ 172,000
09018	Water Transmission System Report	\$ 473,600	\$ 25,536	\$ -	\$ -	\$ -	\$ -	\$ -	\$ -	\$ -	\$ -	\$ -	\$ -	\$ -	\$ 25,536
09108	Cypress Creek Wellfield Surface Water Improvements-Phase 3	\$ 211,231	\$ 128,018	\$ 528,493	\$ -	\$ -	\$ -	\$ -	\$ -	\$ -	\$ -	\$ -	\$ -	\$ -	\$ 656,511
11005	Integrated Program Manager Consultant Services	\$ 3,635,523	\$ 1,794,298	\$ -	\$ -	\$ 1,500,000	\$ 1,500,000	\$ -	\$ -	\$ -	\$ -	\$ -	\$ -	\$ -	\$ 4,794,298
11020	Long-term Master Water Plan-Feasibility: Program Management	\$ 337,801	\$ 112,199	\$ -	\$ -	\$ -	\$ -	\$ -	\$ -	\$ -	\$ -	\$ -	\$ -	\$ -	\$ 112,199
11021	Developmental Alternatives Phase 1	\$ 93,144	\$ 262,844	\$ 90,352	\$ -	\$ -	\$ -	\$ -	\$ -	\$ -	\$ -	\$ -	\$ -	\$ -	\$ 353,196
11022	Feasibility Study for New Groundwater Sources	\$ 199,949	\$ 50,051	\$ -	\$ -	\$ -	\$ -	\$ -	\$ -	\$ -	\$ -	\$ -	\$ -	\$ -	\$ 50,051
11023	2045 System Hydraulic and Emergency Scenario Analysis Report	\$ 371,644	\$ 518,988	\$ 168,468	\$ -	\$ -	\$ -	\$ -	\$ -	\$ -	\$ -	\$ -	\$ -	\$ -	\$ 687,456
11024	IT Network Uplift Study	\$ -	\$ 297,327	\$ -	\$ -	\$ -	\$ -	\$ -	\$ -	\$ -	\$ -	\$ -	\$ -	\$ -	\$ 297,327
11026	Source Water Quality and Business Case Evaluation	\$ -	\$ 177,206	\$ 305,976	\$ 239,819	\$ -	\$ -	\$ -	\$ -	\$ -	\$ -	\$ -	\$ -	\$ -	\$ 723,001
50016	Eldridge-Wilde WF Pumps and Motors Replacement	\$ 7,007	\$ -	\$ -	\$ -	\$ -	\$ -	\$ -	\$ -	\$ -	\$ -	\$ -	\$ -	\$ -	\$ -
50037	Cypress Creek Generators Study	\$ -	\$ 334,744	\$ 33,831	\$ -	\$ -	\$ -	\$ -	\$ -	\$ -	\$ -	\$ -	\$ -	\$ -	\$ 368,575
50040	Eldridge Wilde WF Underground Powerline	\$ 23,778	\$ -	\$ -	\$ -	\$ -	\$ -	\$ -	\$ -	\$ -	\$ -	\$ -	\$ -	\$ -	\$ -
90600	Cypress Creek Lab Building Transformer Replacement	\$ 40,235	\$ 213,657	\$ 50,498	\$ -	\$ -	\$ -	\$ -	\$ -	\$ -	\$ -	\$ -	\$ -	\$ -	\$ 264,155
	<b>Totals</b>	<b>\$ 5,499,970</b>	<b>\$ 3,914,868</b>	<b>\$ 1,177,618</b>	<b>\$ 389,629</b>	<b>\$ 1,652,190</b>	<b>\$ 1,695,194</b>	<b>\$ 27,806</b>	<b>\$ -</b>	<b>\$ -</b>	<b>\$ -</b>	<b>\$ -</b>	<b>\$ -</b>	<b>\$ -</b>	<b>\$ 8,857,305</b>

## Project Details

A total of 96 projects are included in the updated Capital Improvements Program. This section provides a description of the projects included in the FYs 2026-2035 Capital Improvements Program and includes the projects' general information.

- Project Name and Number
- Project Manager and Construction Manager (if known as of date of this update and subject to change)
- Project Description and General Location
- General Project Schedule (subject to change)
- Project Budget by Project Phase

### **Projects are grouped based on their project phase as of March 29, 2024.**

- Close-Out: This phase includes projects that have reached substantial completion and are pending final payments or Board approved close-out.
- Execution Construction: This phase includes projects that are actively in construction.
- Execution Study: This phase includes projects that are actively in the study, assessment, or feasibility phase and program management services.
- Bidding: This phase includes projects with on-going procurement or bidding for construction or design-build services.
- Design: This phase includes projects with on-going design and/permitting activities.
- Professional Services Selection: This phase includes projects with on-going selection of engineering or other professional services, either through the available continuing services contracts or through Florida's Consultants Competitive Negotiation Act (CCNA.)
- Planning: This phase includes projects with on-going in-house or outsourced planning/feasibility activities.
- Not Yet Started: Projects that have not started or have been placed on-hold.

THIS PAGE INTENTIONALLY LEFT BLANK

## Close-Out Phase Projects

<b>Project No.</b>	<b>Project Name</b>
--------------------	---------------------

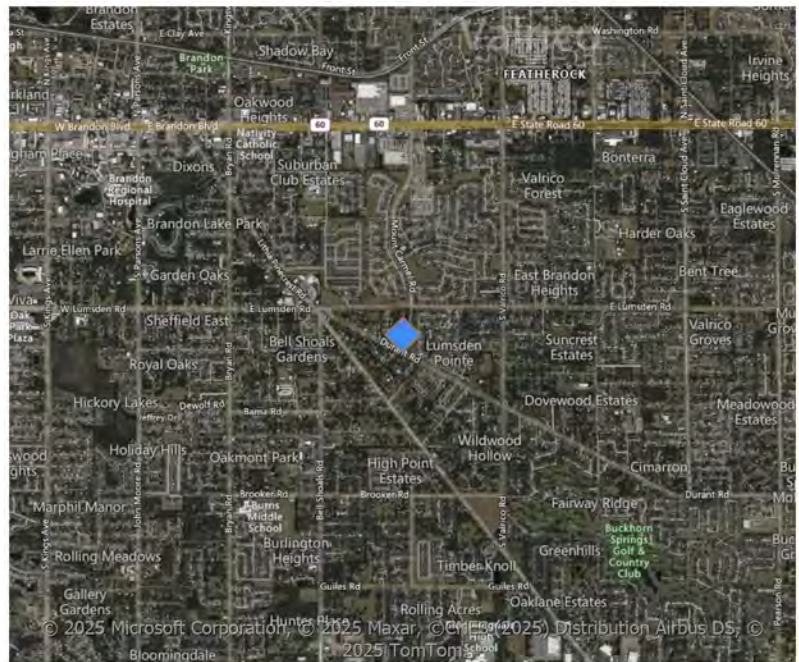
- |       |  |
|-------|--|
| 01609 | : Southern Hillsborough County Supply Expansion-Booster Pump Station (Brandon Booster Station) |
| 01620 | : Clearwater Administration Building Parking Lot Expansion                                     |
| 07540 | : South Hillsborough Wellfield-Phase 1   |
| 09018 | : Water Transmission System Report   |
| 50031 | : Cypress Bridge Wellfield Improvements  |
| 50074 | : C.W. Bill Young Regional Reservoir-Compressors Replacement                                   |

THIS PAGE INTENTIONALLY LEFT BLANK

**01609: Southern Hillsborough County Supply Expansion-Booster Pump Station (Brandon Booster Station)**

<b>Project Manager</b>	Eliana Lara
<b>Construction Manager</b>	Anthony Feria
<b>Status</b>	Close-Out

**Project Location**  
Hillsborough County



**Project Description**

The project is needed to address the short-term water supply needs of Southern Hillsborough County and includes acquiring fee property and the design, permitting, and construction of a new in-line booster station in the vicinity of production well BUD-7. The new Booster Station will be named Brandon Booster Station and will take advantage of residual line pressure in the Brandon Transmission Main coming from the High Service Pump Station and boost pressures to sustain a higher flow rate to the existing Lithia POC than is possible using only High Service Pump Station discharge pressure. The Booster Pump Station will be designed to have booster capacity of 20 MGD with a net gain in transmission line flow of approximately 5 MGD to 7 MGD.

Note: This project will receive up to \$5,325,000 through the SWFWMD's Cooperative Funding Initiative.

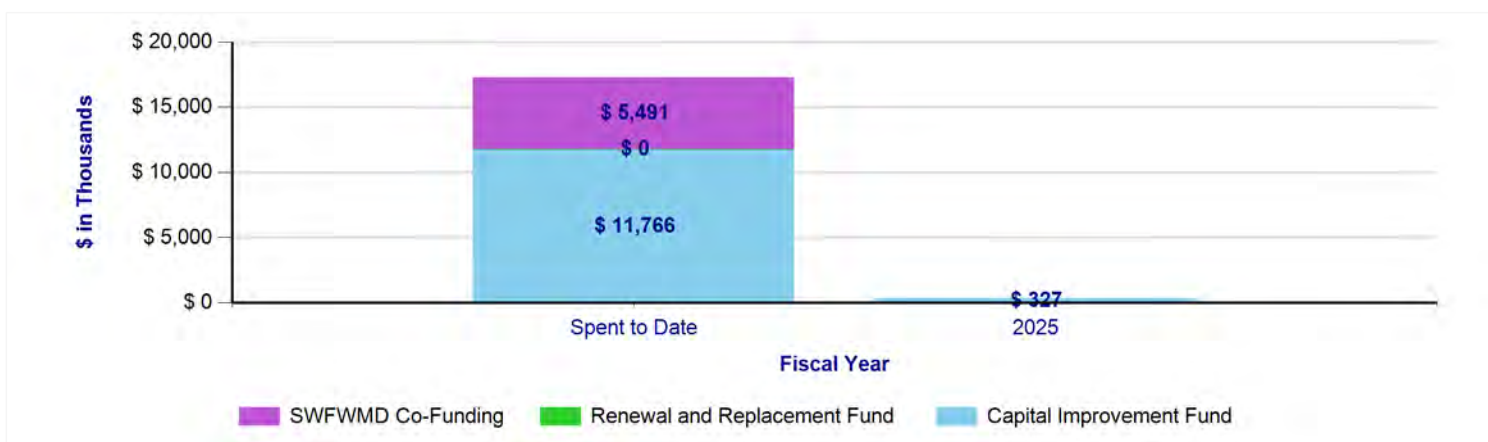
**Project Schedule**

Project Phase	Start Date	End Date
Planning	7/5/2019	12/31/2020
Professional Services Selection	7/5/2019	4/20/2020
Design	4/20/2020	4/1/2022
Bidding	3/31/2022	8/15/2022
Construction	8/16/2021	10/31/2024
Close-Out	11/1/2024	4/21/2025

**Project Budget by Project Phase**

Project Phase	Amount
Planning	\$447,619
Design	\$1,348,005
Bidding	\$29,801
Construction	\$15,498,584
Close-Out	\$94,052
<b>Total Budget</b>	<b>\$17,418,061</b>

**Expenditure Plan by Fiscal Year and Funding Source**



**01620: Clearwater Administration Building Parking Lot Expansion**

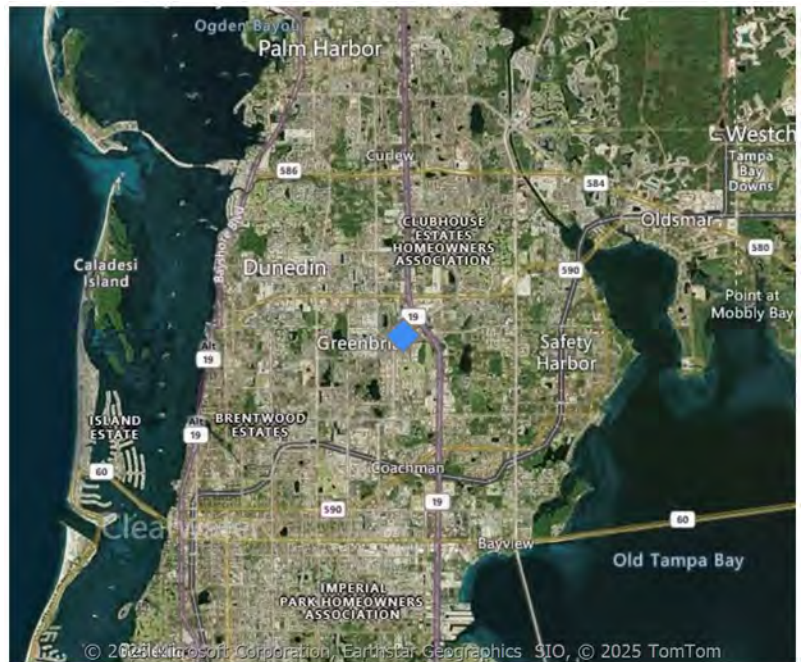
<b>Project Manager</b>	Indigo Dunn
<b>Construction Manager</b>	
<b>Status</b>	Close-Out

<b>Project Location</b>	Pinellas County
-------------------------	-----------------

**Project Description**

This project will construct a new parking lot at the Tampa Bay Water Clearwater office. The new parking lot is planned to be constructed on the existing grassed area on site (previously identified as training center for irrigation) to provide additional parking spaces for Tampa Bay Water professionals and visitors.

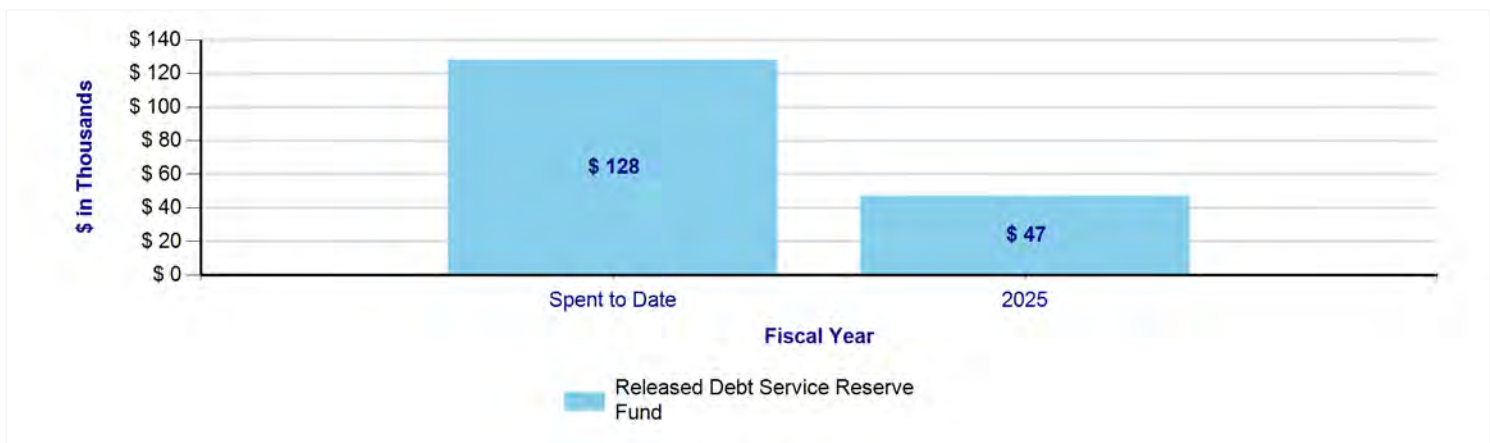
Note: This project has been placed on hold indefinitely.



Project Schedule		
Project Phase	Start Date	End Date
Publishing	12/12/2022	1/31/2023
Planning	2/1/2023	3/23/2023
Professional Services Selection	3/24/2023	5/23/2023
Design	5/23/2023	4/30/2025
Bidding	5/1/2025	11/17/2025
Construction	11/18/2025	6/5/2026
Close-Out	6/8/2026	8/17/2026

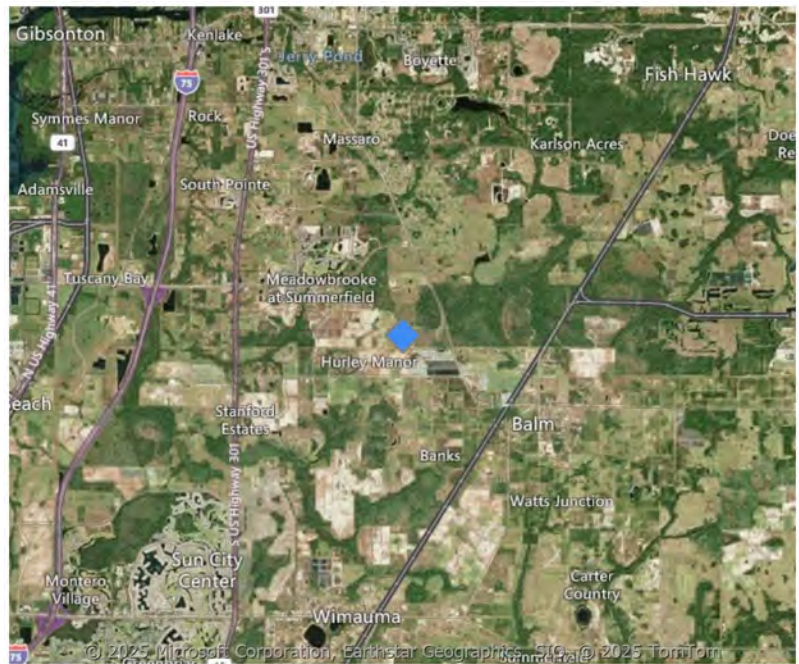
Project Budget by Project Phase	
Project Phase	Amount
Design	\$175,069
<b>Total Budget</b>	<b>\$175,069</b>

**Expenditure Plan by Fiscal Year and Funding Source**



<b>Project Manager</b>	Indigo Dunn
<b>Construction Manager</b>	
<b>Status</b>	Close-Out

**Project Location**  
Hillsborough County



**Project Description**

South Hillsborough County has experienced rapid growth in population and water demands. To support the water demands, Tampa Bay Water and Hillsborough County staff developed an agreement to provide a short-term supply concept. This concept involves converting the existing Test Well (at the Well No. 5 site) into a production well and adding a water treatment system to allow up to 2.3 MGD of potable water supply to be delivered directly into the Hillsborough County water distribution system to support meeting the demands of the South-Central service area. Tampa Bay Water will obtain the Water Use Permit and design and construct the improvements to allow raw water supply from this well to be delivered into County’s facilities for treatment. Tampa Bay Water Improvements include a new well pump and additional infrastructure needed up to an interconnect meter at this well site. Hillsborough County will be responsible for treatment facilities at the well site and pipeline to the County’s distribution system.

Note: This project has been placed on hold indefinitely.

Project Schedule		
Project Phase	Start Date	End Date
Planning	3/1/2023	4/13/2023
Professional Services Selection	4/14/2023	6/5/2023
Design	6/6/2023	1/31/2025
Bidding	2/1/2025	2/2/2025
Construction or Execution	2/3/2025	2/4/2025
Close-Out	2/5/2025	4/21/2025

Project Budget by Project Phase	
Project Phase	Amount
Design	\$471,961
<b>Total Budget</b>	<b>\$471,961</b>

**Expenditure Plan by Fiscal Year and Funding Source**

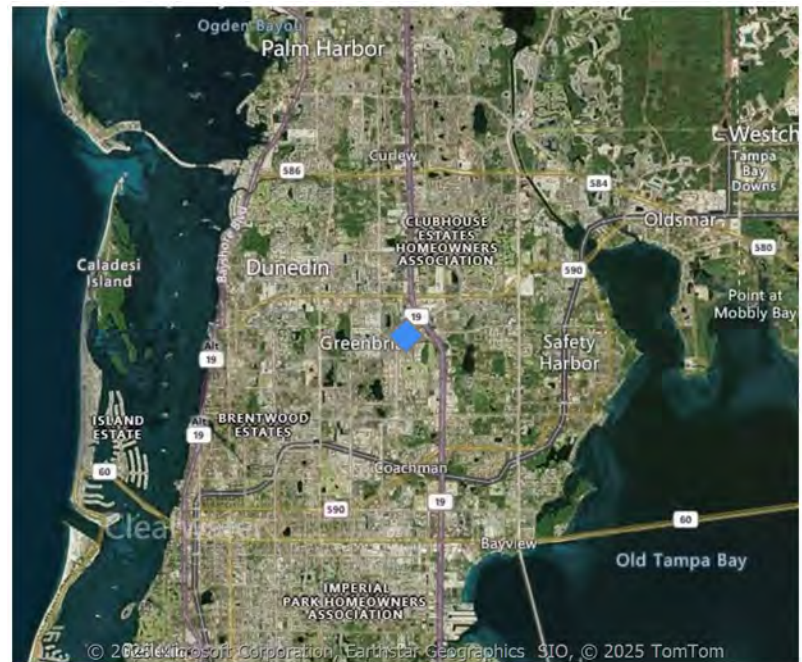


<b>Project Manager</b>	Eliana Lara
<b>Construction Manager</b>	Eliana Lara
<b>Status</b>	Close-Out

Project Location	
Multiple	

**Project Description**

Tampa Bay Water has an extensive water transmission system. The transmission system includes all treated water transmission mains, the desalination transmission main, and the raw water transmission mains connecting the Regional Reservoir to the Regional Water Treatment Plant. Through this project, Tampa Bay Water will identify, document, quantify, and evaluate the water transmission system attributes and refine and prioritize future capital investments for the water transmission system.



Project Schedule		
Project Phase	Start Date	End Date
Publishing	10/7/2021	11/7/2021
Planning	11/8/2021	1/31/2022
Professional Services Selection	2/1/2022	5/10/2022
Construction or Execution	5/11/2022	12/31/2024
Close-Out	1/1/2025	4/17/2025

Project Budget by Project Phase	
Project Phase	Amount
Construction or Execution	\$499,135
<b>Total Budget</b>	<b>\$499,135</b>

**Expenditure Plan by Fiscal Year and Funding Source**




## 50031: Cypress Bridge Wellfield Improvements

<b>Project Manager</b>	Eliana Lara
<b>Construction Manager</b>	Richard Menzies
<b>Status</b>	Close-Out

Project Location	
Hillsborough County, Pasco County	

### Project Description

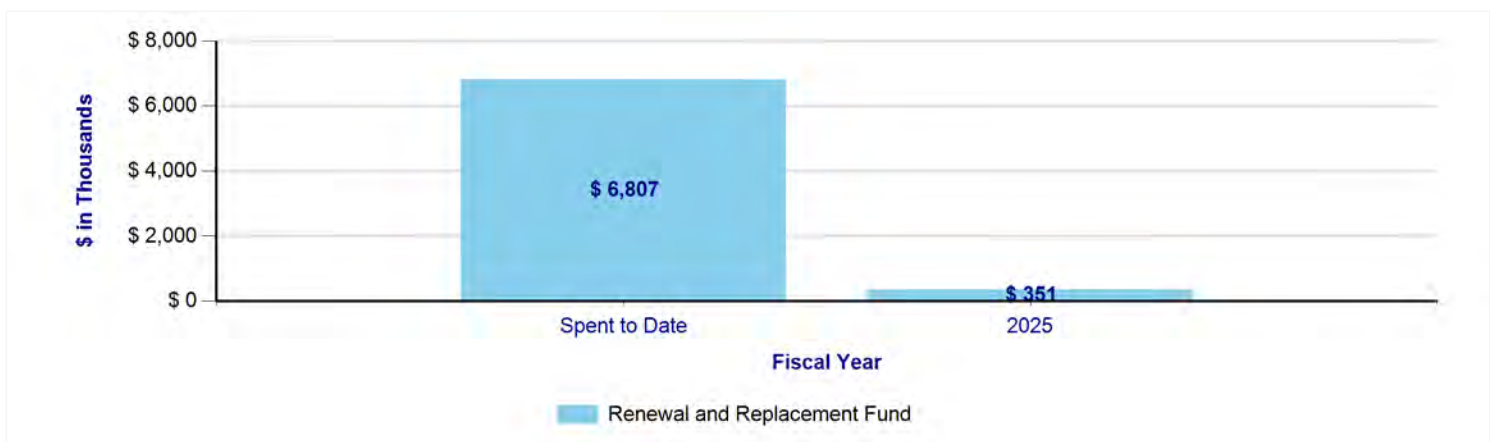
The project is located at the Cypress Bridge Wellfield and includes replacement and addition of existing electrical overcurrent protection devices (OPD) with new equipment that will reduce the Arc Flash Hazard condition at the wells. Additionally, existing pump/motor control equipment may be replaced based on existing condition, age and maintenance history. Pumps and motors and generators will also be replaced as a part of this project.



Project Schedule		
Project Phase	Start Date	End Date
Planning	6/17/2019	7/19/2019
Professional Services Selection	7/22/2019	3/6/2020
Design	3/9/2020	6/21/2021
Bidding	6/22/2021	2/11/2022
Construction	2/14/2022	12/31/2024
Close-Out	1/1/2025	4/21/2025

Project Budget by Project Phase	
Project Phase	Amount
Planning	\$5,742
Design	\$670,066
Bidding	\$15,238
Construction	\$6,469,309
Close-Out	\$45,392
<b>Total Budget</b>	<b>\$7,205,747</b>

### Expenditure Plan by Fiscal Year and Funding Source

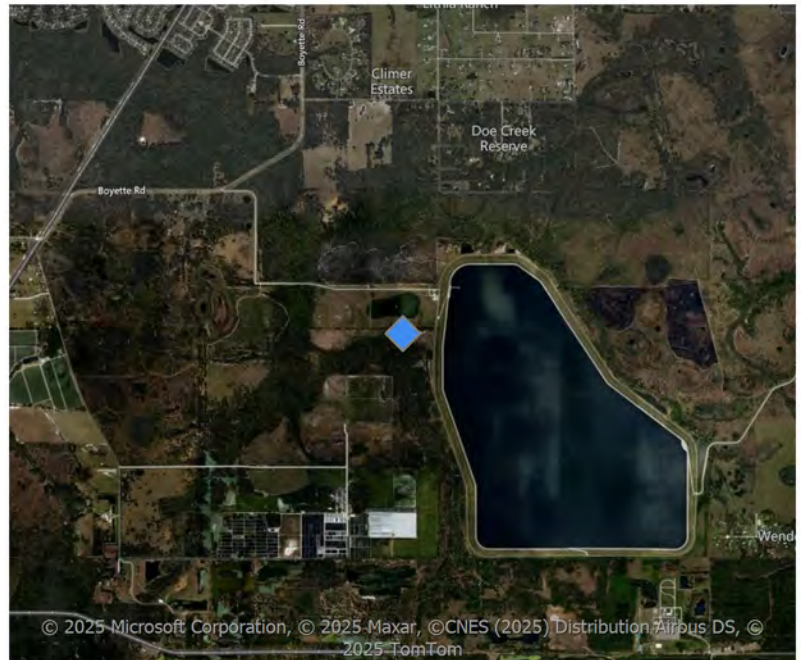


<b>Project Manager</b>	James Smith
<b>Construction Manager</b>	Anthony Feria
<b>Status</b>	Close-Out

**Project Location**  
Hillsborough County

**Project Description**

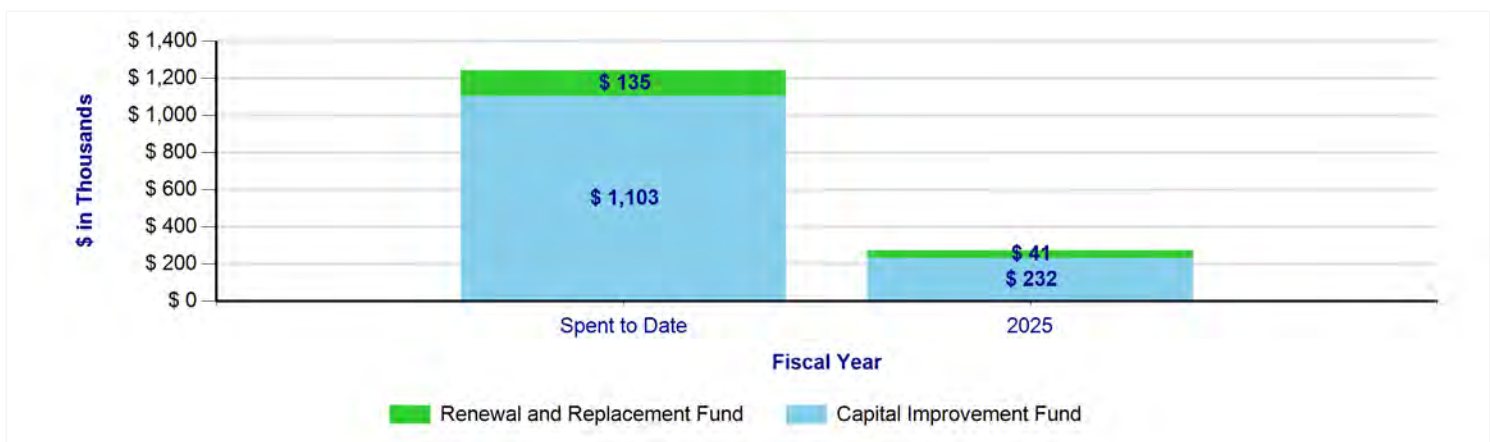
This project will replace three compressors and add a new, fourth unit at the C.W. Bill Young Regional Reservoir in Hillsborough County



Project Schedule		
Project Phase	Start Date	End Date
Planning	12/1/2021	6/9/2022
Professional Services Selection	6/10/2022	10/7/2022
Design	10/10/2022	6/26/2023
Bidding	6/27/2023	11/20/2023
Construction	11/21/2023	11/21/2024
Close-Out	11/22/2024	5/30/2025

Project Budget by Project Phase	
Project Phase	Amount
Design	\$112,816
Bidding	\$6,155
Construction	\$1,281,565
Construction Owner's Allowance	\$111,240
<b>Total Budget</b>	<b>\$1,511,776</b>

**Expenditure Plan by Fiscal Year and Funding Source**



## Execution-Construction Phase Projects

**Project No.    Project Name**

- 01607 : Tampa Bay Desalination Plant Reverse Osmosis Trench Supports-Phase 2
- 07033 : Tampa Bay Desalination Facility Intake Connection Improvements-Phase 2
- 07131 : Cosme Water Treatment Plant Yard Piping Improvements
- 07541 : IT Technology Infrastructure Renewal & Replacement Program
- 50016 : Eldridge-Wilde WF Pumps and Motors Replacement
- 50040 : Eldridge Wilde WF Underground Powerline
- 50049 : High Service Pump Station Chemical Piping Replacement
- 50051 : Cypress Creek Water Treatment Plant Chemical Piping Replacement
- 50052 : High Service Pump Station Ball Valve Replacement
- 50055 : Tampa Bay Desalination VFDs Replacement
- 50071 : Cypress Creek Pump Station Variable Frequency Drives
- 50075 : Surface Water Treatment Plant-Renewal and Replacement Program - Phase I
- 90600 : Cypress Creek Lab Building Transformer Replacement

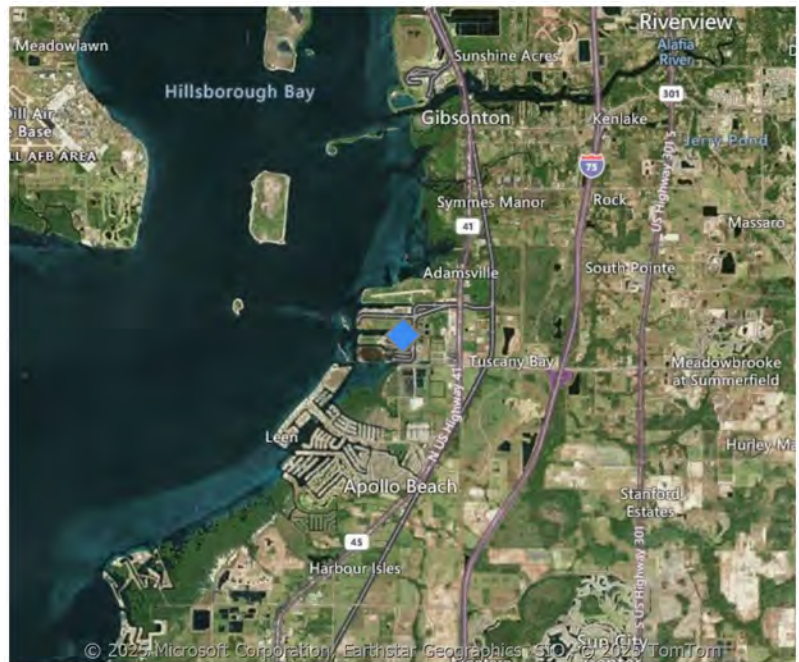
THIS PAGE INTENTIONALLY LEFT BLANK

<b>Project Manager</b>	Indigo Dunn
<b>Construction Manager</b>	Richard Menzies
<b>Status</b>	Construction

**Project Description**

The Reverse Osmosis (RO) building at the Seawater Desalination Plant has a trench under the RO skids that contains the process piping below the floor elevation. The trench has concrete and steel beams that span between the trench walls and support piping and the trench floor grating. Several concrete beams are deteriorating, with steel brackets that have rusted, and steel beams that have rust on the surfaces. This project is Phase 2 of a two-phase approach. Phase 1 consisted of the removal and installation of a temporary shoring system for the RO trench as well as preliminary design testing and structural assessments to evaluate the cast-in-place concrete frames and walls in the trenches as well as documentation of the existing RO skid layout for the future design. Phase 2 will use this information to design a protocol to disassemble and assemble the RO racks and associated supports as well as construction drawings for the new RO racks, removal of the temporary shoring system, disassembly of the existing RO racks and the assembly and installation of the new RO racks.

**Project Location**  
Hillsborough County



Project Schedule		
Project Phase	Start Date	End Date
Publishing	12/12/2022	11/5/2023
Planning	11/6/2023	12/1/2023
Professional Services Selection	12/2/2023	2/4/2024
Design	1/22/2024	1/22/2024
Bidding	1/22/2024	1/22/2024
Construction or Execution	1/23/2024	2/28/2025
Close-Out	3/1/2025	5/19/2025

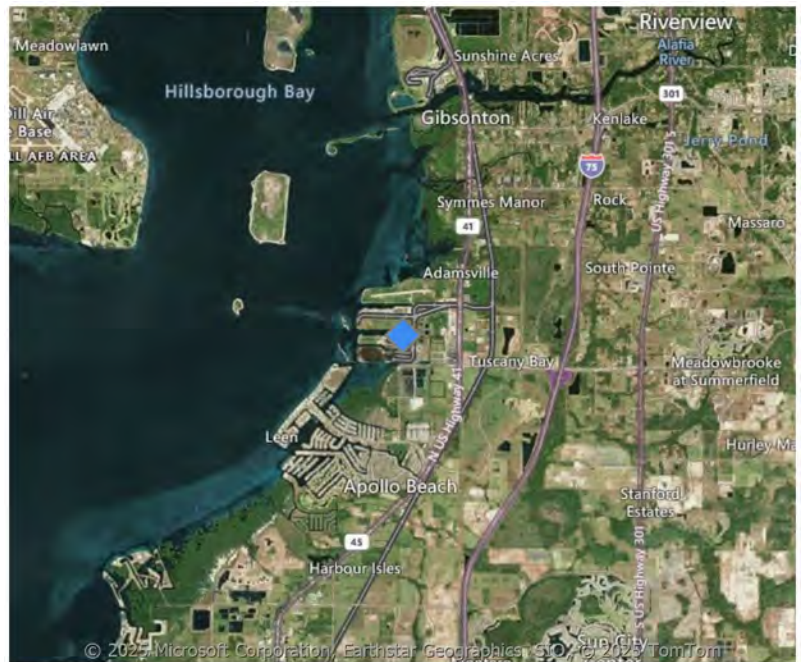
Project Budget by Project Phase	
Project Phase	Amount
Construction or Execution	\$14,429,266
<b>Total Budget</b>	<b>\$14,429,266</b>

**Expenditure Plan by Fiscal Year and Funding Source**



<b>Project Manager</b>	Danielle Keirsey
<b>Construction Manager</b>	Anthony Fera
<b>Status</b>	Construction

**Project Location**  
Hillsborough County



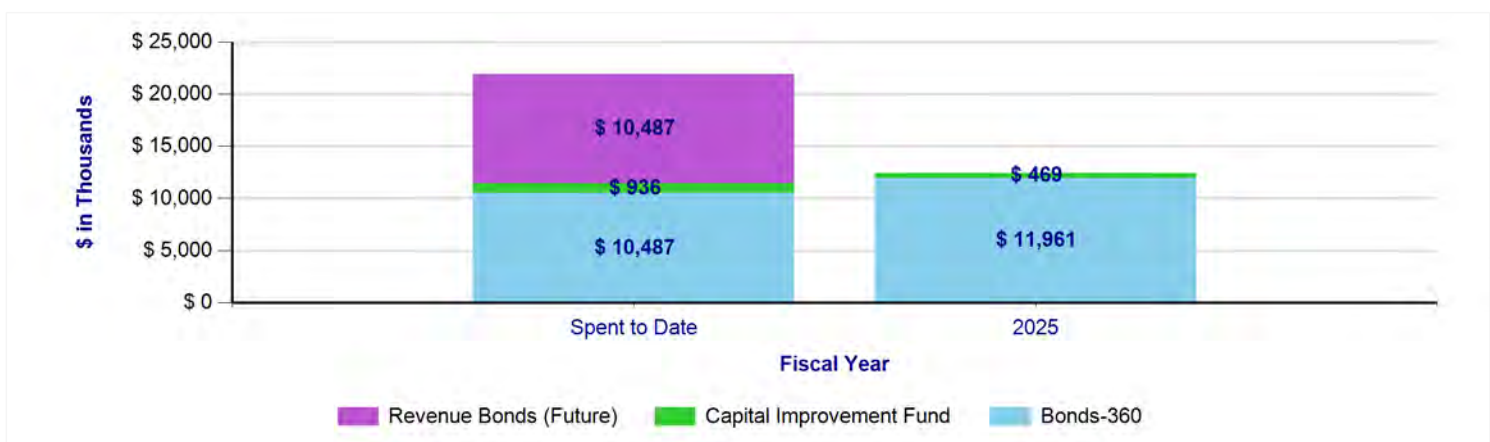
**Project Description**

This project is located at the Tampa Bay Seawater Desalination Water Treatment Plant (Desal Plant). This project includes the installation of a new pipeline and pump station at Tampa Electric Company's (TECO's) Big Bend power plant. The new pipeline will connect the Tunnel 1 intake pipeline connection and isolation valve, installed in Phase 1, to the existing Desal Intake Pump Facility.

Project Schedule		
Project Phase	Start Date	End Date
Planning	3/1/2021	9/20/2021
Professional Services Selection	9/20/2021	10/18/2021
Design	10/18/2021	6/1/2022
Bidding	6/2/2022	12/7/2022
Construction	12/8/2022	5/23/2025
Close-Out	5/24/2025	8/18/2025

Project Budget by Project Phase	
Project Phase	Amount
Design	\$392,924
Bidding	\$24,003
Construction	\$23,438,280
<b>Total Budget</b>	<b>\$23,855,207</b>

**Expenditure Plan by Fiscal Year and Funding Source**



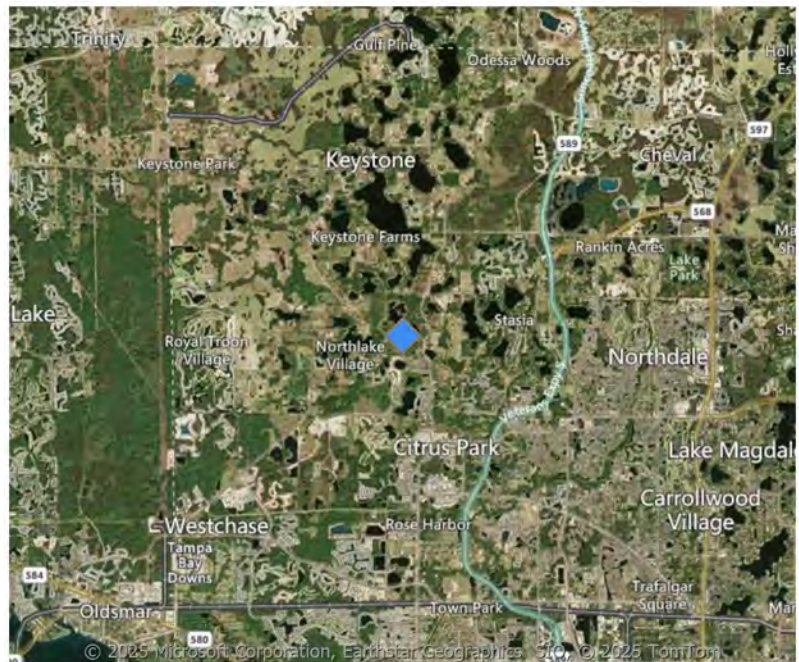
## 07131: Cosme Water Treatment Plant Yard Piping Improvements

<b>Project Manager</b>	James Smith
<b>Construction Manager</b>	Anthony Feria
<b>Status</b>	Construction

Project Location	
Hillsborough County	

### Project Description

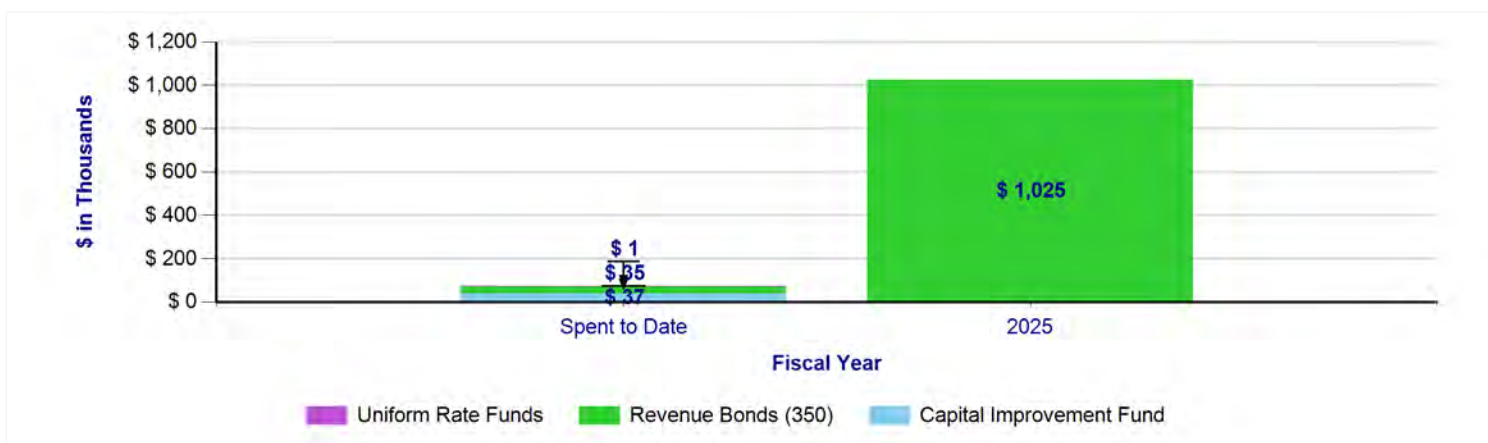
This project is located at the Cosme Water Treatment Plant (WTP) and includes new yard piping to permanently connect the South Pasco Transmission Main (TM) to the Northwest Hillsborough TM, and complete a conceptual design for a future emergency interconnection piping at the Cosme WTP site. The connection between the two transmission mains upstream of the Cosme WTP will allow the South Pasco TM to be kept fresh while the Cosme Bypass piping is being utilized. This project is being constructed by the City of St. Petersburg pursuant to the joint project agreement with Tampa Bay Water.



Project Schedule		
Project Phase	Start Date	End Date
Planning	5/1/2007	8/21/2015
Design	7/23/2015	11/29/2018
Bidding	11/30/2018	3/21/2025
Construction	3/24/2025	9/30/2025

Project Budget by Project Phase	
Project Phase	Amount
Planning	\$900
Design	\$72,172
Construction	\$1,025,000
<b>Total Budget</b>	<b>\$1,098,072</b>

### Expenditure Plan by Fiscal Year and Funding Source

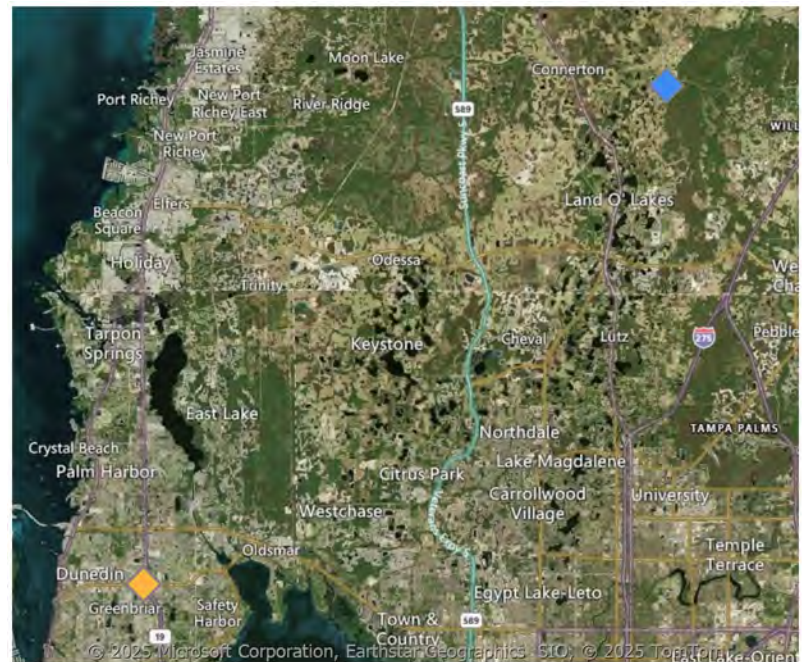


<b>Project Manager</b>	Indigo Dunn
<b>Construction Manager</b>	Indigo Dunn
<b>Status</b>	Construction

Project Location	
Multiple	

**Project Description**

This project is to replace End Of Life (EOL) Information Technology (IT) infrastructure at Tampa Bay Water on-premise data centers. The project includes the replacement of on-premise server infrastructure, Uninterrupted Power Supplies (UPS), and data center firewalls. The replacement will also include necessary licensing and support subscriptions for the new hardware. This project will occur in three phases, with the first phase being the firewall replacement, the second phase being the UPS replacement, and the third phase being the on-premise server infrastructure replacement. The project will replace assets at the Cypress Creek (IEM) and Clearwater data centers.



Project Schedule		
Project Phase	Start Date	End Date
Publishing	8/3/2023	5/19/2024
Planning	1/11/2024	1/15/2024
Construction or Execution	1/11/2024	9/17/2026
Close-Out	9/18/2026	11/16/2026

Project Budget by Project Phase	
Project Phase	Amount
Construction or Execution	\$1,300,000
Close-Out	\$69,000
<b>Total Budget</b>	<b>\$1,369,000</b>

**Expenditure Plan by Fiscal Year and Funding Source**



**50016: Eldridge-Wilde WF Pumps and Motors Replacement**

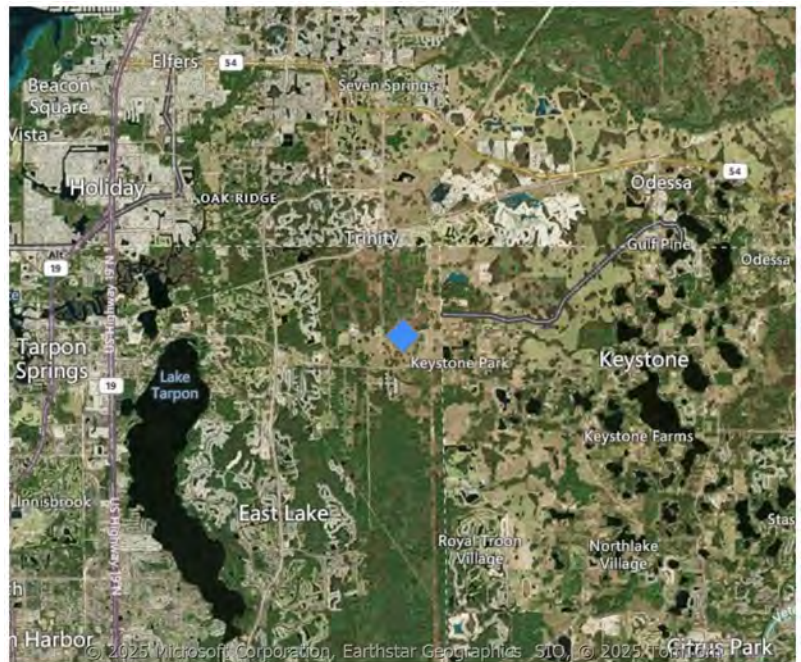
<b>Project Manager</b>	Danielle Keirse
<b>Construction Manager</b>	Richard Menzies
<b>Status</b>	Construction

Project Location	
Multiple	

**Project Description**

This project is located at the Eldridge-Wilde Wellfield and includes: replacement of the pumps, motors, well houses, electrical service, flow measurement and isolation piping at 24 well sites. Access roads and drives will be repaired. 10 existing wells will not be upgraded and will be removed from service per the Wellfield Right-Sizing Analysis completed in September 2016. New pumps and motors will be sized to optimize efficiency for the varying specific capacity at each well. The project includes work in both Hillsborough and Pinellas Counties.

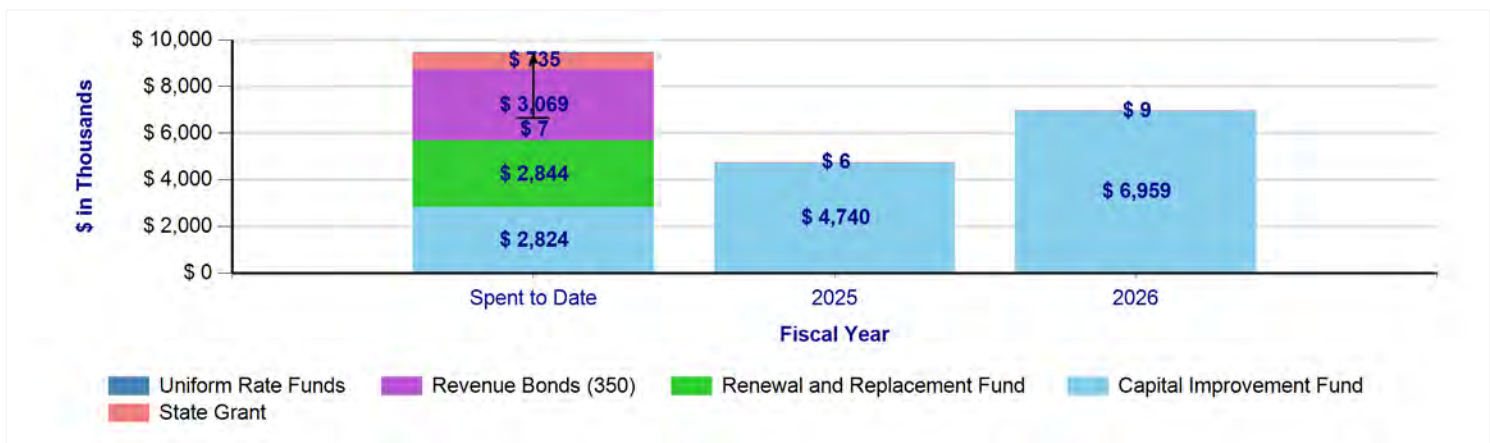
Note: This project will receive up to \$750,000 of State funding from the 2019 Legislative Session. The Funding will be managed by the Florida Department of Environmental Protection



Project Schedule		
Project Phase	Start Date	End Date
Professional Services Selection	1/4/2016	8/15/2016
Design	8/16/2016	5/29/2020
Bidding	6/1/2020	1/1/2021
Construction	1/4/2021	9/21/2026

Project Budget by Project Phase	
Project Phase	Amount
Design	\$1,383,084
Bidding	\$100,323
Construction	\$19,709,924
<b>Total Budget</b>	<b>\$21,193,331</b>

**Expenditure Plan by Fiscal Year and Funding Source**



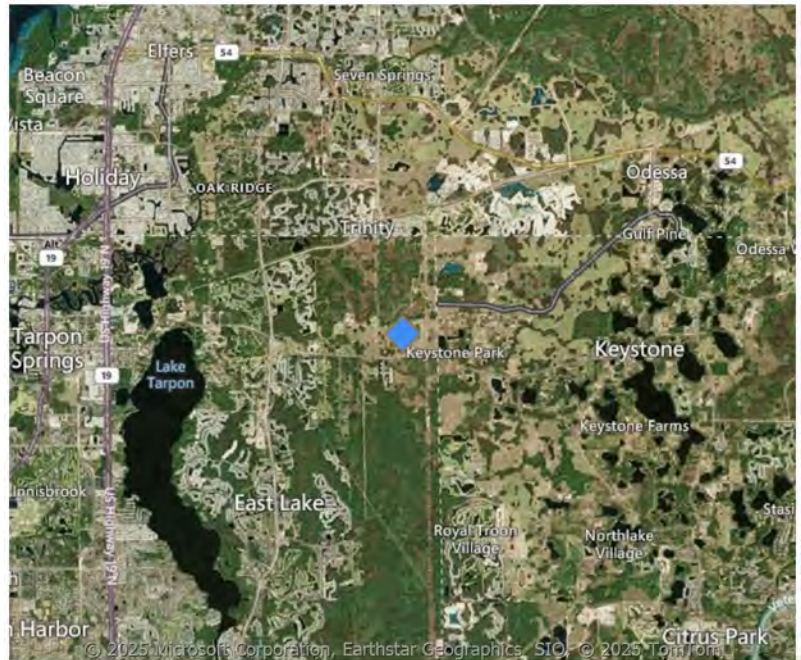
**50040: Eldridge Wilde WF Underground Powerline**

<b>Project Manager</b>	Danielle Keirse
<b>Construction Manager</b>	Richard Menzies
<b>Status</b>	Construction

Project Location	
Multiple	

**Project Description**

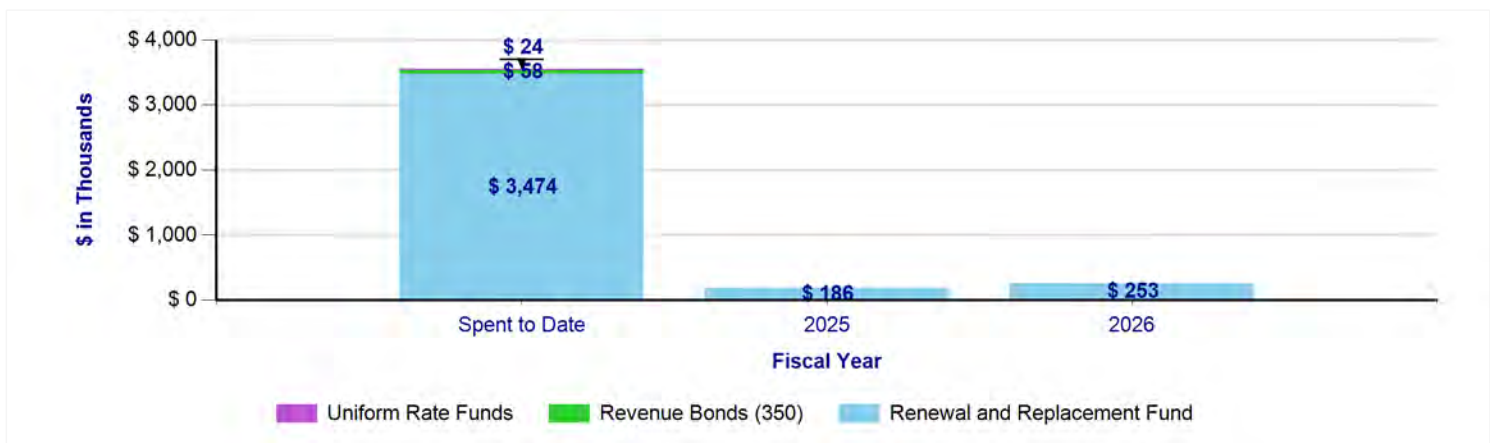
This project is located at the Eldridge Wilde Wellfield and includes the installation of approximately 55,000 Linear Feet (LF) of new underground power line in conduit, configured for radial (non-loop) feed; 55,000 LF of spare conduit parallel to the power line; and demolition of the existing overhead system which has reached the end of its useful life.



Project Schedule		
Project Phase	Start Date	End Date
Professional Services Selection	9/14/2015	8/15/2016
Design	8/16/2016	12/14/2020
Bidding	6/1/2020	8/17/2020
Construction	8/17/2020	9/21/2026

Project Budget by Project Phase	
Project Phase	Amount
Design	\$1,015,486
Construction	\$2,979,255
<b>Total Budget</b>	<b>\$3,994,741</b>

**Expenditure Plan by Fiscal Year and Funding Source**

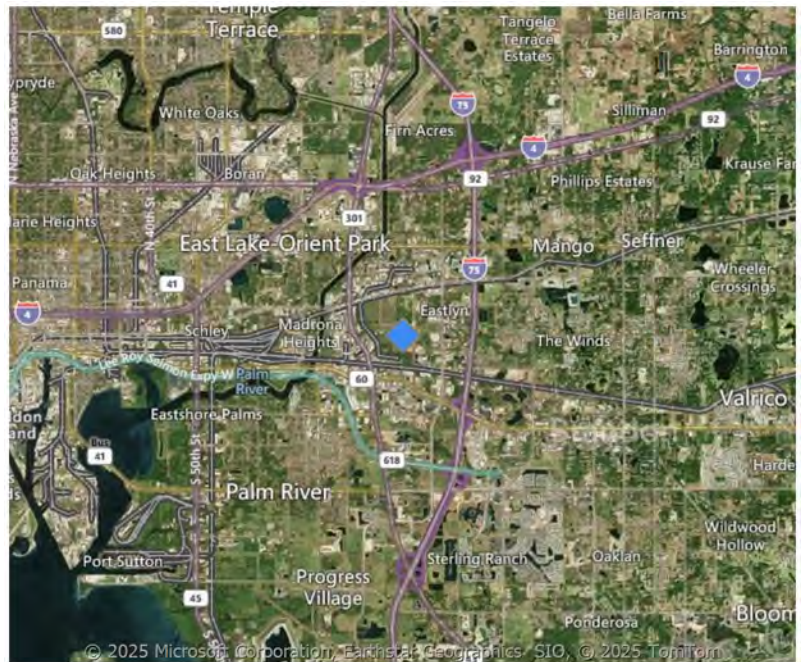


## 50049: High Service Pump Station Chemical Piping Replacement

<b>Project Manager</b>	James Smith
<b>Construction Manager</b>	James Smith
<b>Status</b>	Construction

### Project Location

Hillsborough County



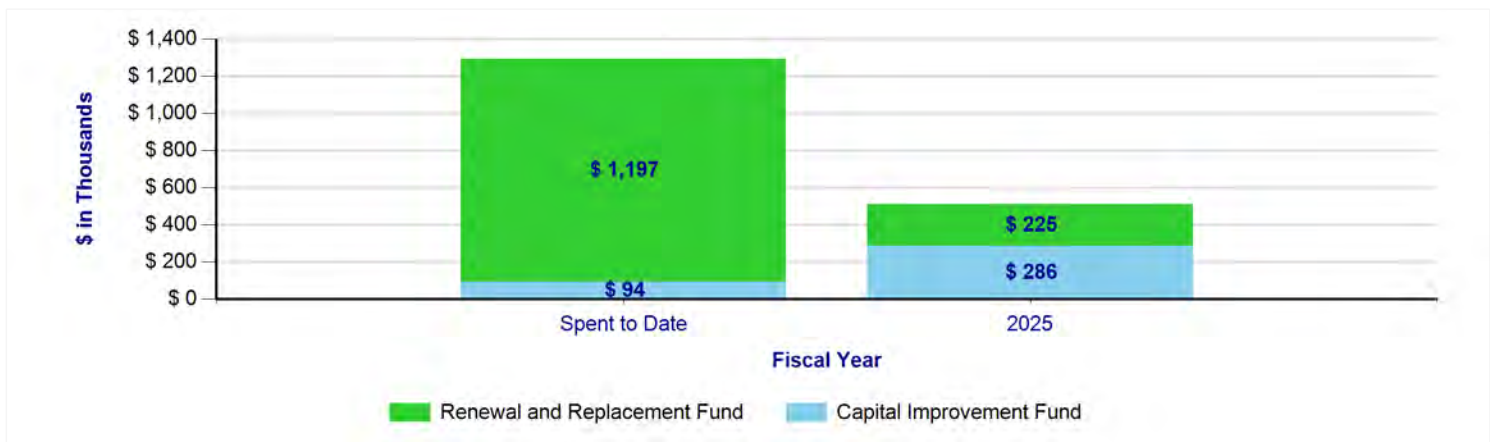
### Project Description

This project is located at the High Service Pump Station in central Hillsborough County and includes replacing the Ammonia Hydroxide and Sodium Hypochlorite chemical piping systems, which includes the above and below ground chemical piping and the in-pipe chemical injection points.

Project Schedule		
Project Phase	Start Date	End Date
Design	12/1/2016	7/15/2022
Bidding	7/18/2022	8/21/2023
Construction	8/22/2023	2/21/2025
Close-Out	12/11/2024	4/21/2025

Project Budget by Project Phase	
Project Phase	Amount
Design	\$64,216
Bidding	\$4,447
Construction	\$1,727,504
Close-Out	\$6,654
<b>Total Budget</b>	<b>\$1,802,821</b>

### Expenditure Plan by Fiscal Year and Funding Source

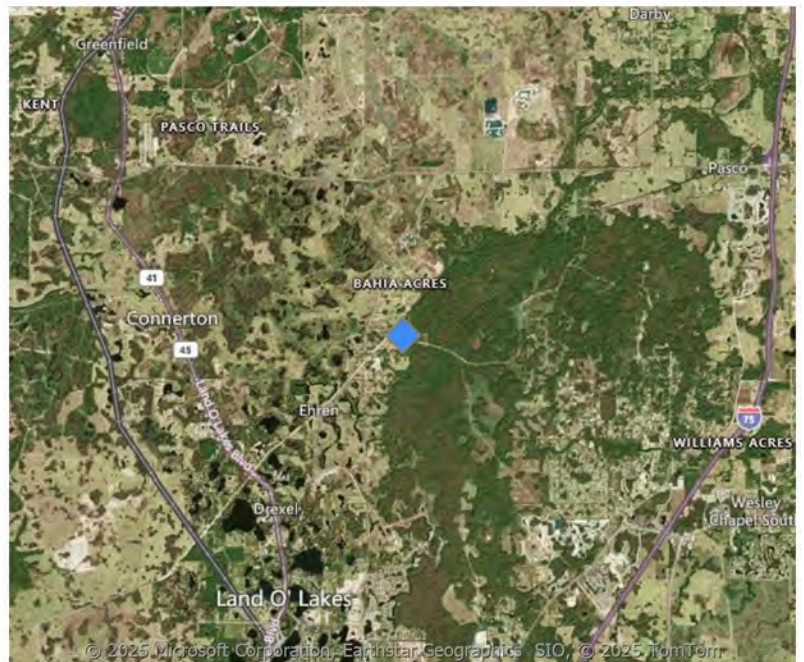


## 50051: Cypress Creek Water Treatment Plant Chemical Piping Replacement

<b>Project Manager</b>	Karim Molina-Oyola
<b>Construction Manager</b>	James Smith
<b>Status</b>	Construction

### Project Location

Pasco County



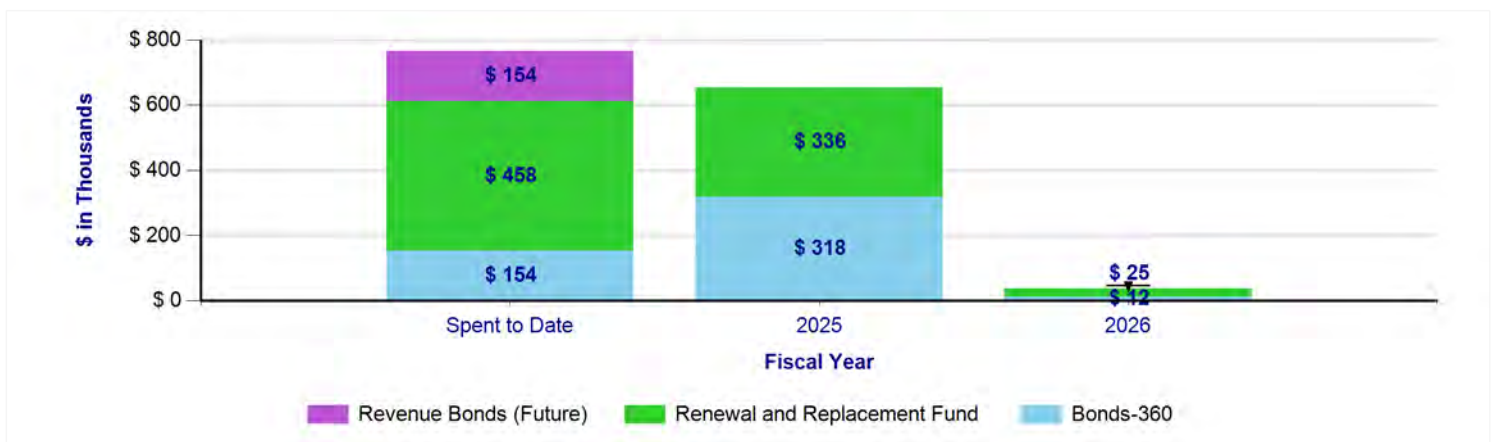
### Project Description

This project is located at the Cypress Creek Water Treatment Plant and includes the replacement of the existing chemical feed systems for (A) Sodium Hydroxide (NaOH), (B) Ammonium Hydroxide (NH3), and (C) Sodium Hypochlorite (NaOCl). The project includes the above and below ground chemical piping, chemical pumps, bulk chemical tanks, and in-pipe chemical injection points.

Project Schedule		
Project Phase	Start Date	End Date
Design	1/10/2022	12/28/2023
Bidding	12/29/2023	6/3/2024
Construction	6/4/2024	1/29/2026
Close-Out	1/30/2026	2/23/2026

Project Budget by Project Phase	
Project Phase	Amount
Design	\$430,352
Bidding	\$18,800
Construction	\$7,064,593
Close-Out	\$14,500
<b>Total Budget</b>	<b>\$7,528,245</b>

### Expenditure Plan by Fiscal Year and Funding Source

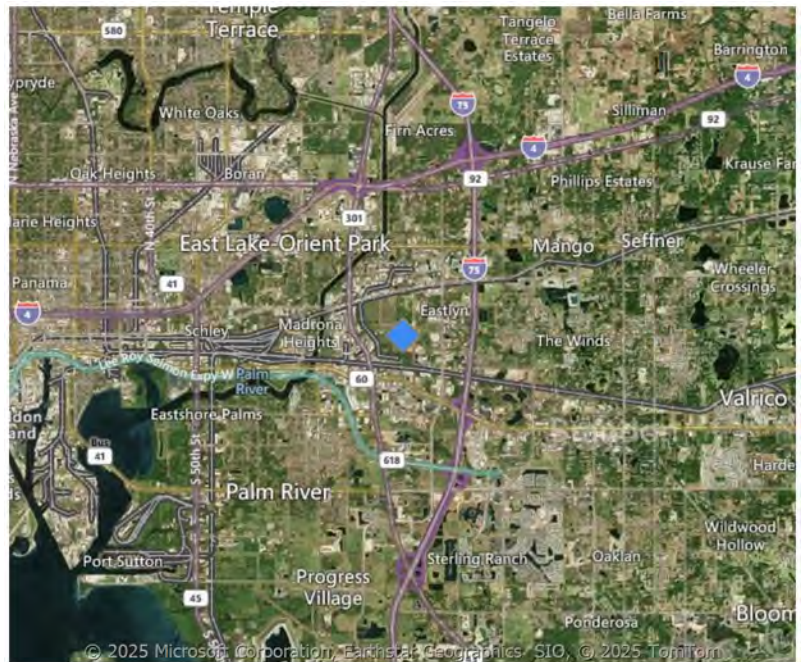


## 50052: High Service Pump Station Ball Valve Replacement

<b>Project Manager</b>	Karim Molina-Oyola
<b>Construction Manager</b>	Anthony Feria
<b>Status</b>	Construction

### Project Location

Hillsborough County



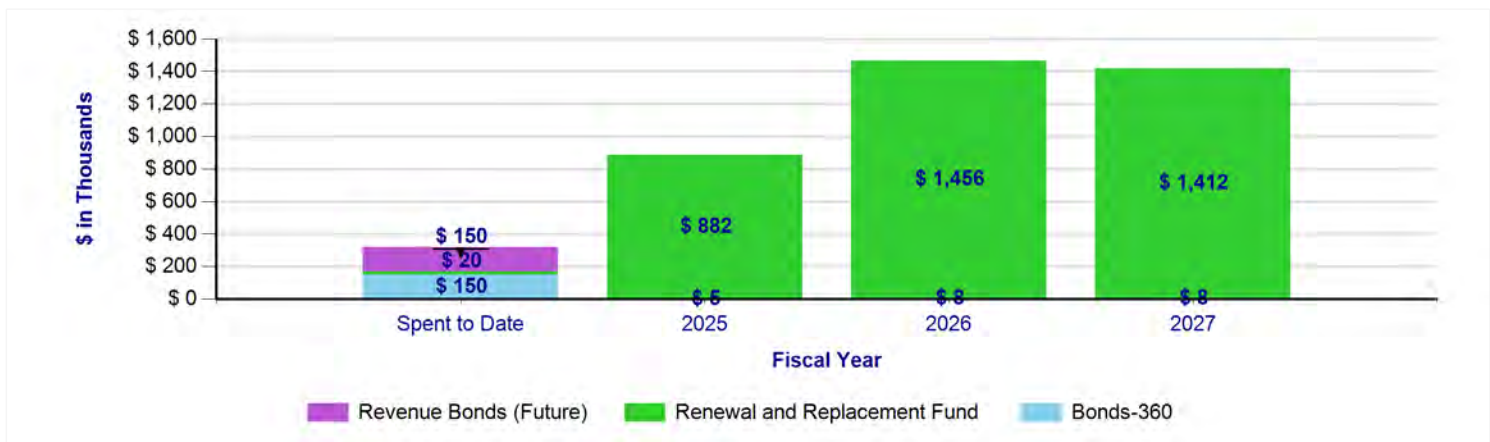
### Project Description

This project is located at the High Service Pump Station and includes repair or replacement of ball valves for Pump Nos. 1, 3, 4, and 5 and evaluation of the current condition and configuration of the associated control piping for any irregularities which could impact reliability.

Project Schedule		
Project Phase	Start Date	End Date
Professional Services Selection	11/13/2023	2/26/2024
Planning	8/12/2016	11/10/2023
Design	3/1/2024	9/13/2024
Construction	2/27/2025	9/20/2027
Bidding	9/16/2024	2/26/2025

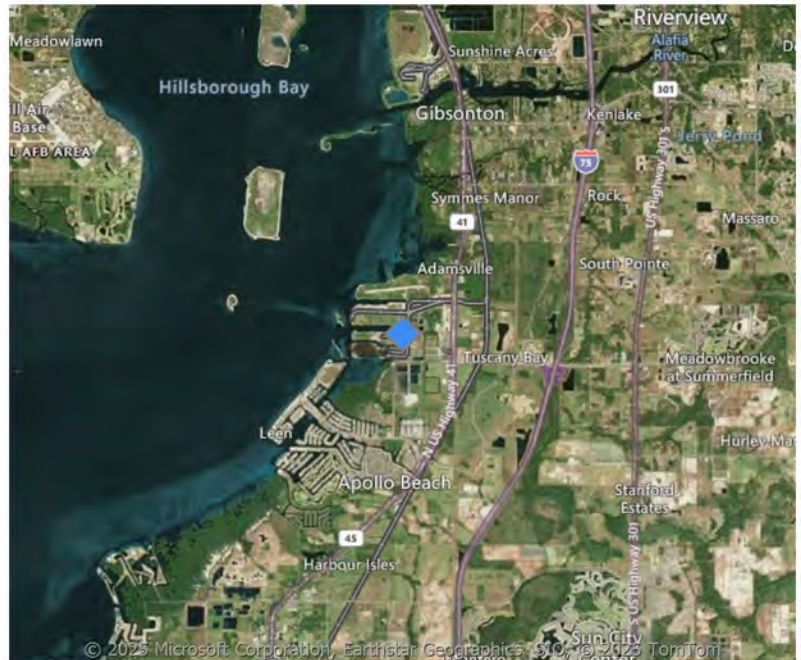
Project Budget by Project Phase	
Project Phase	Amount
Planning	\$19,980
Design	\$161,630
Construction	\$3,747,060
Bidding	\$11,720
<b>Total Budget</b>	<b>\$3,940,390</b>

### Expenditure Plan by Fiscal Year and Funding Source



<b>Project Manager</b>	Indigo Dunn
<b>Construction Manager</b>	Anthony Feria
<b>Status</b>	Construction

**Project Location**  
Hillsborough County



**Project Description**

This project is located at the Tampa Bay Desalination Facility and includes the replacement of the existing Medium and Low Voltage Variable Frequency Drives (VFD). There are a total of twenty one (21) VFDs and three Reduced Voltage Soft Starters (RVSS).

In addition, existing cabling may have to be replaced due to the existing cable lengths not being of sufficient lengths.

The Planning Phase included the repairs and/or replacement of five VFDs that failed. This phase is complete. The remainder of the VFDs included in this project will be replaced in future years as scheduled.

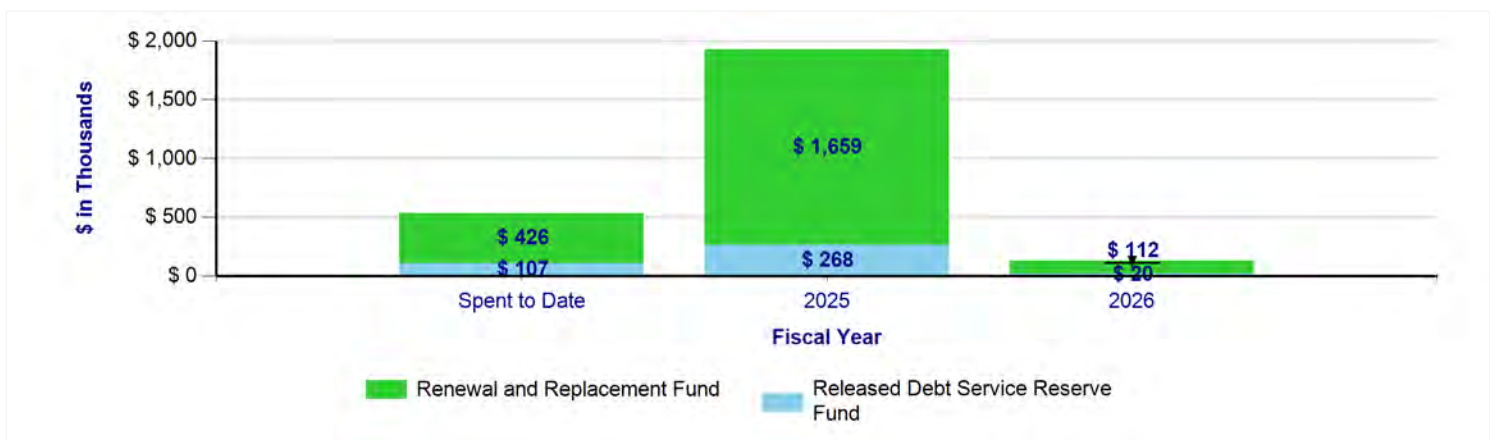
**Project Schedule**

Project Phase	Start Date	End Date
Professional Services Selection	6/25/2024	6/25/2024
Design	6/18/2024	6/24/2024
Bidding	6/28/2024	8/19/2024
Construction	8/20/2024	10/20/2025
Close-Out	10/21/2025	2/16/2026
Planning	9/5/2017	6/27/2024

**Project Budget by Project Phase**

Project Phase	Amount
Construction	\$2,165,056
Planning	\$426,229
<b>Total Budget</b>	<b>\$2,591,285</b>

**Expenditure Plan by Fiscal Year and Funding Source**



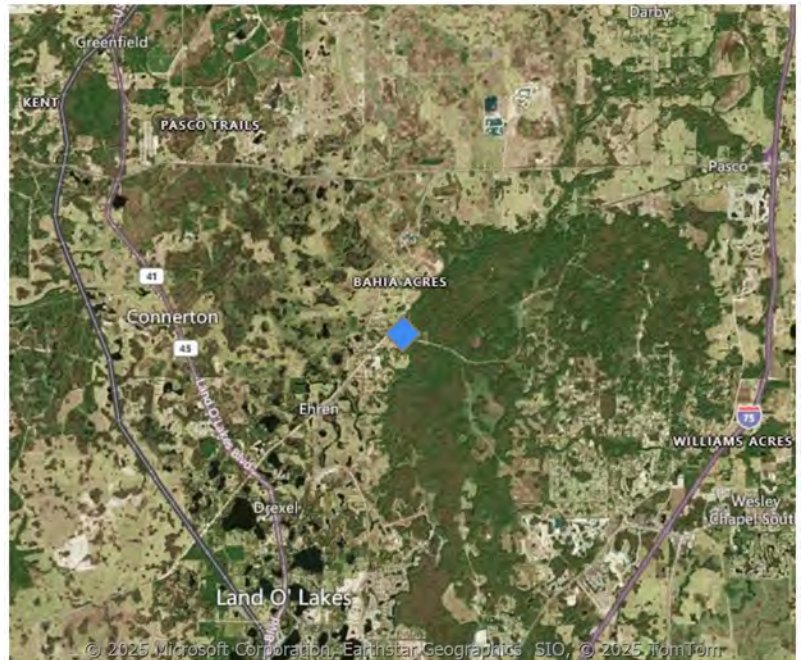
## 50071: Cypress Creek Pump Station Variable Frequency Drives

<b>Project Manager</b>	Mike Sakales
<b>Construction Manager</b>	Anthony Feria
<b>Status</b>	Construction

<b>Project Location</b>
Pasco County

### Project Description

This project is located at the Cypress Creek Pump Station in Pasco County and includes the replacement of Variable Frequency Drive (VFD) No. 1 and the control boards and power modules for VFDs No. 2 and No. 6. This project will maintain a level of service required on a system-wide scale while reducing operations and maintenance costs.



Project Schedule		
Project Phase	Start Date	End Date
Planning	6/1/2022	8/2/2022
Professional Services Selection	8/3/2022	12/12/2022
Design	12/13/2022	8/2/2024
Bidding	8/5/2024	11/18/2024
Construction	11/19/2024	6/25/2026
Close-Out	6/26/2026	9/11/2026

Project Budget by Project Phase	
Project Phase	Amount
Design	\$63,501
Bidding	\$3,616
Construction	\$1,841,799
Close-Out	\$7,271
<b>Total Budget</b>	<b>\$1,916,187</b>

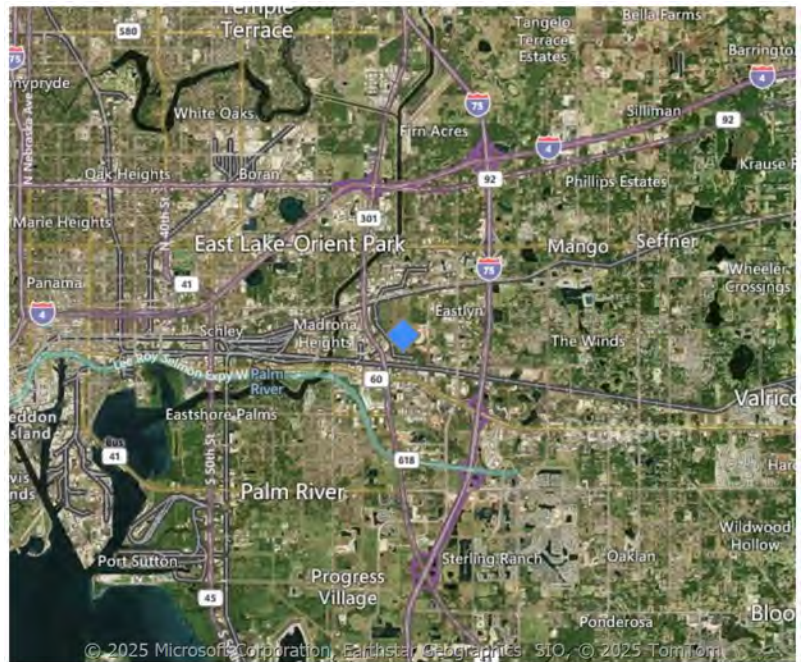
### Expenditure Plan by Fiscal Year and Funding Source



**50075: Surface Water Treatment Plant-Renewal and Replacement Program - Phase I**

<b>Project Manager</b>	Karim Molina-Oyola
<b>Construction Manager</b>	Adrienne Arceri
<b>Status</b>	Construction

**Project Location**  
Hillsborough County



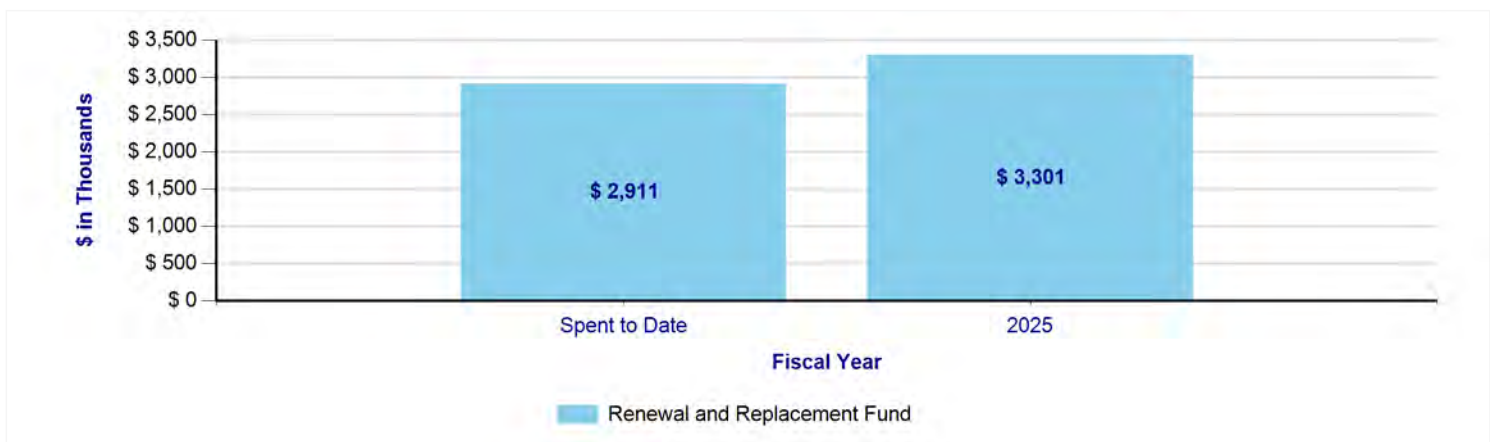
**Project Description**

The Surface Water Treatment Plant (SWTP) - Renewal and Replacement (R&R) program phase 1 includes the design and replacement of the HVAC and Ozone generators 1 and 2 in the North side of the facility.

Project Schedule		
Project Phase	Start Date	End Date
Planning	10/4/2021	8/20/2025

Project Budget by Project Phase	
Project Phase	Amount
Planning	\$6,211,471
<b>Total Budget</b>	<b>\$6,211,471</b>

**Expenditure Plan by Fiscal Year and Funding Source**



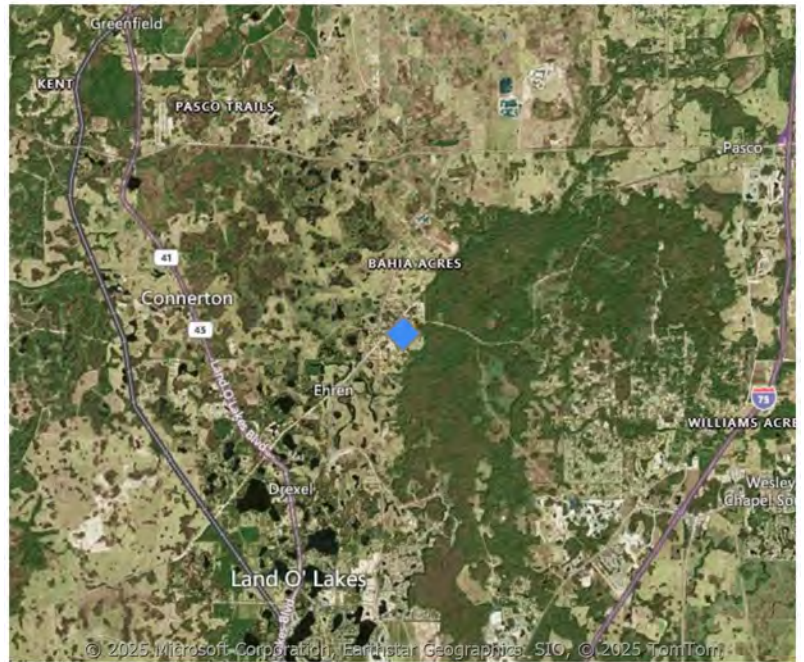
## 90600: Cypress Creek Lab Building Transformer Replacement

<b>Project Manager</b>	Mike Sakales
<b>Construction Manager</b>	Anthony Feria
<b>Status</b>	Construction

Project Location	
Pasco County	

### Project Description

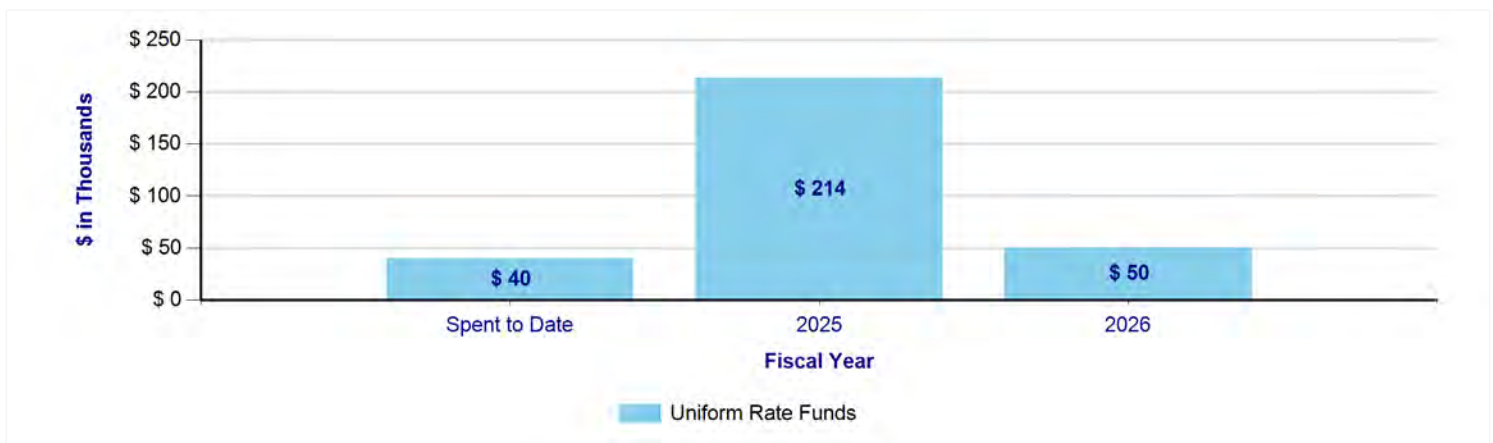
The purpose of this project is to provide automatic transfer of reliable back-up power to all equipment in the Cypress Creek Laboratory Building. This will be accomplished by replacing a 14.4 kV utility owned transformer with a new 2.4 kV transformer. The new transformer will allow the Lab to be fed from existing switchgear currently backed up by two 2.4 kV generators. This new configuration will provide standby power to all equipment in the Laboratory Building with automatic transfer during loss of utility power.



Project Schedule		
Project Phase	Start Date	End Date
Publishing	6/25/2023	7/1/2023
Planning	8/25/2023	8/31/2023
Professional Services Selection	8/31/2023	9/14/2023
Design	9/14/2023	5/7/2024
Bidding	5/8/2024	8/20/2024
Construction or Execution	8/21/2024	12/1/2025
Close-Out	12/2/2025	1/17/2026

Project Budget by Project Phase	
Project Phase	Amount
Design	\$56,390
Construction or Execution	\$243,000
Close-Out	\$5,000
<b>Total Budget</b>	<b>\$304,390</b>

### Expenditure Plan by Fiscal Year and Funding Source



THIS PAGE INTENTIONALLY LEFT BLANK

## Execution-Studies and Program Management

### **Project No.    Project Name**

- 11005 : Integrated Program Manager Consultant Services
- 11020 : Long-term Master Water Plan-Feasibility: Program Management
- 11021 : Developmental Alternatives Phase 1
- 11022 : Feasibility Study for New Groundwater Sources
- 11023 : 2045 System Hydraulic and Emergency Scenario Analysis Report
- 11024 : IT Network Uplift Study
- 11025 : Feasibility Study For Surface Water Sources
- 50037 : Cypress Creek Generators Study

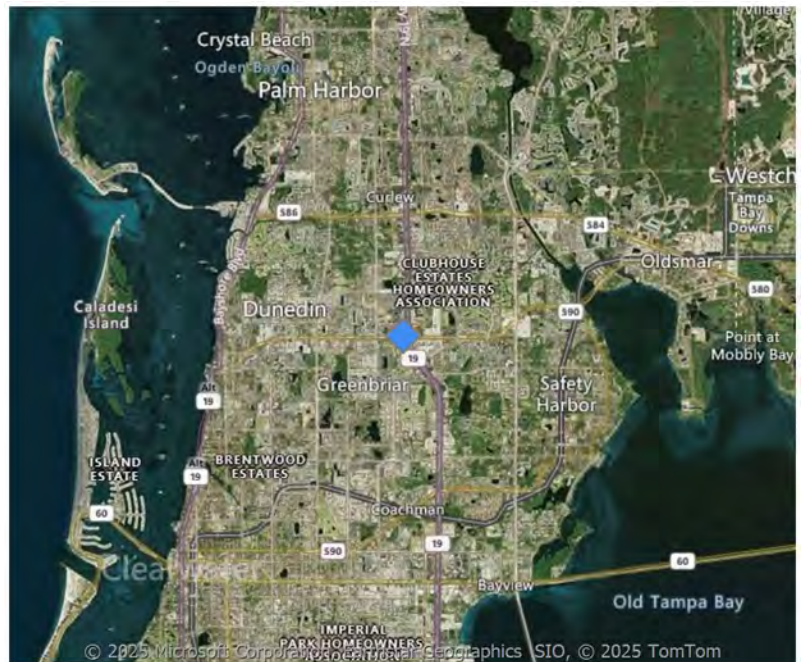
THIS PAGE INTENTIONALLY LEFT BLANK

<b>Project Manager</b>	Maribel Medina
<b>Construction Manager</b>	Maribel Medina
<b>Status</b>	Execution-Program

Project Location	
None	

**Project Description**

The Integrated Program Management Consultant has been retained by Tampa Bay Water to assist in the management of the Capital Improvements Program. Services and expenses included under this project are for general services not associated with specific capital projects. Project-specific services and expenses are being tracked under individual capital projects.



Project Schedule		
Project Phase	Start Date	End Date
Professional Services Selection	5/3/2021	9/20/2021
Planning	9/21/2021	9/30/2021
Construction or Execution	10/1/2021	10/16/2028
Close-Out	10/17/2028	12/17/2029

Project Budget by Project Phase	
Project Phase	Amount
Construction or Execution	\$11,429,821
<b>Total Budget</b>	<b>\$11,429,821</b>

**Expenditure Plan by Fiscal Year and Funding Source**



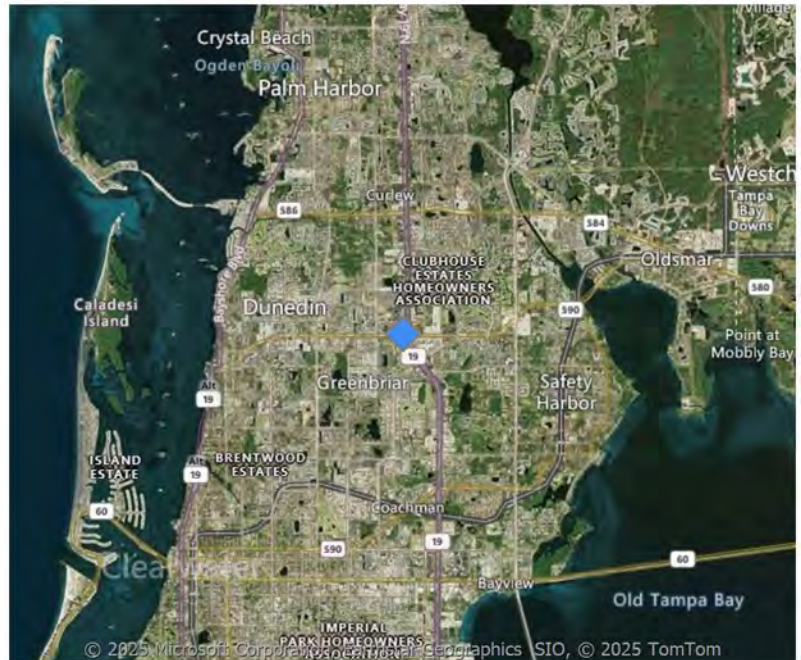
## 11020: Long-term Master Water Plan-Feasibility Program Management

<b>Project Manager</b>	Danielle Keirse
<b>Construction Manager</b>	Danielle Keirse
<b>Status</b>	Execution-Program

Project Location	
Multiple	

### Project Description

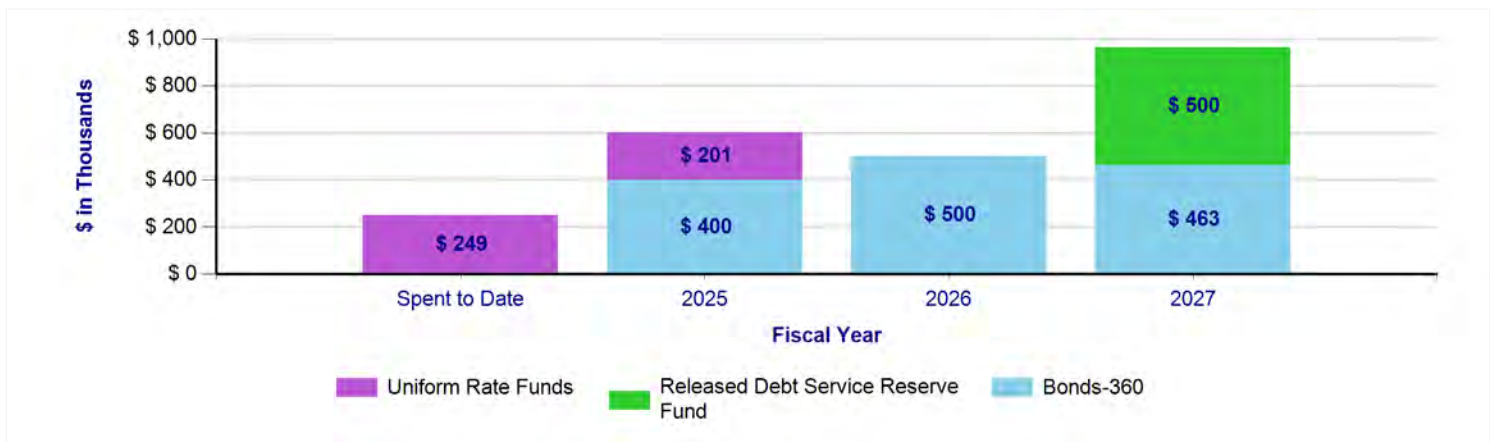
This project consists of program management services for the Long-term Master Water Plan-Feasibility/Developmental Alternatives Studies and Configuration Selection Process through the Integrated Program Management Contract.



Project Schedule		
Project Phase	Start Date	End Date
Publishing	9/14/2023	5/13/2024
Planning	9/14/2023	11/13/2023
Professional Services Selection	11/14/2023	1/29/2024
Construction or Execution	1/30/2024	11/15/2027
Close-Out	11/16/2027	2/21/2028

Project Budget by Project Phase	
Project Phase	Amount
Construction or Execution	\$2,313,000
<b>Total Budget</b>	<b>\$2,313,000</b>

### Expenditure Plan by Fiscal Year and Funding Source



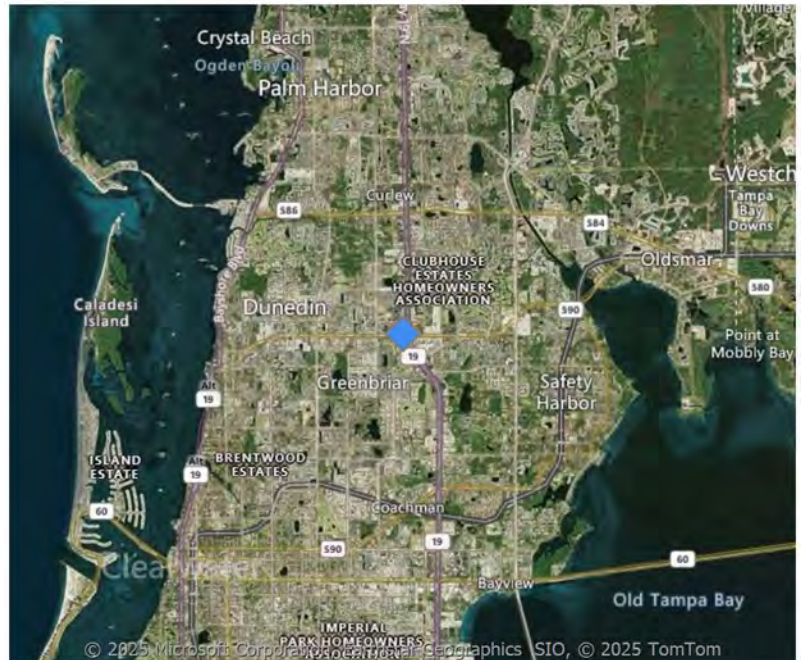
## 11021: Developmental Alternatives Phase 1

<b>Project Manager</b>	Maribel Medina
<b>Construction Manager</b>	Maribel Medina
<b>Status</b>	Execution-Study

Project Location	
Multiple	

### Project Description

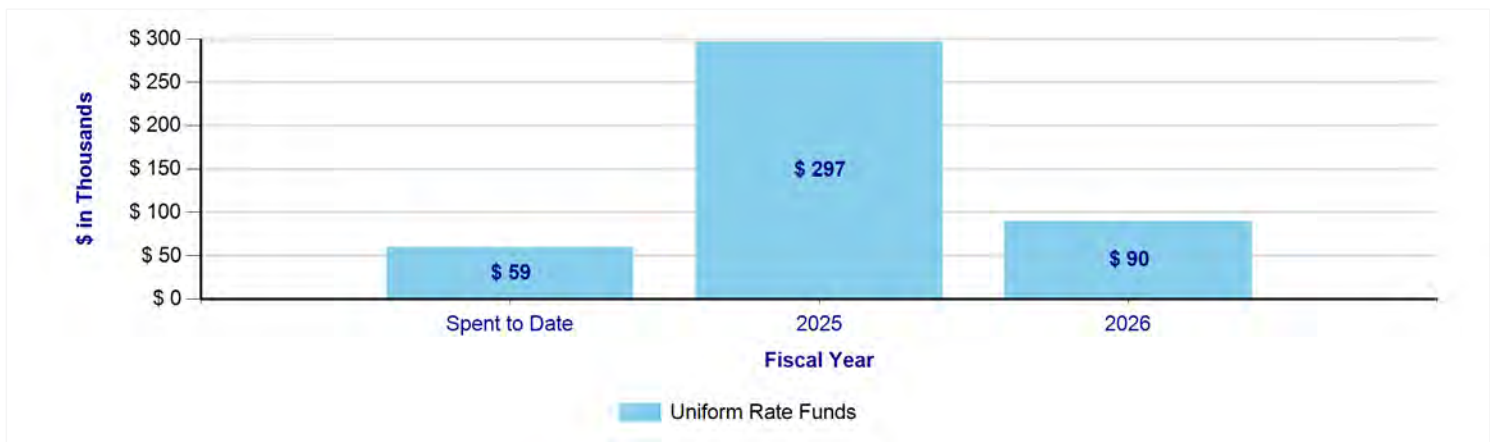
This project includes Phase 1 of the evaluation of developmental alternatives such as indirect and direct potable reuse options as recommended in the 2023 Long-term Master Water Plan. Developmental alternatives are water supply sources or options that require more long-term analysis and study. The purpose of Phase 1 is to more comprehensively evaluate the potential role of reclaimed water for beneficial reuse in regional water resource management in parallel to Tampa Bay Water's established Long-term Master Water Plan process.



Project Schedule		
Project Phase	Start Date	End Date
Publishing	9/13/2023	12/29/2023
Planning	9/13/2023	12/29/2023
Professional Services Selection	11/1/2023	1/22/2024
Construction or Execution	1/23/2024	1/2/2026
Close-Out	1/5/2026	4/20/2026

Project Budget by Project Phase	
Project Phase	Amount
Construction or Execution	\$446,340
<b>Total Budget</b>	<b>\$446,340</b>

### Expenditure Plan by Fiscal Year and Funding Source



**11022: Feasibility Study for New Groundwater Sources**

<b>Project Manager</b>	Danielle Keirse
<b>Construction Manager</b>	
<b>Status</b>	Execution-Study

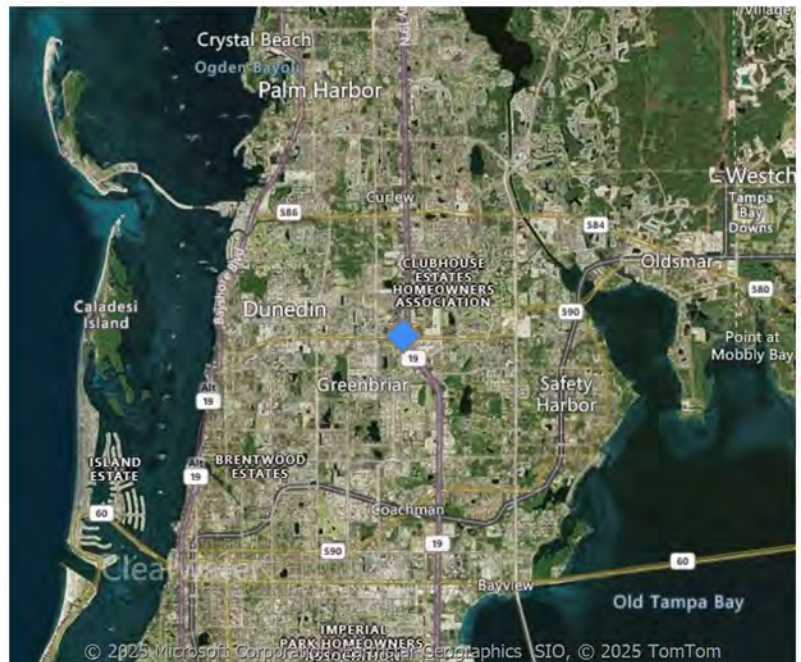
<b>Project Location</b>	Multiple
-------------------------	----------

**Project Description**

This feasibility study project includes the groundwater source short-listed concepts identified as a part of the 2023 Long-term Master Water Plan (LTMWP) top-ranked option for further study and consideration to meet the region's water needs by 2033. This feasibility study will provide a more detailed technical and economic analysis to determine the yield, water quality, and costs of the project. Additionally, it will also identify the potential roadblocks to determine the viability of the project.

This study will evaluate the following concepts:

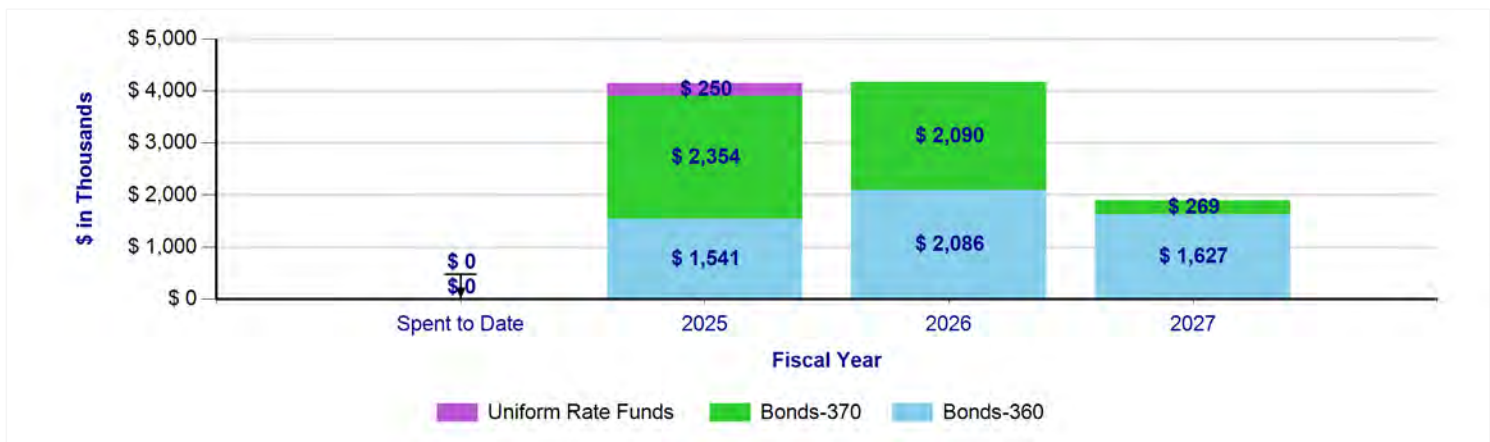
- Consolidated Water Use Permit Increase
- Eastern Pasco Wellfield (with brackish and/or fresh groundwater)
- Desalination Plant Expansion (with brackish groundwater)



Project Schedule		
Project Phase	Start Date	End Date
Publishing	9/13/2023	11/13/2023
Planning	11/13/2023	12/10/2023
Professional Services Selection	12/11/2023	7/25/2024
Construction or Execution	7/30/2024	7/14/2027
Close-Out	7/15/2027	10/18/2027

Project Budget by Project Phase	
Project Phase	Amount
Professional Services Selection	\$250,000
Construction or Execution	\$9,967,000
<b>Total Budget</b>	<b>\$10,217,000</b>

**Expenditure Plan by Fiscal Year and Funding Source**



<b>Project Manager</b>	Eliana Lara
<b>Construction Manager</b>	Eliana Lara
<b>Status</b>	Execution-Study

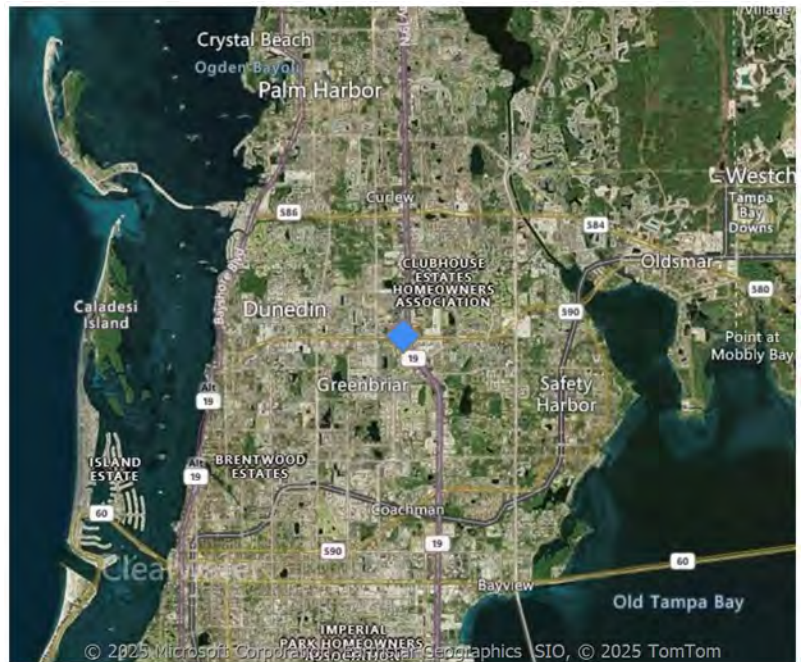
Project Location	
Multiple	

**Project Description**

Tampa Bay Water is a regional water supply authority that provides wholesale water for its six Member Governments: Hillsborough, Pasco and Pinellas counties, and the cities of New Port Richey, St. Petersburg and Tampa. Providing a reliable, cost effective and environmentally sustainable water supply requires planning for a range of future growth conditions.

An evaluation of Tampa Bay Water’s system performance during a range of pipeline, power, supply, or other facility outage scenarios was performed in 2006 and 2015 (the 2025 and 2035 System Analysis documents) to help prepare for emergencies and determine where improvements can be completed to make the Tampa Bay Water system more reliable. Similar to the 2025 and 2035 analysis, the 2045 System Analysis will include: :

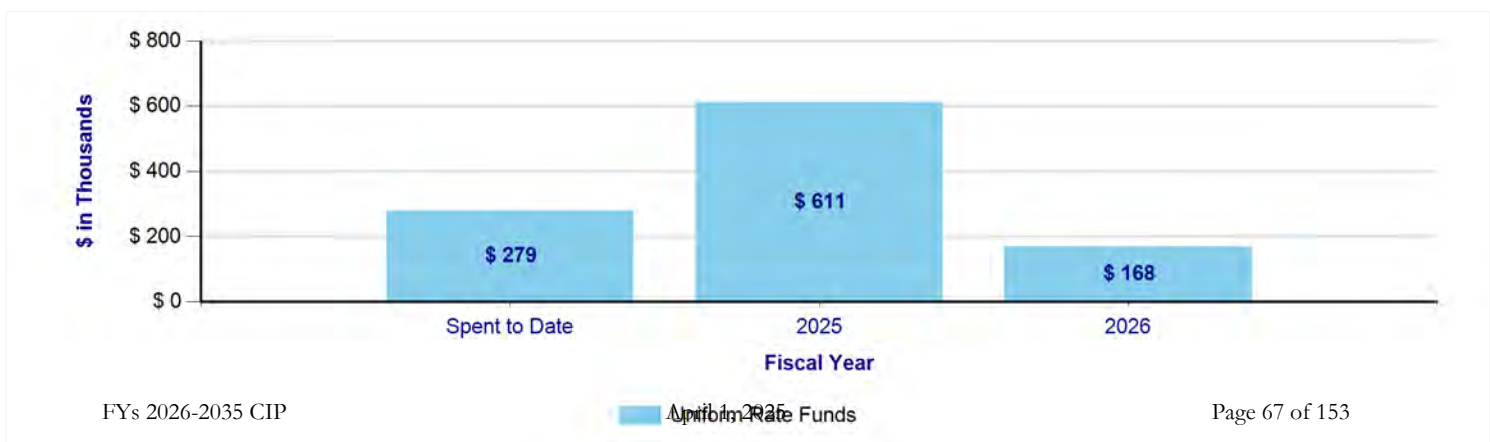
- a. Projected Water Demands for Water Year 2045
- b. Level of Service Requirements
- c. Transmission System Hydraulic Analysis
- d. Facility Reliability
- e. Standby Power Capacity
- f. Commercial Power Availability



Project Schedule		
Project Phase	Start Date	End Date
Publishing	1/3/2023	5/20/2024
Planning	8/3/2023	11/1/2024
Professional Services Selection	11/2/2023	2/26/2024
Construction or Execution	2/27/2024	12/26/2025
Close-Out	12/29/2025	2/16/2026

Project Budget by Project Phase	
Project Phase	Amount
Construction or Execution	\$1,059,100
<b>Total Budget</b>	<b>\$1,059,100</b>

**Expenditure Plan by Fiscal Year and Funding Source**

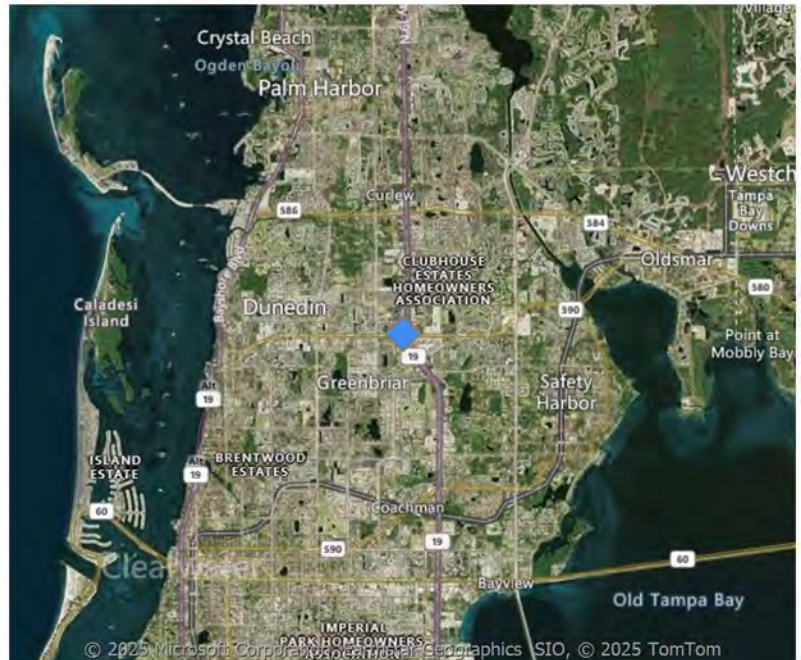


<b>Project Manager</b>	Indigo Dunn
<b>Construction Manager</b>	Indigo Dunn
<b>Status</b>	Execution-Study

Project Location	
Multiple	

**Project Description**

This project consists of a study to assess the current state of the Tampa Bay Water Enterprise network and determine design options for a network upgrade. The study will include an inventory of all Enterprise, Physical Security, and Guest network assets, validation of requirements at all Tampa Bay Water sites (21 total), a risk assessment of the existing inventory and infrastructure, and a recommendation on available options for upgrading the existing network. The study will also include the development of documentation to capture the existing network infrastructure.



Project Schedule		
Project Phase	Start Date	End Date
Publishing	11/3/2023	5/17/2024
Planning	5/20/2024	6/27/2024
Professional Services Selection	6/28/2024	11/18/2024
Construction or Execution	12/2/2024	6/30/2025
Close-Out	7/1/2025	8/18/2025

Project Budget by Project Phase	
Project Phase	Amount
Construction or Execution	\$287,327
Project Contingency	\$10,000
<b>Total Budget</b>	<b>\$297,327</b>

**Expenditure Plan by Fiscal Year and Funding Source**



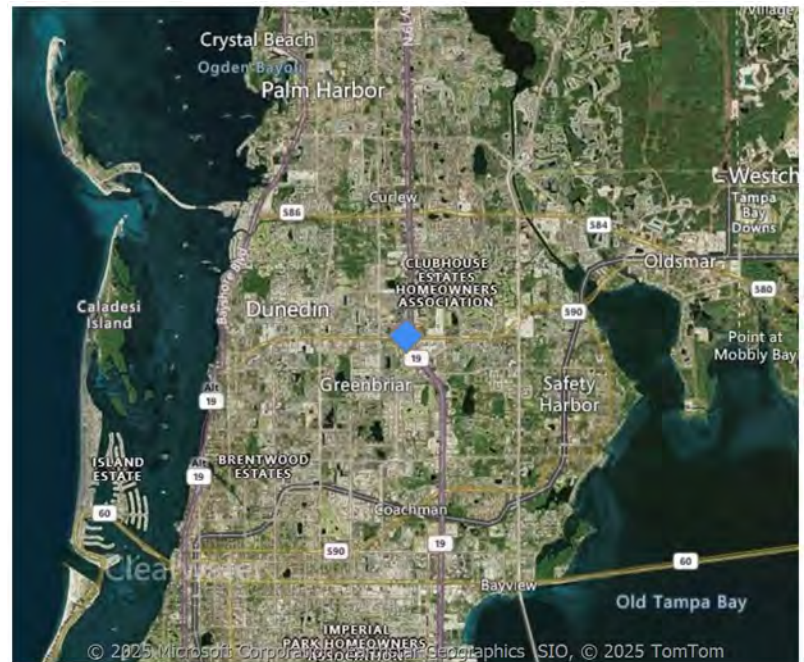
<b>Project Manager</b>	Danielle Keirsey
<b>Construction Manager</b>	
<b>Status</b>	Execution-Study

Project Location	
Multiple	

**Project Description**

This feasibility study project includes three of the seven short-listed concepts identified as a part of the 2023 Long-term Master Water Plan (LTMWP) top-ranked options for further study and consideration to meet the region’s water needs by 2033. This study will provide a more detailed technical and economic analysis to determine the yield, water quality, and costs of the project. Additionally, it will also identify any potential roadblocks and determine the viability of the project concepts.

This study includes evaluating the following concepts:  
 -North Pinellas Surface Water Treatment Plant (SWTP) and Reservoir via excess surface water from the Lake Tarpon outfall canal.  
 -C.W. Bill Young Regional Reservoir Surface Water Treatment Plant via increased Alafia River withdrawals; and  
 -New South Hillsborough Surface Water Treatment Plant and Reservoir via new surface water sources such as Little Manatee River or Bullfrog Creek.



Project Schedule		
Project Phase	Start Date	End Date
Publishing	9/13/2023	11/13/2023
Planning	11/14/2023	3/31/2024
Professional Services Selection	4/1/2024	10/21/2024
Design	10/22/2024	11/6/2024
Bidding	11/7/2024	11/8/2024
Construction or Execution	11/9/2024	5/21/2026
Close-Out	5/22/2026	8/17/2026

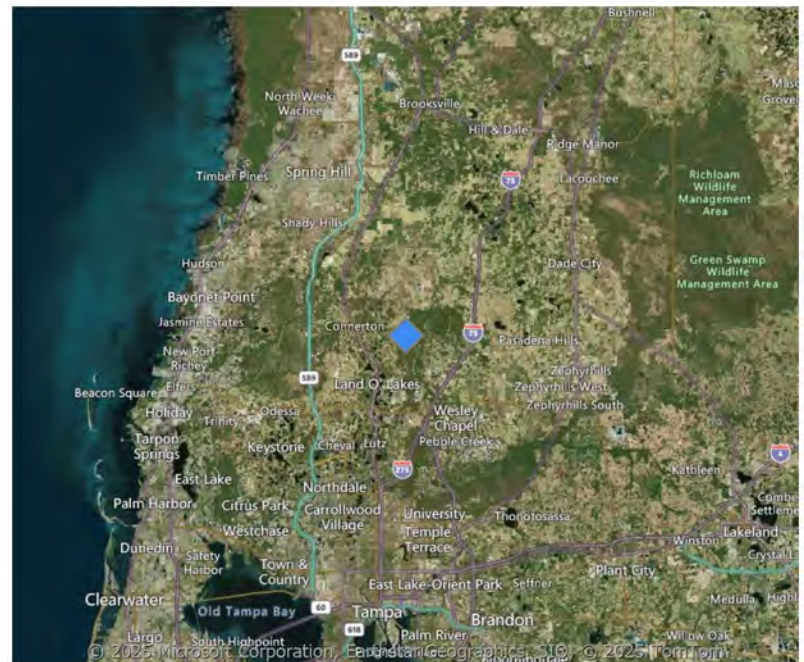
Project Budget by Project Phase	
Project Phase	Amount
Construction or Execution	\$2,630,698
<b>Total Budget</b>	<b>\$2,630,698</b>

**Expenditure Plan by Fiscal Year and Funding Source**



<b>Project Manager</b>	Mike Sakales
<b>Construction Manager</b>	Mike Sakales
<b>Status</b>	Execution-Study

**Project Location**  
Pasco County



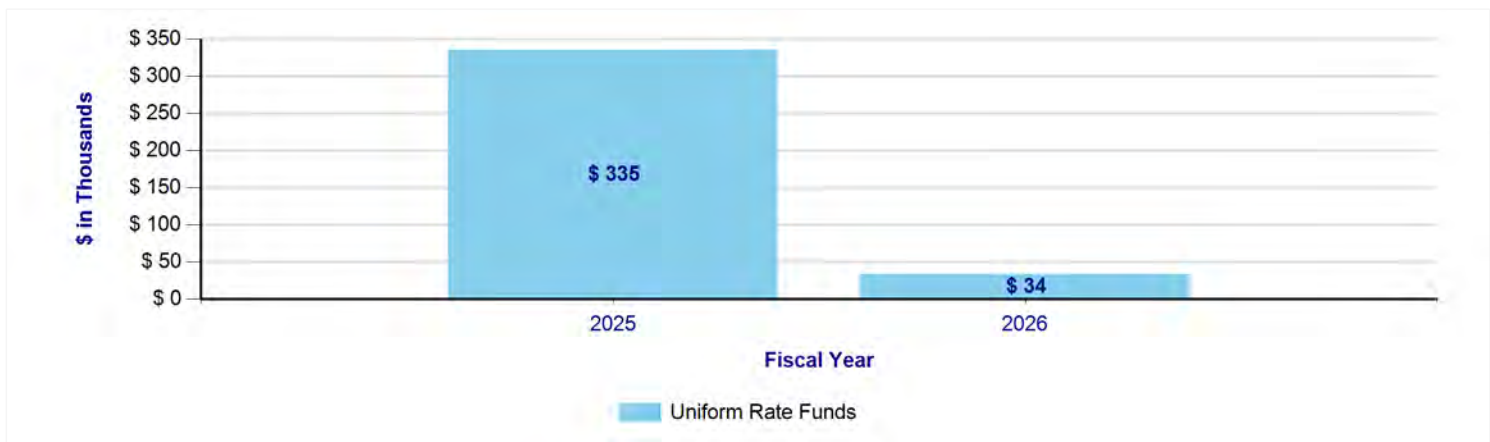
**Project Description**

This project will evaluate the existing generator system and associated structures at the Cypress Creek Pump Station, located in Land O'Lakes. The project will confirm appropriate sizing for the given loads and will recommend a generator replacement strategy.

Project Schedule		
Project Phase	Start Date	End Date
Publishing	4/1/2024	9/29/2025
Planning	10/2/2023	7/5/2024
Professional Services Selection	7/8/2024	11/4/2024
Construction or Execution	11/5/2024	10/27/2025
Close-Out	10/28/2025	12/15/2025

Project Budget by Project Phase	
Project Phase	Amount
Construction or Execution	\$368,575
<b>Total Budget</b>	<b>\$368,575</b>

**Expenditure Plan by Fiscal Year and Funding Source**



Bidding Phase Projects

<b>Project No.</b>	<b>Project Name</b>
NONE	

THIS PAGE INTENTIONALLY LEFT BLANK

## Design Phase Projects

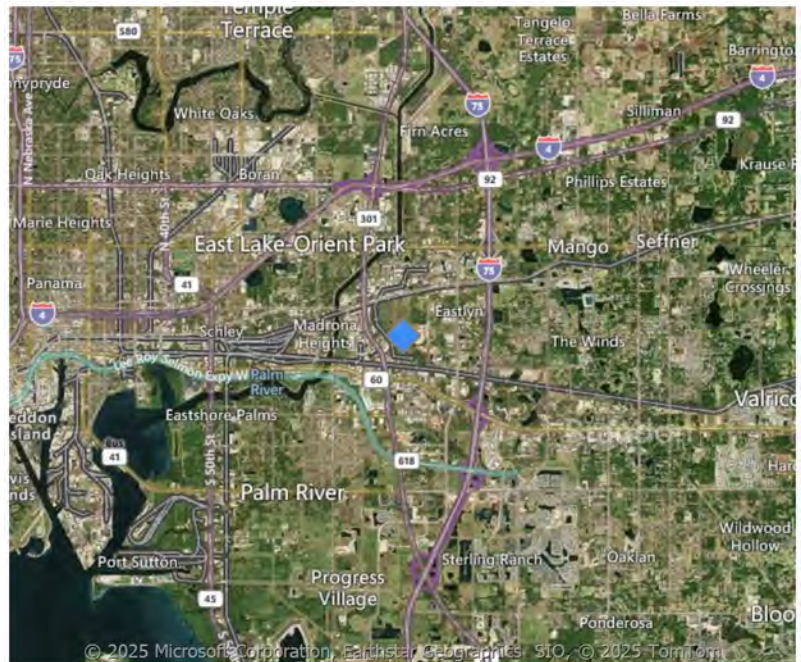
**Project No.    Project Name**

- 01014 : Surface Water Treatment Plant Expansion
- 01610 : South Hillsborough Pipeline (Segment A)
- 01616 : South Hillsborough Pipeline (Segment B)
- 06912 : Surface Water Treatment Plant SCADA System Upgrade
- 07153 : Cross Bar Ranch Wellfield Water Transmission Main – Utility Conflict
- 07542 : Lake Bridge Water Treatment Plant-Pump No 4
- 09108 : Cypress Creek Wellfield Surface Water Improvements-Phase 3
- 50021 : Morris Bridge WF Improvements
- 50073 : Cypress Creek Water Treatment Plant 72-Inch Valve

THIS PAGE INTENTIONALLY LEFT BLANK

<b>Project Manager</b>	Karim Molina-Oyola
<b>Construction Manager</b>	
<b>Status</b>	Design

**Project Location**  
Hillsborough County



**Project Description**

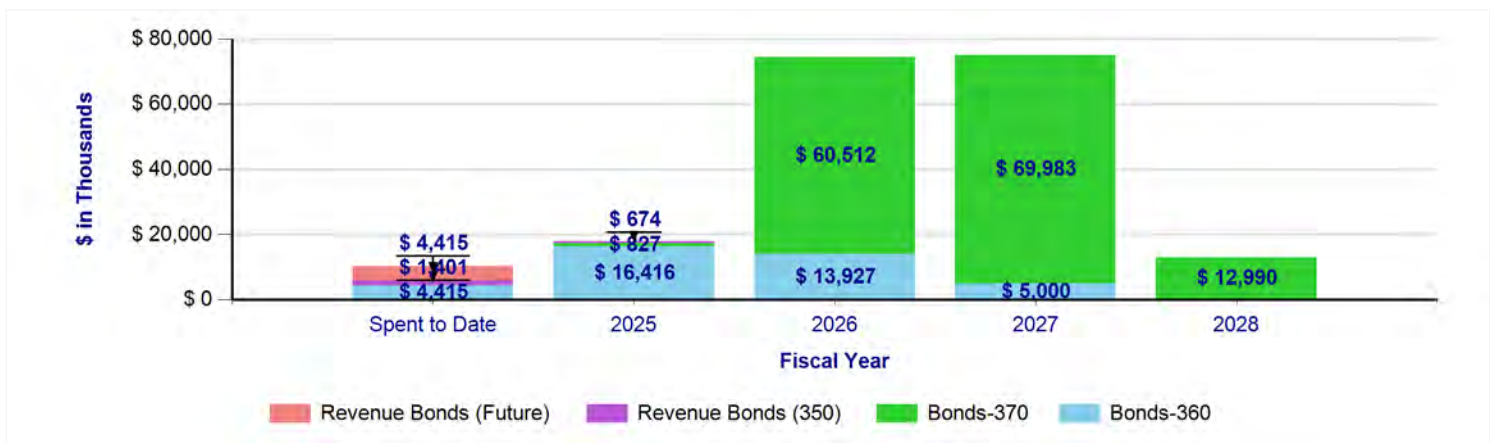
This project consists of an expansion to the Regional Surface Water Treatment Plant by adding a fifth treatment process train. The fifth treatment train will be identical to the existing Treatment Plant process trains which includes an actiflo ballasted-flocculation process, ozonation, biological Granular Activated Carbon filters, solids handling, chemical feed systems, finished water pumping, and control systems. Additionally, several improvement concepts were also assessed during the 2021 Surface Water Treatment Plant Expansion Feasibility Study to improve reliability and increase sustainability and will be included in the expansion effort.

This project will increase Tampa Bay Water's annual average yield of existing surface water supplies by 10 to 12.5 million gallons per day (mgd) with a 20 or 30 mgd rated treatment capacity train. A decision will be made on the total treatment capacity at preliminary design.

Project Schedule		
Project Phase	Start Date	End Date
Publishing	8/1/2022	10/3/2022
Planning	10/4/2022	11/30/2022
Professional Services Selection	10/27/2022	6/1/2023
Design	6/2/2023	9/1/2025
Bidding	7/1/2024	3/17/2025
Construction or Execution	9/2/2025	11/8/2027
Close-Out	11/9/2027	4/14/2028

Project Budget by Project Phase	
Project Phase	Amount
Professional Services Selection	\$240,524
Design	\$21,727,135
Bidding	\$14,864,906
Construction or Execution	\$143,610,850
Close-Out	\$5,701,705
<b>Total Budget</b>	<b>\$186,145,120</b>

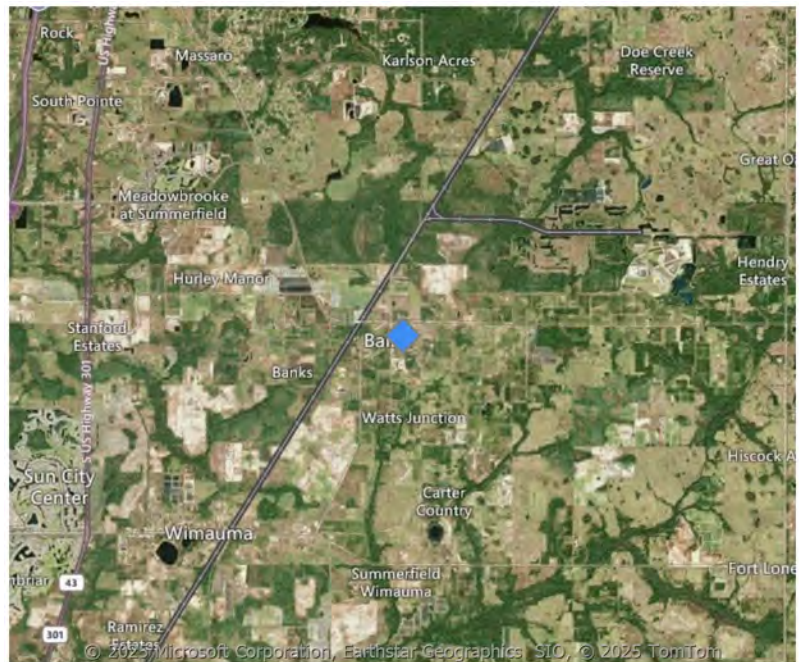
**Expenditure Plan by Fiscal Year and Funding Source**



**01610: South Hillsborough Pipeline (Segment A)**

<b>Project Manager</b>	Soli Rojas
<b>Construction Manager</b>	Richard Menzies
<b>Status</b>	Design

**Project Location**  
Hillsborough County



**Project Description**

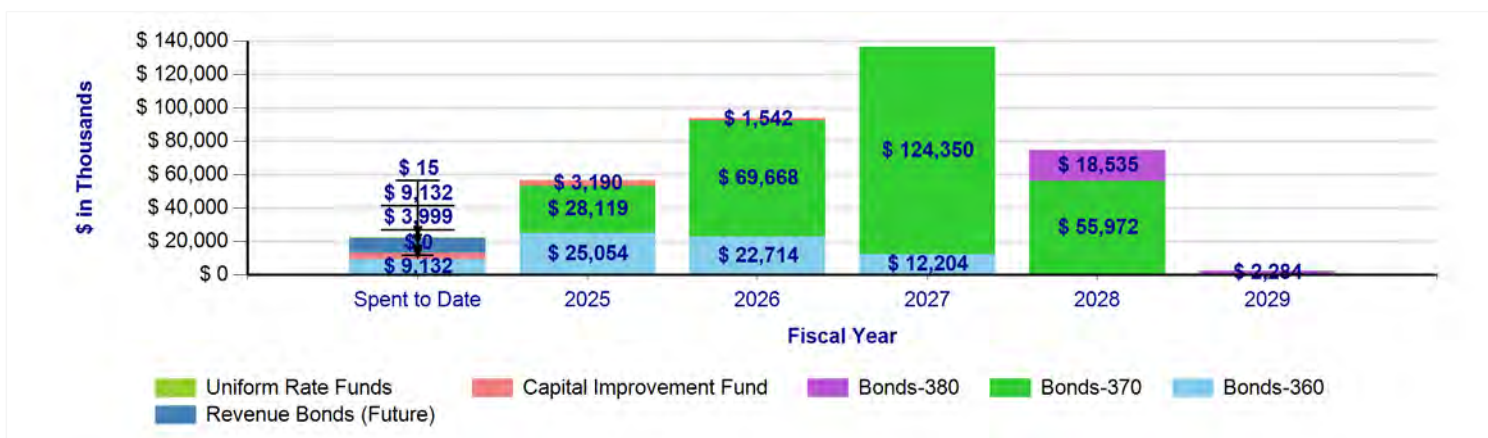
This project includes the construction of a new transmission main “Segment A” of the South Hillsborough Pipeline. Segment A is anticipated to be mostly a 66-inch diameter, 18 -mile-long pipeline from the Tampa Bay Water’s Regional Facilities Site to the existing Lithia Point of Connection at Lithia Water Treatment Facility. The project when completed will be able to provide an additional 65 MGD of new supply to SE Hillsborough County.

**Note:**  
This project is partially co-funded by the Southwest Florida Water Management District (District) through the District’s Cooperative Funding Initiative and additional funding the District receives from the Florida Department of Environmental Protection. Total funding commitment for both Segments (A and B) of the South Hillsborough Pipeline is \$147,954,000. The amount to be applied to Segment A is \$103,567,800 (70%) of the total agreement.

Project Schedule		
Project Phase	Start Date	End Date
Planning	10/1/2018	1/3/2021
Professional Services Selection	1/4/2021	8/16/2021
Design	8/16/2021	2/6/2026
Bidding	6/10/2024	2/6/2026
Construction	10/22/2024	5/8/2029
Close-Out	5/9/2029	8/13/2029

Project Budget by Project Phase	
Project Phase	Amount
Planning	\$359,514
Design	\$89,954,779
Bidding	\$250,000
Construction	\$285,169,892
Close-Out	\$400,000
Professional Services	\$1,183,960
<b>Total Budget</b>	<b>\$377,318,145</b>

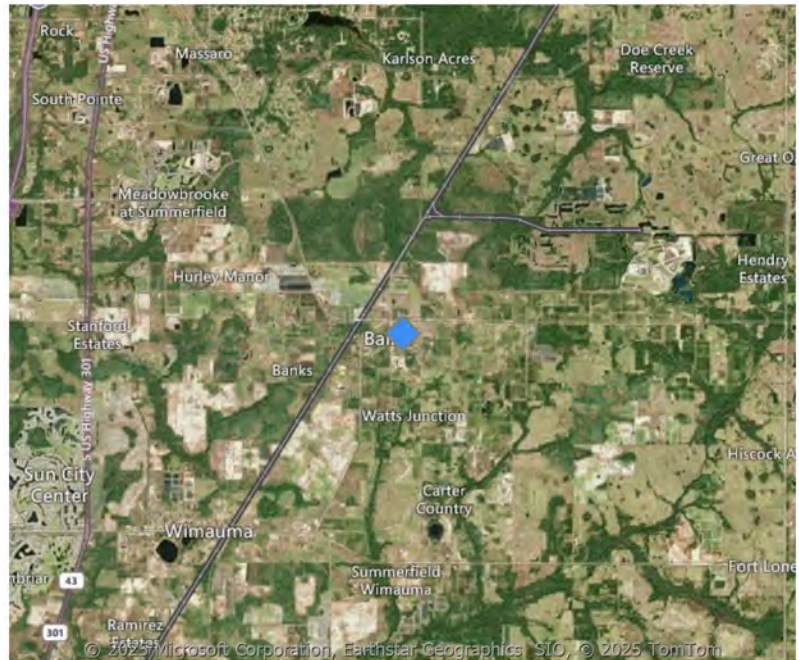
**Expenditure Plan by Fiscal Year and Funding Source**



**01616: South Hillsborough Pipeline (Segment B)**

<b>Project Manager</b>	Soli Rojas
<b>Construction Manager</b>	Richard Menzies
<b>Status</b>	Design

**Project Location**  
Hillsborough County



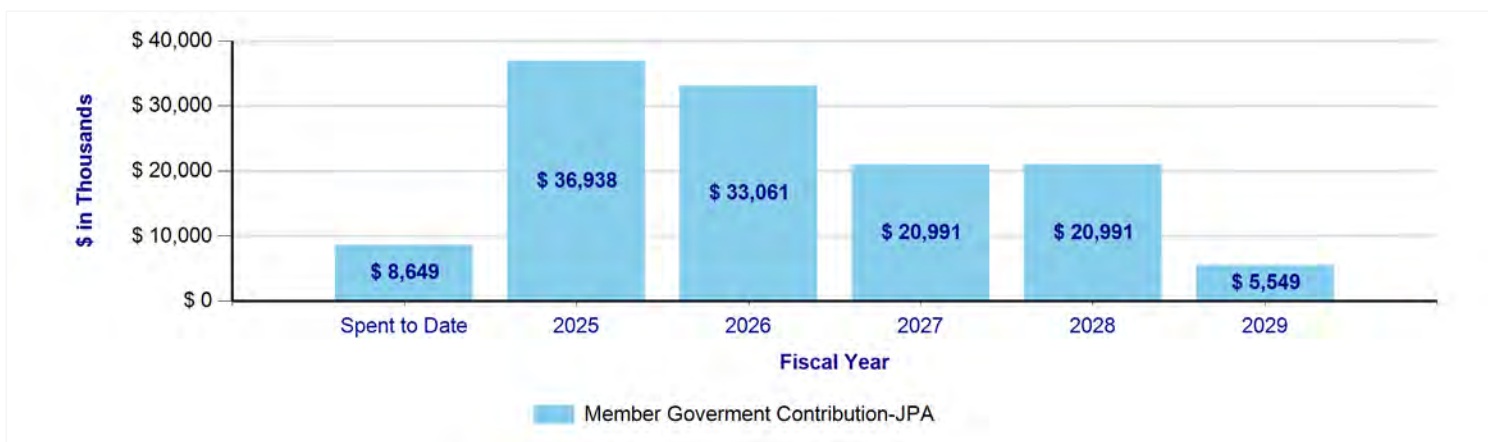
**Project Description**

This project includes the construction of a new transmission main “Segment B” of the South Hillsborough Pipeline. Segment B is anticipated to be mostly a 60-inch diameter, 8-mile-long pipeline from an interconnection point along Segment A or at Lithia Water Treatment Facilities site to a new Point of Connection to Hillsborough County at their South County Drinking Water Facility in the Balm-Riverview area. The project when completed will be able to provide an additional 60 MGD of new supply to SE Hillsborough County. Project is a result of the signed Memorandum of Understanding and a Joint Project Agreement with Hillsborough County in 2020. This project will receive co-funding from the SWFWMD's Cooperative Funding Initiative.

Project Schedule		
Project Phase	Start Date	End Date
Planning	6/1/2020	1/4/2021
Professional Services Selection	1/4/2021	8/16/2021
Design	8/16/2021	12/8/2025
Bidding	6/10/2024	2/16/2026
Construction	8/20/2024	1/4/2029
Close-Out	1/5/2029	4/16/2029

Project Budget by Project Phase	
Project Phase	Amount
Design	\$43,984,221
Construction	\$82,195,779
<b>Total Budget</b>	<b>\$126,180,000</b>

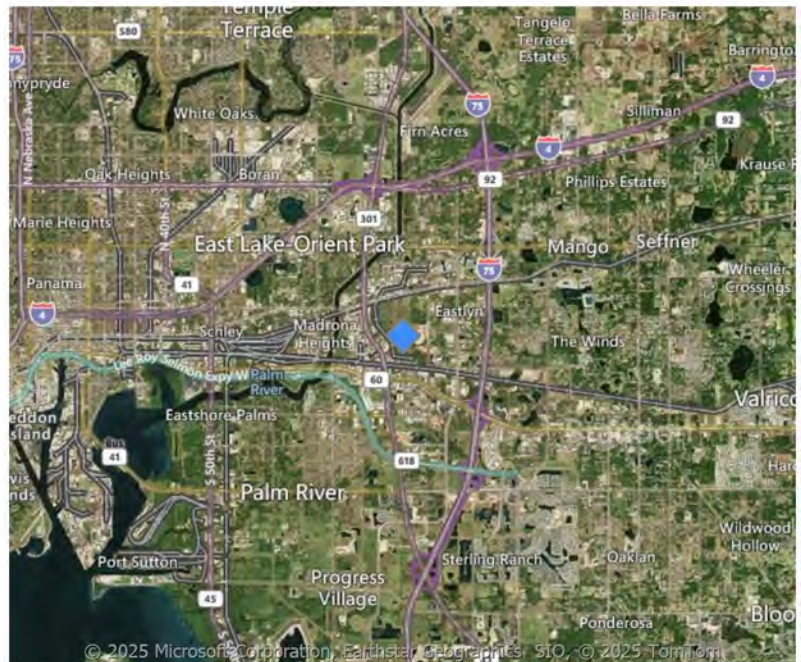
**Expenditure Plan by Fiscal Year and Funding Source**



**06912: Surface Water Treatment Plant SCADA System Upgrade**

<b>Project Manager</b>	Karim Molina-Oyola
<b>Construction Manager</b>	Richard Menzies
<b>Status</b>	Design

**Project Location**  
Hillsborough County



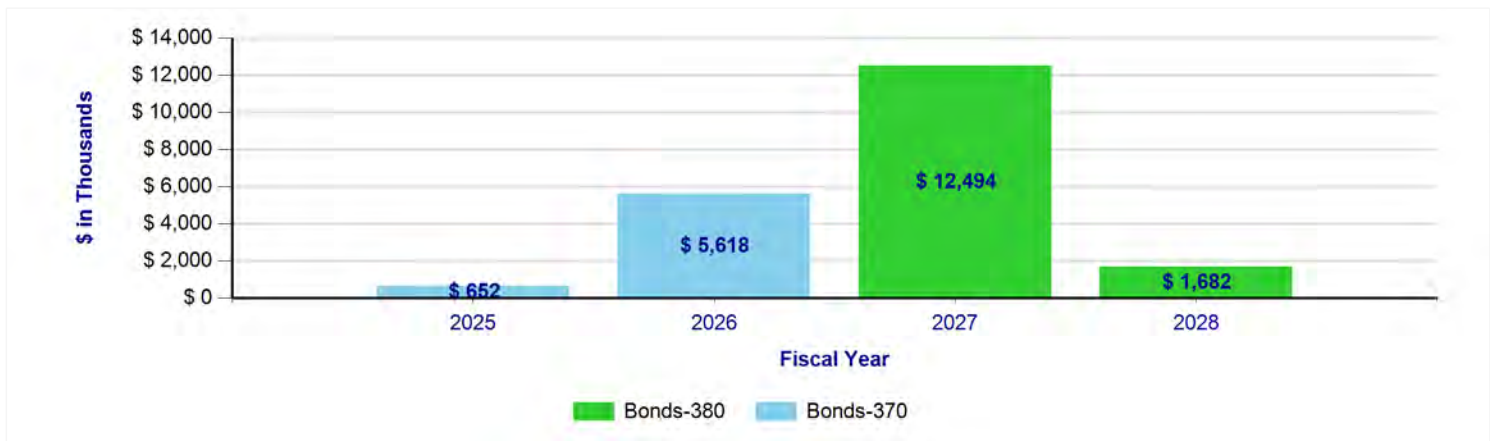
**Project Description**

This project replaces the existing Supervisory Control and Data Acquisition (SCADA) system hardware and software at the Regional Surface Water Treatment Plant (SWTP). The SCADA upgrade will include the replacement of Programmable Logic Controllers (PLCs) in use throughout the facility and replacement and upgrade of the SCADA servers and other equipment and instrumentation. The project will also update the human-machine interface (HMI) project to a current version of AVEVA System Platform.

Project Schedule		
Project Phase	Start Date	End Date
Publishing	8/1/2023	5/20/2024
Planning	5/20/2024	6/3/2024
Professional Services Selection	6/4/2024	2/24/2025
Design	2/25/2025	5/15/2026
Bidding	6/11/2025	2/23/2026
Construction or Execution	2/24/2026	10/21/2027
Close-Out	10/22/2027	5/22/2028

Project Budget by Project Phase	
Project Phase	Amount
Design	\$1,722,094
Construction or Execution	\$17,889,906
Close-Out	\$834,000
<b>Total Budget</b>	<b>\$20,446,000</b>

**Expenditure Plan by Fiscal Year and Funding Source**



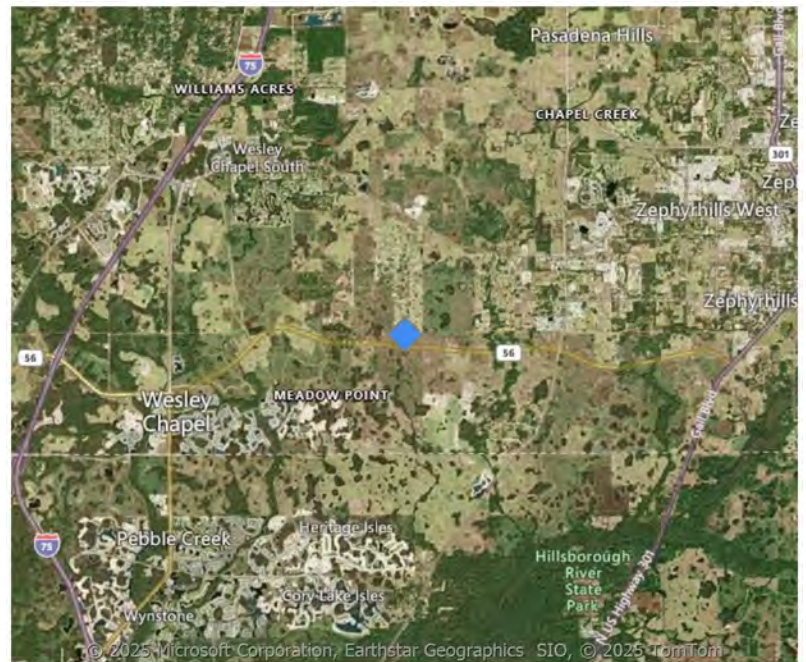
## 07153: Cross Bar Ranch Wellfield Water Transmission Main – Utility Conflict

<b>Project Manager</b>	Danielle Keirse
<b>Construction Manager</b>	David Gottwik
<b>Status</b>	Design

Project Location	
Pasco County	

### Project Description

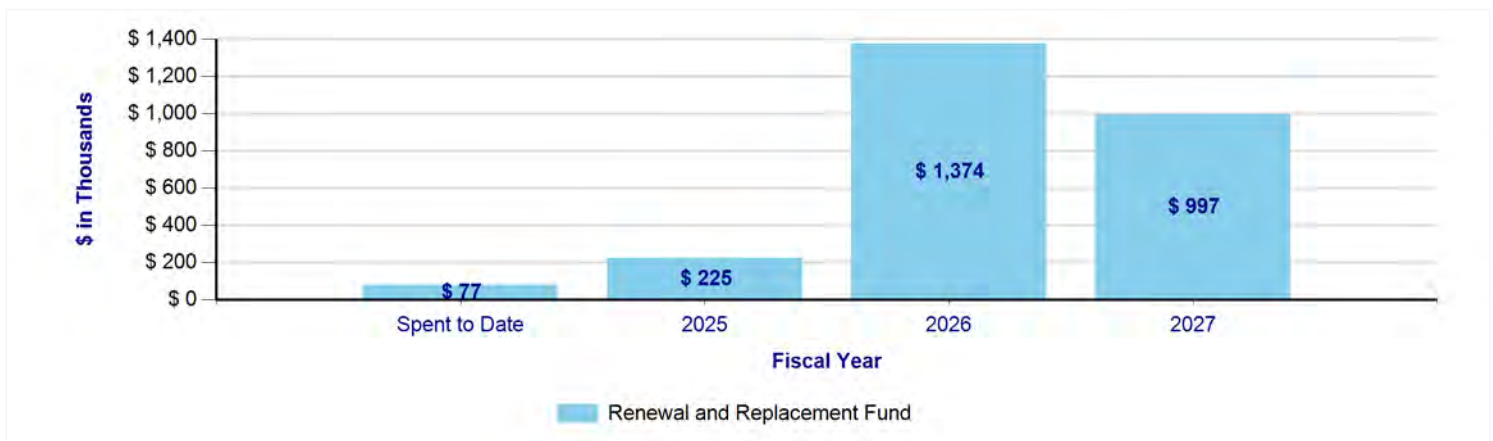
Florida Department of Transportation (FDOT) has an expansion project for State Road (SR-52) that will cause a conflict with Tampa Bay Water’s 60-inch Cross Bar Ranch Wellfield water main including valves and FDOT’s proposed 42-inch stormwater drainage piping on the north side of SR-52 and a 19-inch x 30-inch stormwater pipe on the south side of SR-52.



Project Schedule		
Project Phase	Start Date	End Date
Publishing	12/2/2022	5/13/2023
Planning	4/3/2023	7/7/2023
Professional Services Selection	7/10/2023	8/21/2023
Design	8/22/2023	1/30/2025
Bidding	1/31/2025	9/3/2025
Construction or Execution	8/20/2025	5/26/2027
Close-Out	5/27/2027	9/20/2027

Project Budget by Project Phase	
Project Phase	Amount
Design	\$289,766
Construction or Execution	\$2,383,234
<b>Total Budget</b>	<b>\$2,673,000</b>

### Expenditure Plan by Fiscal Year and Funding Source

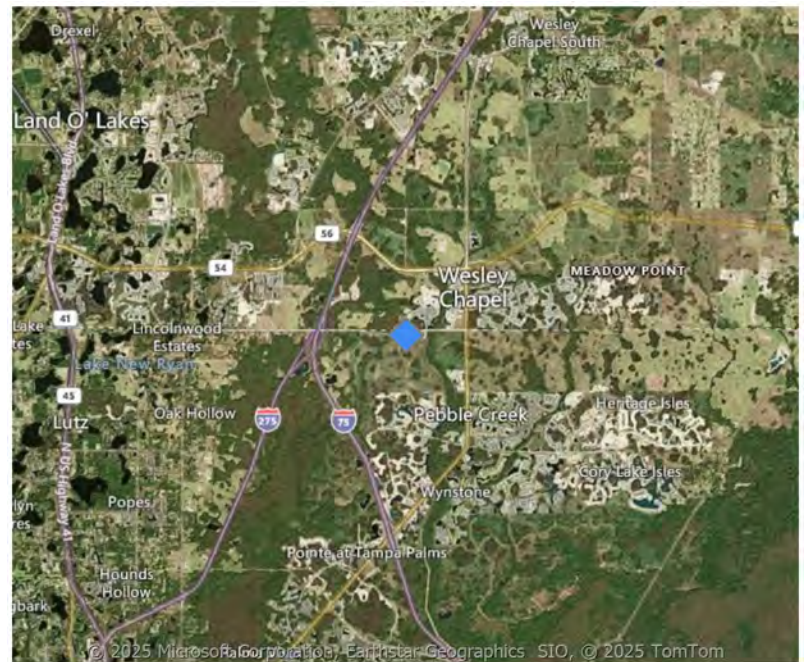


<b>Project Manager</b>	Karim Molina-Oyola
<b>Construction Manager</b>	Anthony Feria
<b>Status</b>	Design

<b>Project Location</b>
Hillsborough County

**Project Description**

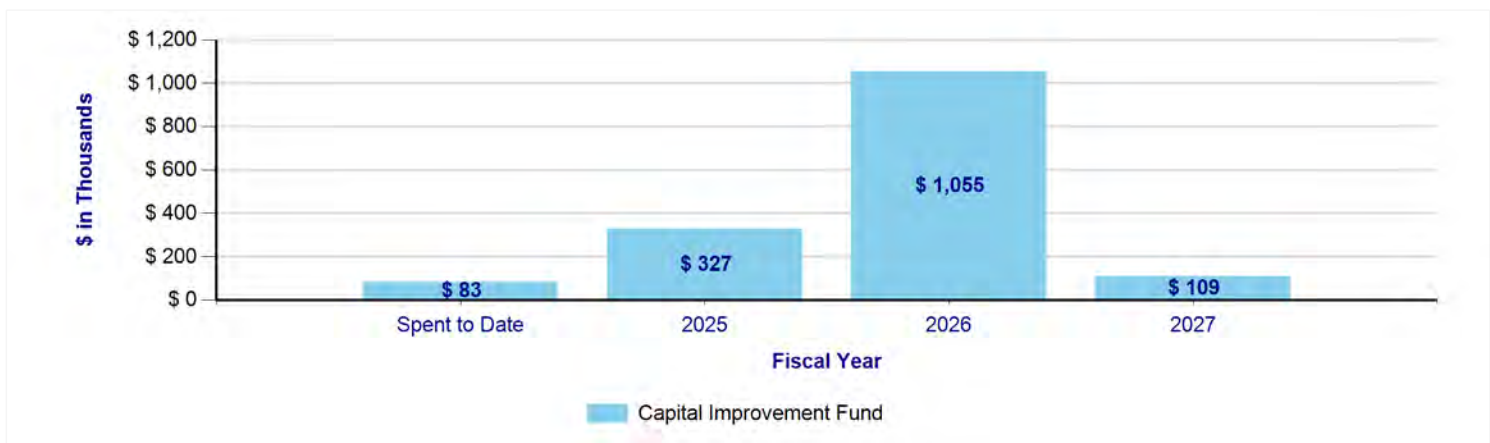
The purpose of this project is to install an additional pump at the Lake Bridge Water Treatment Plant (WTP), in order to increase the capacity of the pump station and meet the demand needs at Pasco County’s most Eastern Point of Connection (POC).



Project Schedule		
Project Phase	Start Date	End Date
Publishing	1/8/2024	1/19/2024
Planning	1/22/2024	2/16/2024
Professional Services Selection	2/19/2024	4/15/2024
Design	4/16/2024	4/3/2025
Bidding	4/4/2025	7/1/2025
Construction or Execution	7/2/2025	11/5/2026
Close-Out	11/6/2026	1/18/2027

Project Budget by Project Phase	
Project Phase	Amount
Design	\$252,113
Bidding	\$17,053
Construction or Execution	\$1,304,877
<b>Total Budget</b>	<b>\$1,574,042</b>

**Expenditure Plan by Fiscal Year and Funding Source**

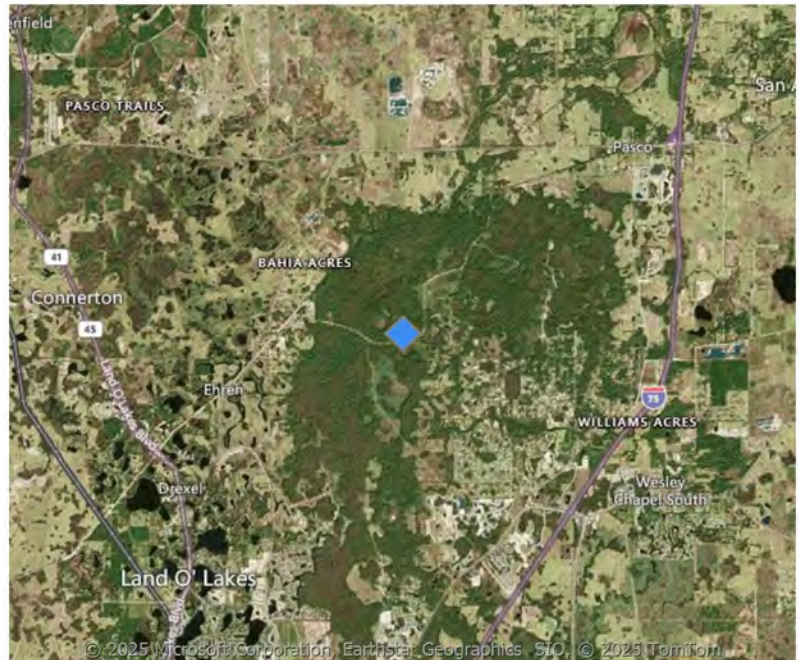


<b>Project Manager</b>	Indigo Dunn
<b>Construction Manager</b>	Anthony Feria
<b>Status</b>	Design

<b>Project Location</b>	Pasco County
-------------------------	--------------

**Project Description**

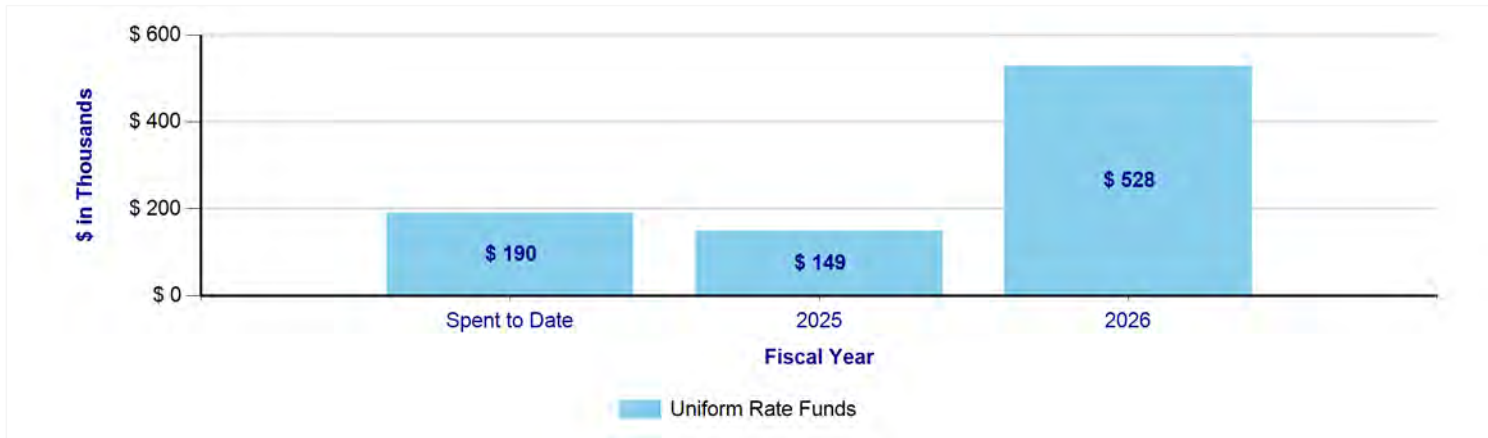
Wetland enhancements were previously constructed within the Cypress Creek Wellfield in 2007 and 2015. The original project aimed to change surface water drainage patterns on the CCWF to rehydrate wetlands which were affected by ground water withdrawal, and to help reduce nuisance flooding in two nearby residential developments. Additional improvements were made in 2015 to further enhance hydrology in several wetlands. Monitoring of wetlands has shown that these enhancements have been successful. In 2020, a feasibility was completed which evaluated and recommended several additional improvements to further enhance target wetlands. This project includes the design, permitting and post design services needed to finalize the design, obtain necessary permits, assist Tampa Bay Water with construction contractor selection, and provide additional assistance throughout the construction process.



Project Schedule		
Project Phase	Start Date	End Date
Planning	4/4/2022	5/6/2022
Professional Services Selection	5/9/2022	11/7/2022
Design	11/8/2022	3/28/2025
Bidding	3/31/2025	7/21/2025
Construction	7/22/2025	1/23/2026
Close-Out	1/26/2026	3/27/2026

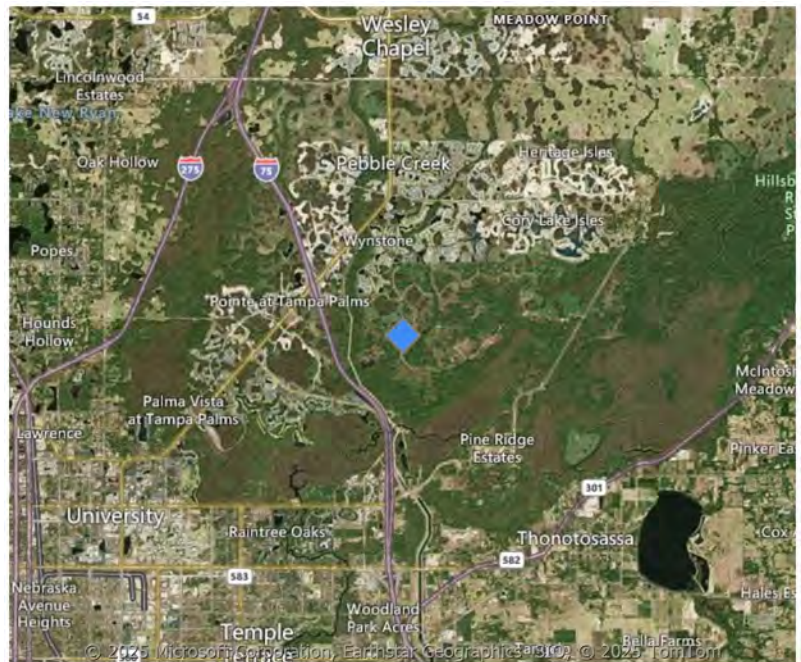
Project Budget by Project Phase	
Project Phase	Amount
Design	\$265,828
Bidding	\$17,411
Construction	\$561,857
Close-Out	\$22,646
<b>Total Budget</b>	<b>\$867,742</b>

**Expenditure Plan by Fiscal Year and Funding Source**



<b>Project Manager</b>	Nicole Thomas
<b>Construction Manager</b>	Anthony Feria
<b>Status</b>	Design

**Project Location**  
City of Tampa



**Project Description**

This project is located at the Morris Bridge Wellfield and includes: replacing the pumps and motors, main disconnect switch; and ancillary power equipment and associated load panels for 15 of the Morris Bridge Wellfield Pumps and Motors. In addition, new over-current protection devices will be added to reduce the Arc Flash hazard.

Project Schedule		
Project Phase	Start Date	End Date
Planning	4/1/2014	9/30/2015
Professional Services Selection	1/13/2020	10/19/2020
Design	10/20/2020	12/6/2024
Bidding	12/9/2024	4/21/2025
Construction	4/22/2025	1/24/2028

Project Budget by Project Phase	
Project Phase	Amount
Planning	\$83,152
Design	\$1,489,234
Bidding	\$26,800
Construction	\$14,336,560
<b>Total Budget</b>	<b>\$15,935,746</b>

**Expenditure Plan by Fiscal Year and Funding Source**



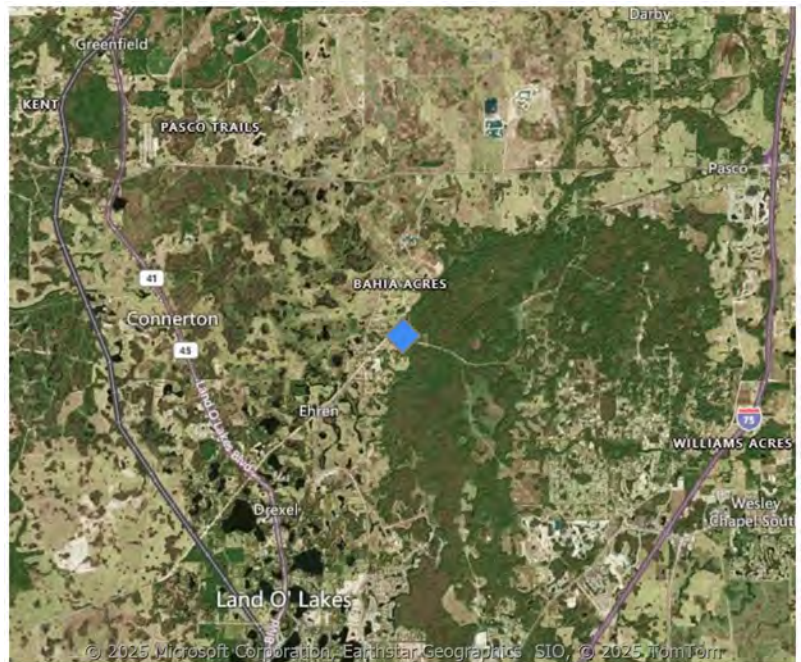
## 50073: Cypress Creek Water Treatment Plant 72-Inch Valve

<b>Project Manager</b>	Soli Rojas
<b>Construction Manager</b>	Richard Menzies
<b>Status</b>	Design

Project Location	
Pasco County	

### Project Description

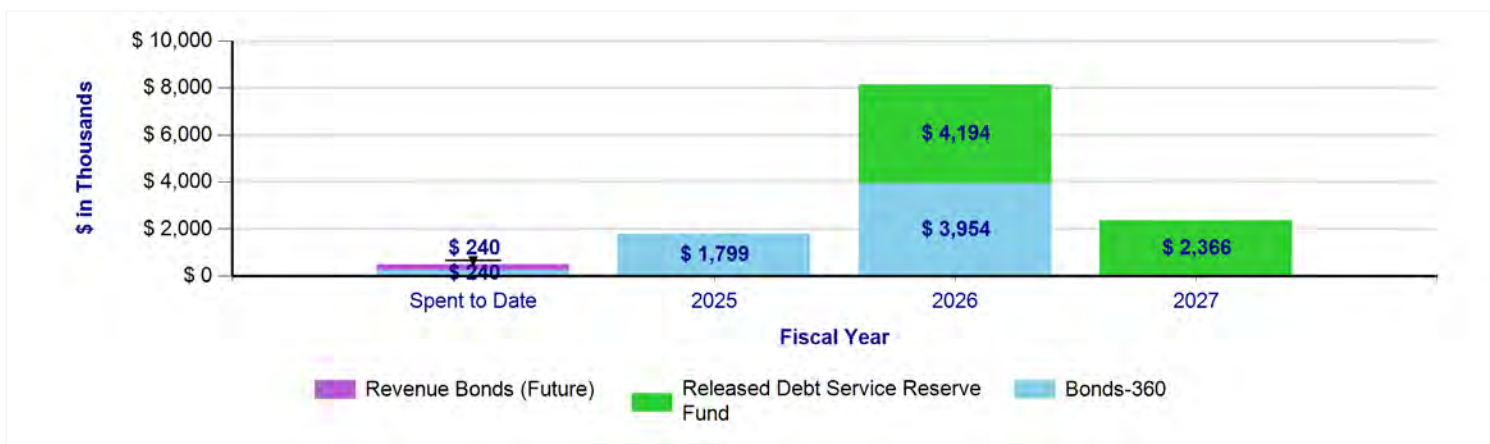
This project is located at the north side of the Cypress Creek Water Treatment Plant (CCWTP) in Pasco County, FL. The project includes the replacement of a 72-inch butterfly valve located in the 72-in steel transmission main on the post side of the CCWTP, the relocation of the chemical injection points and post node analyzer building. A temporary bypass will be required during the repairs.



Project Schedule		
Project Phase	Start Date	End Date
Planning	1/21/2022	6/16/2022
Professional Services Selection	6/17/2022	9/8/2023
Design	9/11/2023	5/19/2025
Bidding	5/21/2025	11/14/2025
Construction	11/17/2025	3/26/2027
Close-Out	3/29/2027	5/17/2027

Project Budget by Project Phase	
Project Phase	Amount
Design	\$5,984,306
Bidding	\$9,694
Construction	\$6,530,000
Close-Out	\$30,000
<b>Total Budget</b>	<b>\$12,554,000</b>

### Expenditure Plan by Fiscal Year and Funding Source



THIS PAGE INTENTIONALLY LEFT BLANK

## Professional Services Selection Phase Projects

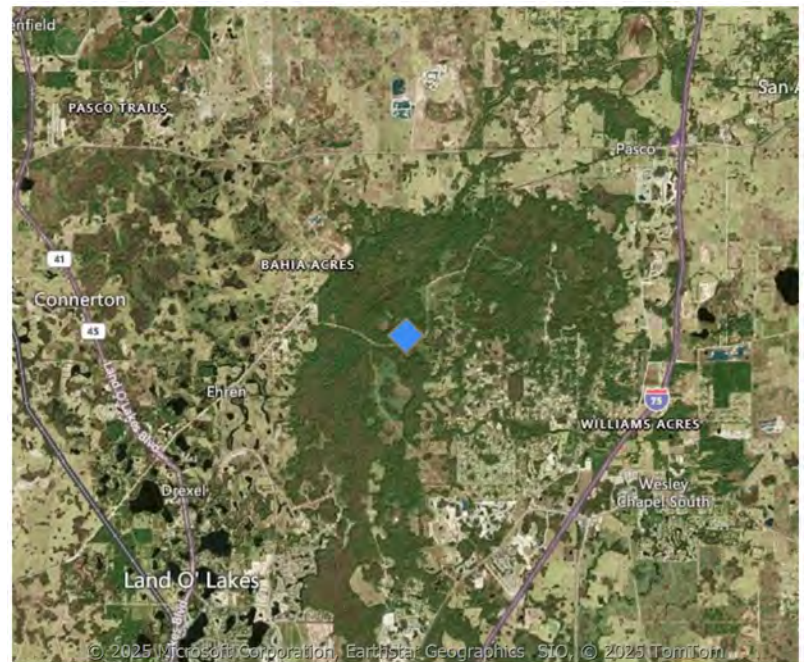
**Project No.    Project Name**

- 01602 : Cypress Creek Wellfield Improvements
- 08304 : Hillsborough County-Lithia Yard Piping
- 11026 : Source Water Quality and Business Case Evaluation
- 50070 : High Service Pump Station and Repump Station Variable Frequency Drives
- 50083 : Tampa Bay Desalination Facility-Structural Improvements Phase 1

THIS PAGE INTENTIONALLY LEFT BLANK

<b>Project Manager</b>	Indigo Dunn
<b>Construction Manager</b>	Anthony Feria
<b>Status</b>	Professional Services Selection

**Project Location**  
Pasco County



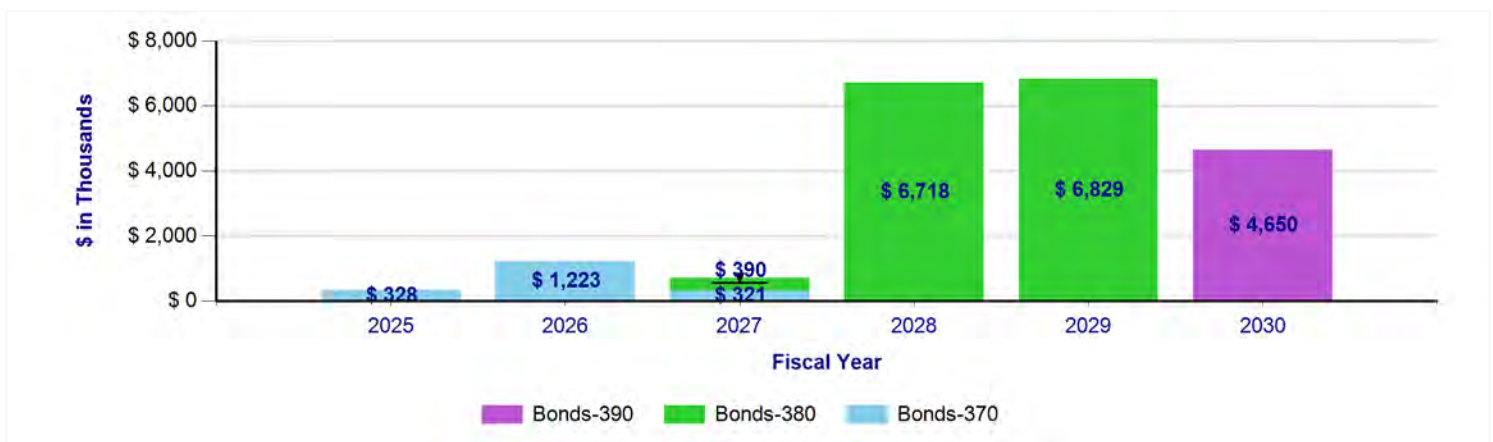
**Project Description**

This project is located at the Cypress Creek Wellfield (Pasco County) and includes the replacement of 13 pumps and motors and improving or replacing the well houses to meet the current electrical code requirements.

Project Schedule		
Project Phase	Start Date	End Date
Planning	6/3/2024	9/6/2024
Professional Services Selection	9/9/2024	4/30/2025
Design	5/1/2025	12/25/2026
Bidding	12/28/2026	7/29/2027
Construction	7/21/2027	4/10/2030
Close-Out	4/11/2030	7/15/2030

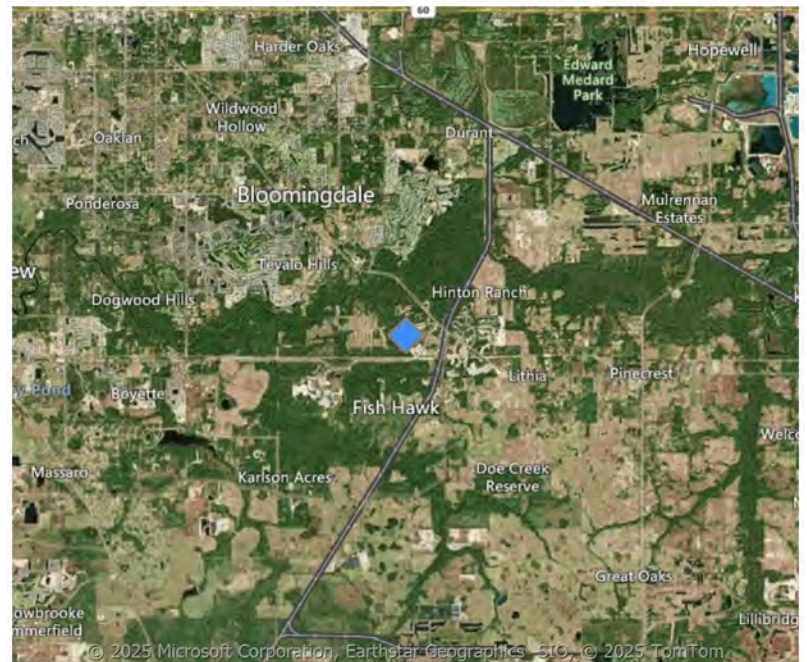
Project Budget by Project Phase	
Project Phase	Amount
Design	\$1,842,000
Bidding	\$30,000
Construction	\$18,042,000
Close-Out	\$545,000
<b>Total Budget</b>	<b>\$20,459,000</b>

**Expenditure Plan by Fiscal Year and Funding Source**



<b>Project Manager</b>	Soli Rojas
<b>Construction Manager</b>	Soli Rojas
<b>Status</b>	Professional Services Selection

**Project Location**  
Hillsborough County



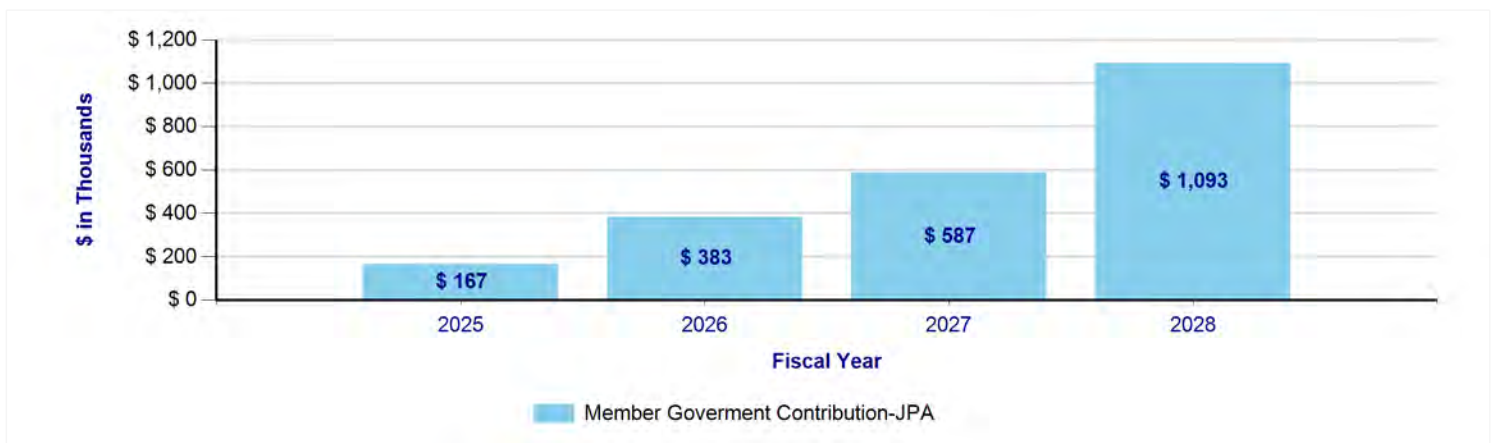
**Project Description**

This project is the result of the Amended and Restated Joint Project Agreement between Hillsborough County and Tampa Bay Water executed in February 2025. Tampa Bay Water will manage the design and construction of county requested infrastructure including a tee connection along Segment A of the South Hillsborough Pipeline (Project No. 01616) and yard piping improvements at the Hillsborough County Lithia Water Treatment Plant.

Project Schedule		
Project Phase	Start Date	End Date
Publishing	12/2/2024	3/17/2025
Planning	12/2/2024	3/17/2025
Professional Services Selection	1/6/2025	3/17/2025
Design	3/18/2025	6/5/2026
Bidding	2/18/2026	6/29/2026
Construction or Execution	6/30/2026	9/1/2027
Close-Out	9/2/2027	12/20/2027

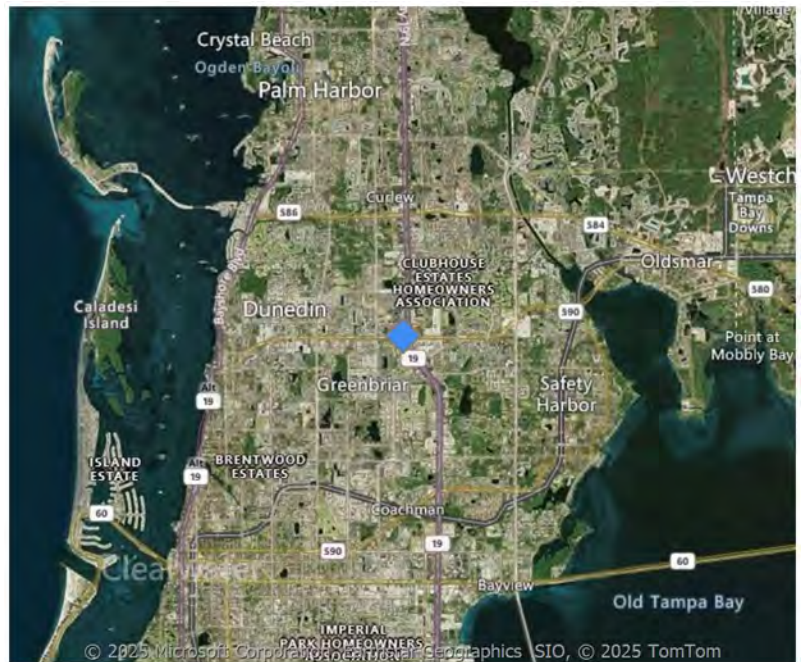
Project Budget by Project Phase	
Project Phase	Amount
Design	\$550,000
Construction or Execution	\$1,680,000
<b>Total Budget</b>	<b>\$2,230,000</b>

**Expenditure Plan by Fiscal Year and Funding Source**



<b>Project Manager</b>	Nicole Thomas
<b>Construction Manager</b>	Nicole Thomas
<b>Status</b>	Professional Services Selection

**Project Location**  
Hillsborough County



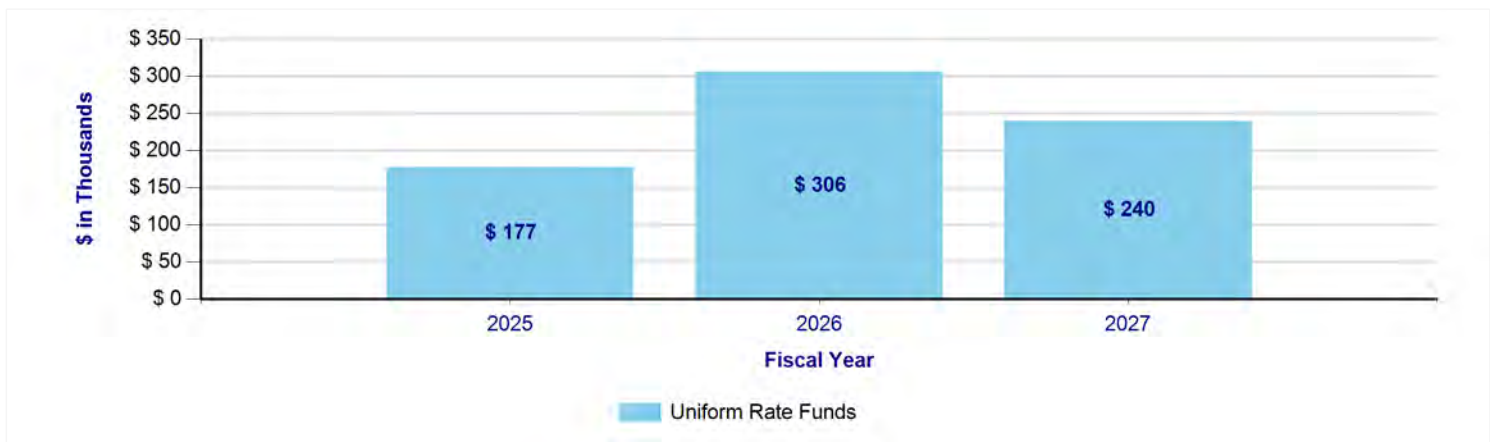
**Project Description**

This project includes a business case evaluation (BCE) for Enhanced Surface Water System (ESWS) source water treatment improvements to offset the need for additional treatment processes at the Regional Surface Water Treatment Plant to handle seasonal variations in algae and other water quality parameters.

Project Schedule		
Project Phase	Start Date	End Date
Publishing	8/1/2023	5/20/2024
Planning	5/20/2024	7/26/2024
Professional Services Selection	7/29/2024	3/3/2025
Construction or Execution	3/4/2025	7/14/2027
Close-Out	7/15/2027	10/18/2027

Project Budget by Project Phase	
Project Phase	Amount
Construction or Execution	\$723,000
<b>Total Budget</b>	<b>\$723,000</b>

**Expenditure Plan by Fiscal Year and Funding Source**

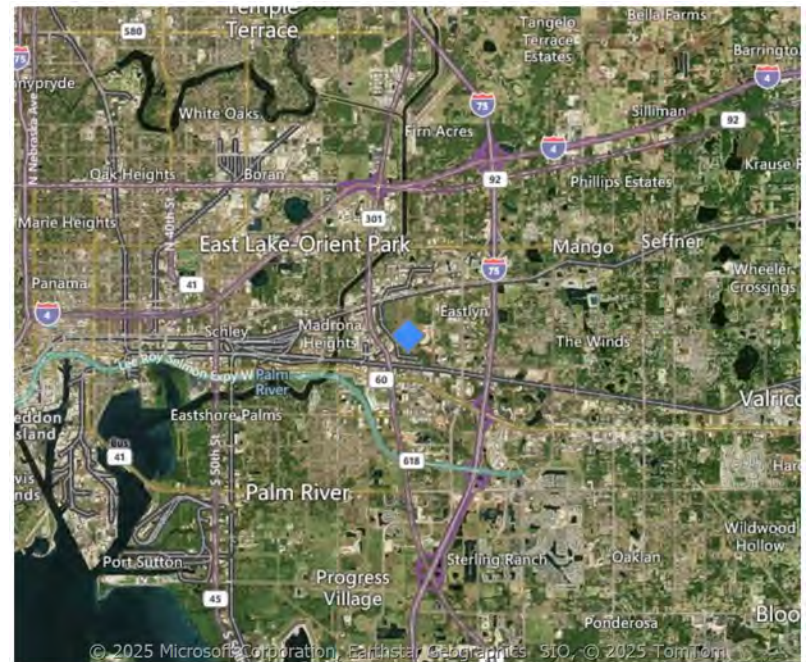


## 50070: High Service Pump Station Variable Frequency Drives

<b>Project Manager</b>	Eliana Lara
<b>Construction Manager</b>	Richard Menzies
<b>Status</b>	Professional Services Selection

### Project Location

Hillsborough County



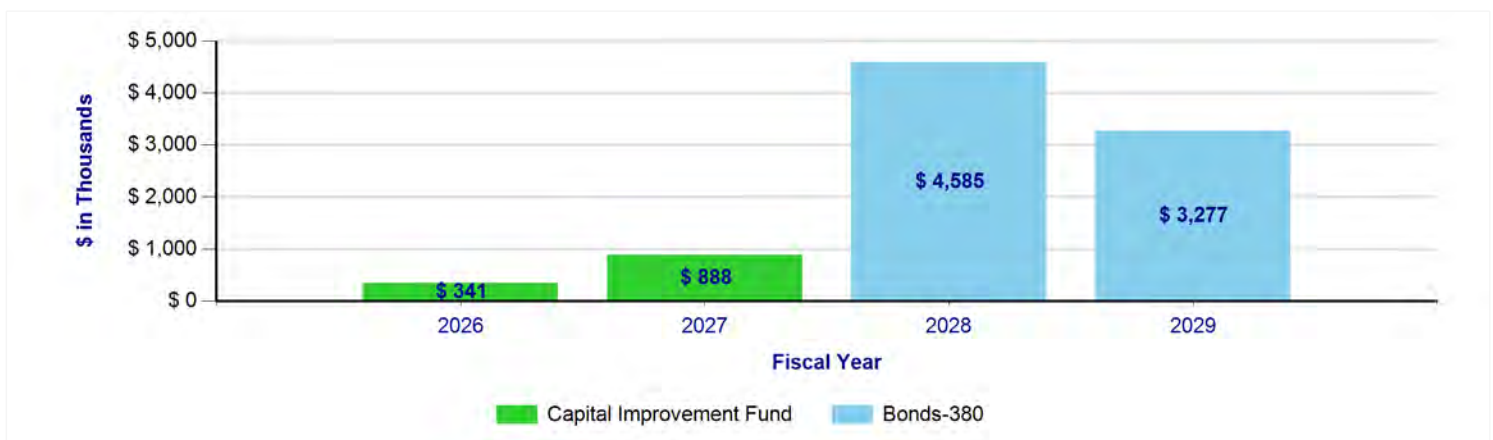
### Project Description

The purpose of this project is to replace four Variable Frequency Drives (VFDs) and refurbishment of two VFDs at the High Service Pump Station (HSPS) located in Hillsborough County. This project also includes refurbishment of two VFDs; replacement of Remote Terminal Unit (RTU) Programmable Logic Controllers (PLC) at the HSPS, and Repump Station (Two total).

Project Schedule		
Project Phase	Start Date	End Date
Planning	11/5/2024	2/10/2025
Professional Services Selection	2/11/2025	12/1/2025
Design	12/2/2025	11/9/2026
Bidding	10/29/2026	5/17/2027
Construction	5/18/2027	6/12/2029
Close-Out	6/13/2029	11/19/2029

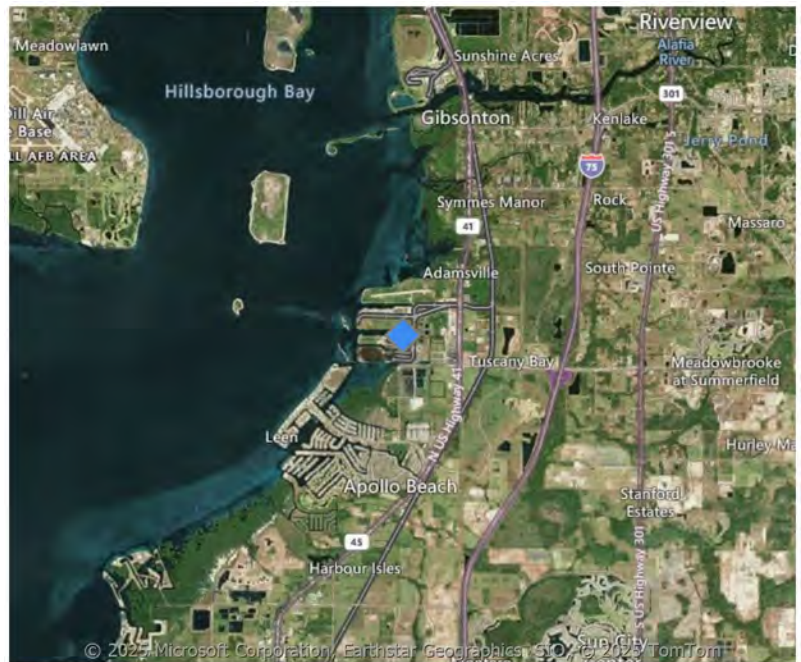
Project Budget by Project Phase	
Project Phase	Amount
Design	\$402,000
Bidding	\$29,000
Construction	\$8,660,000
<b>Total Budget</b>	<b>\$9,091,000</b>

### Expenditure Plan by Fiscal Year and Funding Source



<b>Project Manager</b>	Indigo Dunn
<b>Construction Manager</b>	Richard Menzies
<b>Status</b>	Professional Services Selection

**Project Location**  
Hillsborough County



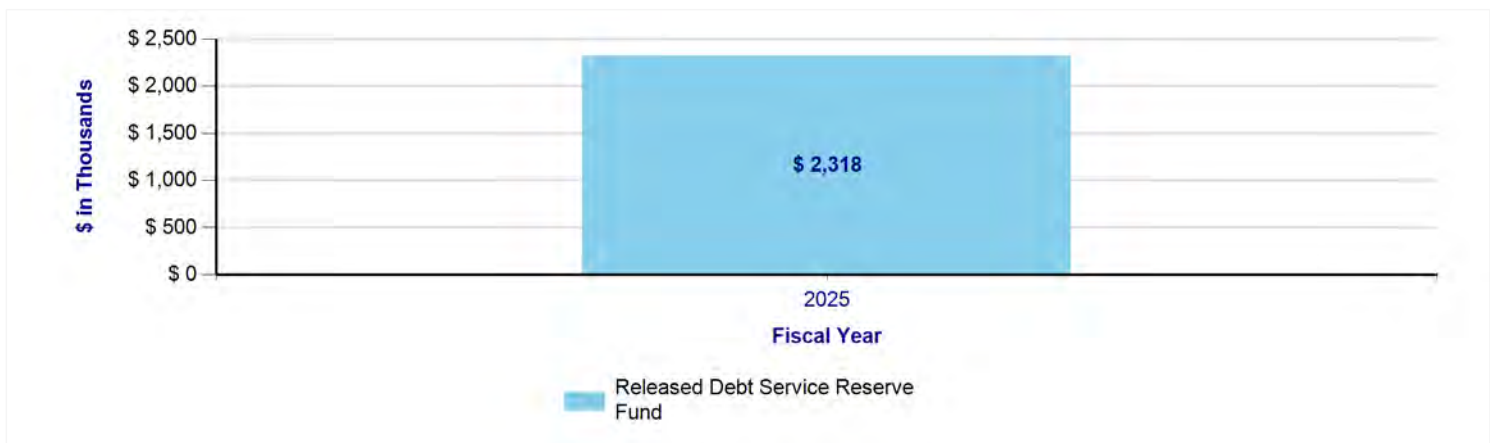
**Project Description**

This project is located at the Tampa Bay Seawater Desalination Water Treatment Plant (Desal WTP). The project will correct issues and shore up the Reverse Osmosis (RO) building's structural steel framing and roof structure while a design and permitting is completed for long-term improvements.

Project Schedule		
Project Phase	Start Date	End Date
Publishing	1/2/2025	5/19/2025
Planning	1/2/2025	2/17/2025
Professional Services Selection	2/18/2025	3/17/2025
Design	3/18/2025	3/24/2025
Bidding	3/25/2025	3/26/2025
Construction or Execution	3/27/2025	7/8/2025
Close-Out	7/9/2025	9/15/2025

Project Budget by Project Phase	
Project Phase	Amount
Construction or Execution	\$2,318,000
<b>Total Budget</b>	<b>\$2,318,000</b>

**Expenditure Plan by Fiscal Year and Funding Source**



THIS PAGE INTENTIONALLY LEFT BLANK

## Planning Phase Projects

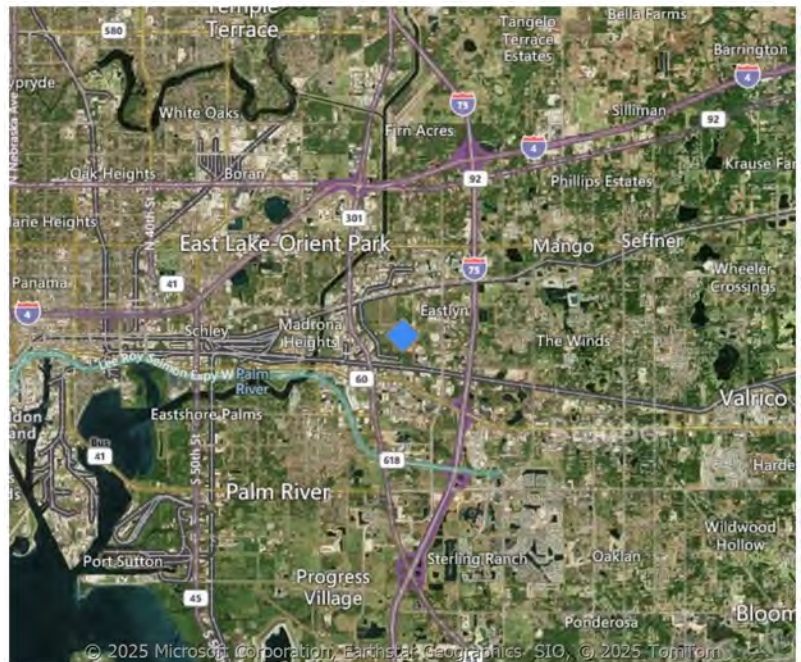
**Project No.    Project Name**

06321 : South Operations and Maintenance Building

THIS PAGE INTENTIONALLY LEFT BLANK

<b>Project Manager</b>	Karim Molina-Oyola
<b>Construction Manager</b>	
<b>Status</b>	Planning

**Project Location**  
Hillsborough County



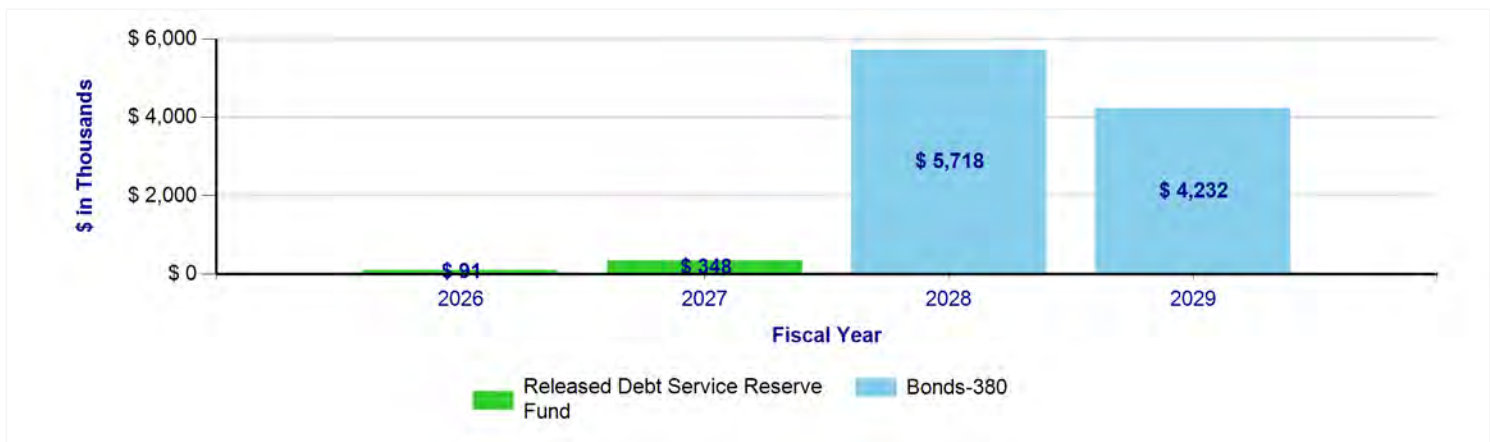
**Project Description**

This project is located at the Regional Facilities Site and includes: (1) construction of a new 3,000 square feet maintenance shop/office space; and (2) construction of a new 4,000 square feet warehouse facility. The project concept is to have a pre-engineered office building with a connected metal warehouse building (large enough to operate a forklift). The proposed office building footprint is intended to accommodate approximately 20 workspaces, entrance, restrooms.

Project Schedule		
Project Phase	Start Date	End Date
Planning	6/16/2025	6/29/2026
Design	6/29/2026	1/7/2028
Bidding	5/20/2027	1/3/2028
Construction	1/4/2028	4/23/2029
Close-Out	4/24/2029	8/20/2029

Project Budget by Project Phase	
Project Phase	Amount
Design	\$534,000
Construction	\$9,855,000
<b>Total Budget</b>	<b>\$10,389,000</b>

**Expenditure Plan by Fiscal Year and Funding Source**



THIS PAGE INTENTIONALLY LEFT BLANK

## Not Yet Started/Future Projects

<b>Project No.</b>	<b>Project Name</b>
01603	Cypress Creek WTP Yard Piping Valves, Drainage Improvements, Roads, and Security
01604	Eldridge-Wilde Wellfield Water Quality Treatment Improvements
01605	Morris Bridge Underground Powerline
01606	Section 21 Wellfield Pumps and Motors
01608	Tampa Bay Desalination Plant Concentrate Disposal
01612	South Hillsborough Wellfield
01614	Alafia Pump Station Motors and VFDs
03501	Cosme-Odesa Wellfield Water Quality Treatment Improvements
03502	Carrollwood-Northwest Hillsborough Water Quality Treatment Improvements
03503	Cypress Creek and Cross Bar Ranch Wellfields Water Quality Treatment Improvements
03504	Section 21 Wellfield Water Quality Treatment Improvements
03505	Brandon Urban Dispersed Wells-BUD 7 Water Quality Treatment Improvements
03506	Morris Bridge Water Quality Treatment Improvements
03507	Starkey WF Water Quality Improvements
03508	Surface Water Treatment Plant Water Quality Improvements
03509	Water Quality Study - Effluent Disposal
03510	Water Quality Study - Phase 2 Design Criteria Development
03511	Surface Water Treatment Plant Water Quality Pilot Study
03512	Brandon Urban Dispersed Wells-BUD 5 Water Quality Improvements
03600	Tampa Bay Desalination Plant - R&R Program
03700	Surface Water Treatment Plant - Renewal and Replacement Program - Phase II
03800	Surface Water Treatment Plant Renewal and Replacement Program - Phase III
06914	Cosme Collection Main - Utility Conflict
07005	South Pasco Water Quality Treatment, Storage and Pumping, Improvements
07007	Cypress Creek WTP Chemical System Upgrades
07061	South Pasco Wellfield Underground Commercial Powerline
07064	Ground Storage Tanks Fall Protection
07065	Maytum Vault Confined Space Removal
07070	Tampa Bypass Canal (MLK) Pumps
07100	Future-Information Technology-Placeholder
07543	Developmental Alternatives Phase 2
07544	Cypress Creek Pump Station Repump Improvements
07603	SCADA-Software Features
09010	Tampa Bay Desalination Upgrade/Replace PLC/SCADA System Study

**Project No.    Project Name**

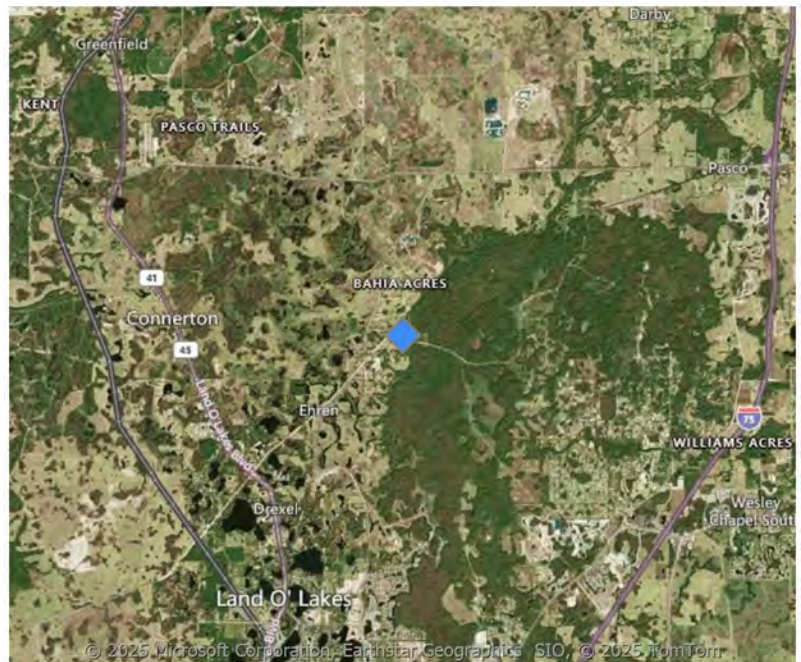
- 50022 : Morris Bridge Booster Station Pumps 1 and 2 Replacement
- 50023 : Starkey Wellfield Improvements
- 50041 : Northwest Hillsborough Wellfield Improvements
- 50042 : Cosme-Odessa Wellfield Improvements
- 50043 : Cypress Creek Wellfield Headwall Erosion Repair
- 50047 : Morris Bridge Chemical Piping Replacement
- 50056 : South Pasco Transmission Main Pipe Repair
- 50057 : Tampa Bay Desalination Plant Belt Filter Press Replacement
- 50058 : Tampa Bay Desalination Plant Piping Replacement
- 50059 : Harney Pump Station Pumps and Motors
- 50061 : Odessa Booster Station Pumps Replacement
- 50062 : Tampa Bay Desalination Pipeline Reliability - Phase 2
- 50063 : Brandon Urban Dispersed Wellfield Pumps and Motors Replacement
- 50069 : Repump Station Generator
- 50076 : C.W. Bill Young Regional Reservoir-Dissolved Air Lines Replacement
- 50079 : Clearwater Generator Replacement
- 50080 : Alkalinity Adjustment Facility Generator Replacement
- 50082 : Cypress Creek Medium Voltage Generator Control System Upgrade
- 52002 : Carrollwood Pumps and Motors
- 52003 : Lake Bridge Pumps and Motors

<b>Project Manager</b>	
<b>Construction Manager</b>	
<b>Status</b>	Not Yet Started

<b>Project Location</b>
Pasco County

**Project Description**

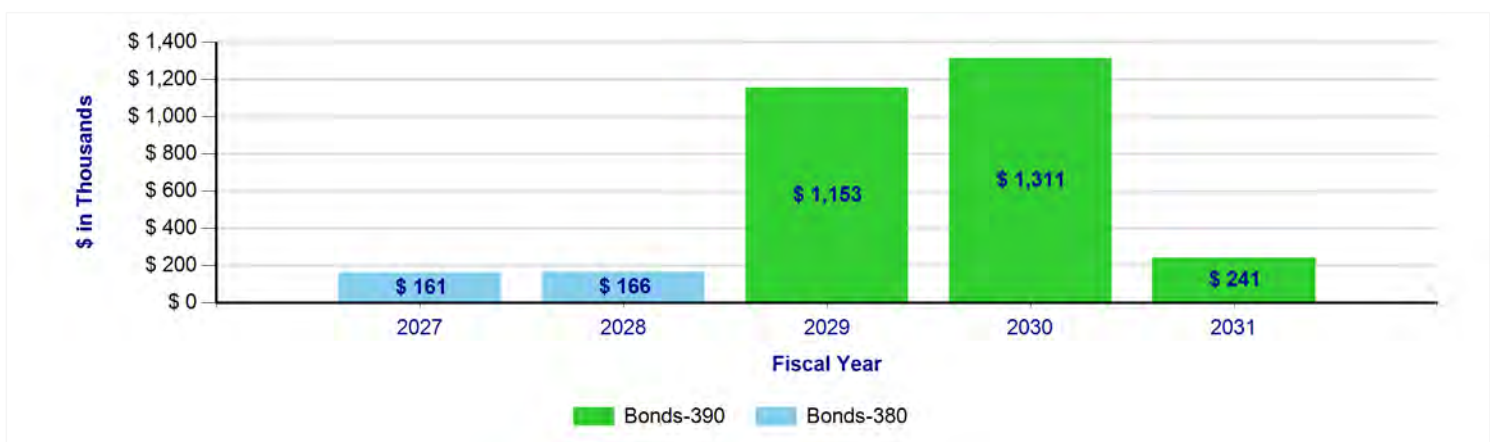
This project is located at the Cypress Creek Water Treatment Plant and includes the design and replacement of three 42-inch butterfly valves and design and construction of site drainage improvements, roads, and security upgrades.



Project Schedule		
Project Phase	Start Date	End Date
Planning	4/6/2026	7/10/2026
Professional Services Selection	7/13/2026	11/2/2026
Design	11/2/2026	3/17/2028
Bidding	3/20/2028	10/19/2028
Construction	10/20/2028	11/26/2030
Close-Out	11/27/2030	3/17/2031

Project Budget by Project Phase	
Project Phase	Amount
Design	\$251,000
Bidding	\$84,000
Construction	\$2,548,000
Close-Out	\$149,000
<b>Total Budget</b>	<b>\$3,032,000</b>

**Expenditure Plan by Fiscal Year and Funding Source**



<b>Project Manager</b>	
<b>Construction Manager</b>	
<b>Status</b>	Not Yet Started

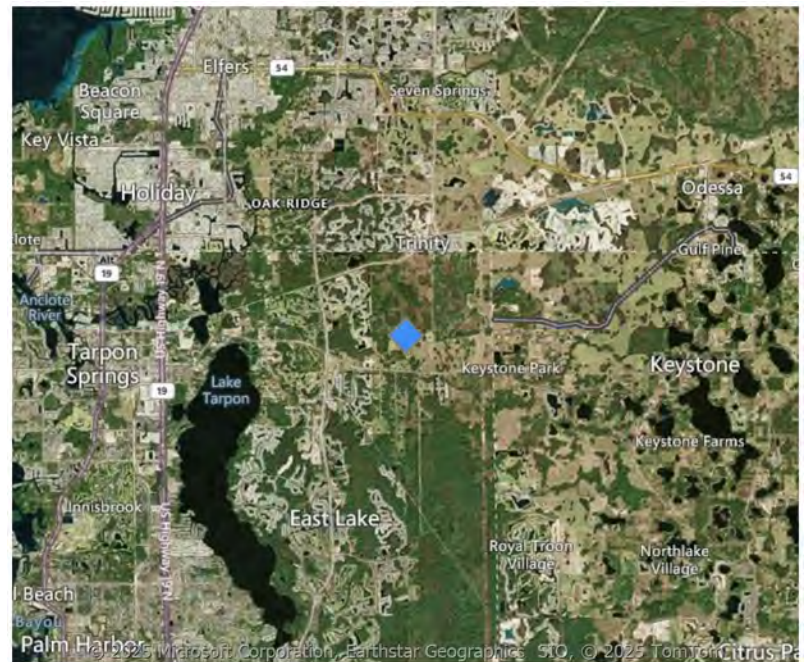
<b>Project Location</b>
Pinellas County

**Project Description**

This project will replace the existing Eldridge Wilde Hydrogen Sulfide Removal Facility with new technology to treat the groundwater from the Eldridge Wilde Wellfield. The new technologies include ozone treatment for hydrogen sulfide removal and Granular Activated Carbon (GAC) pressure filters to reduce the wellfield supply Total Organic Carbon (TOC) concentrations. As identified in the Regional Water Quality Study, the GAC filters may be a single or two stage process which will be further evaluated during the design phase of this project.

, while the existing Force Draft Aerators (FDAs) remain in service. Phase 2 would provide the treated ozonated supply to Pinellas County while the FDA system is removed and the GAC pressure filters are installed. Additional property and/or easements will be required from Pinellas County for this project.

The major FDA components to be removed includes the forced draft aeration towers and scrubber system components, the carbon dioxide storage tanks, vaporizers, feed control systems and carrier water pump, the sodium hypochlorite and sodium hydroxide storage tanks and associated metering pumps, control panels, and piping.



Project Schedule		
Project Phase	Start Date	End Date
Planning	2/3/2025	4/8/2025
Professional Services Selection	4/9/2025	2/19/2026
Design	12/1/2025	7/27/2027
Bidding	10/26/2026	5/31/2027
Construction	6/1/2027	6/19/2029
Close-Out	6/20/2029	10/15/2029

Project Budget by Project Phase	
Project Phase	Amount
Planning	\$93,000
Design	\$6,293,000
Bidding	\$6,767,600
Construction	\$53,351,400
Close-Out	\$186,000
<b>Total Budget</b>	<b>\$66,691,000</b>

**Expenditure Plan by Fiscal Year and Funding Source**

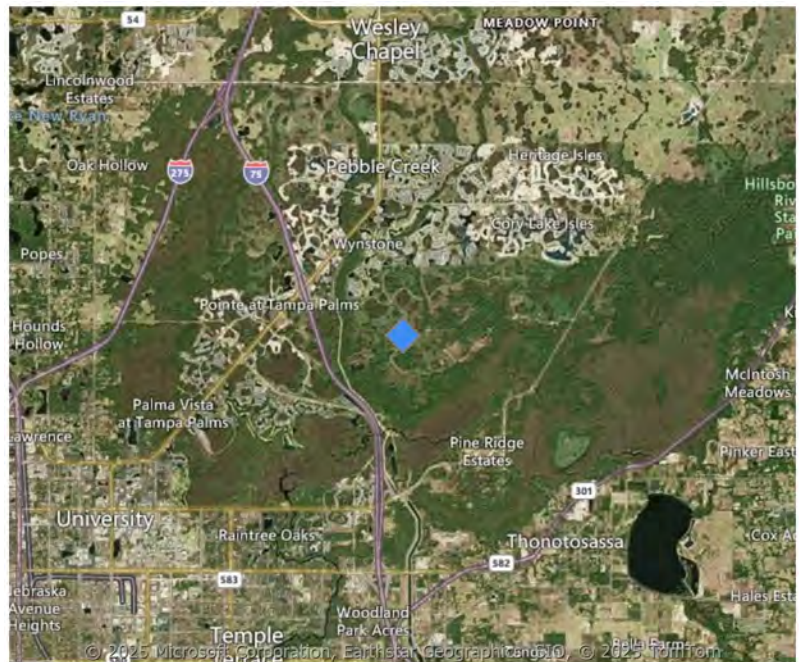


<b>Project Manager</b>	
<b>Construction Manager</b>	
<b>Status</b>	Not Yet Started

<b>Project Location</b>
Hillsborough County

**Project Description**

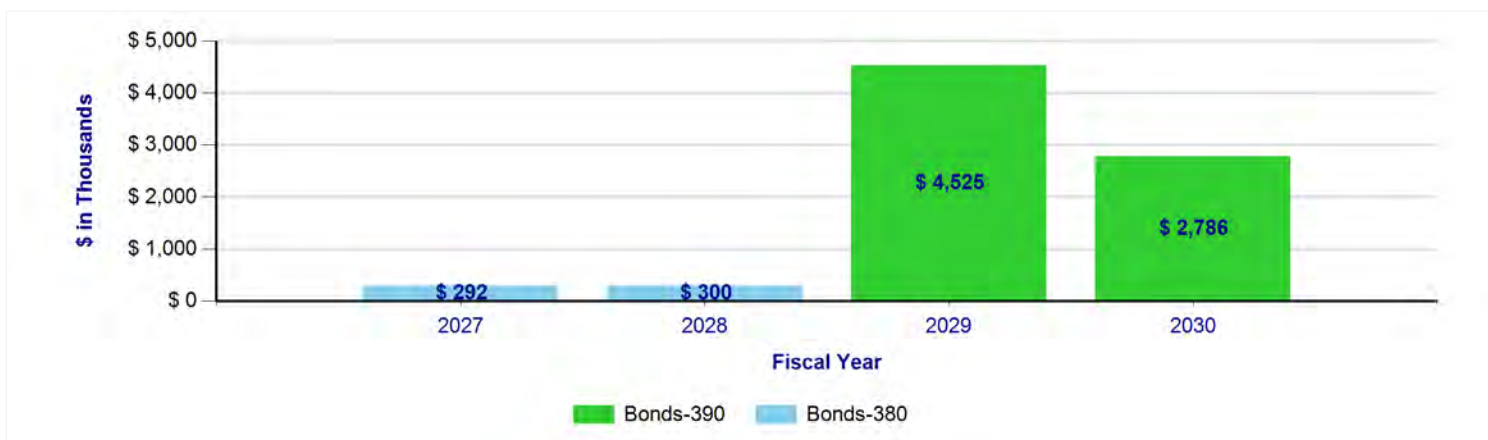
This project will replace approximately 15,000 linear feet of damage distribution cabling at the Morris Bridge Wellfield. The project will also replace the switchgear, SCADA, and associated fuel tanks and medium voltage switch.



Project Schedule		
Project Phase	Start Date	End Date
Planning	2/9/2026	5/15/2026
Professional Services Selection	5/18/2026	1/4/2027
Design	1/4/2027	3/23/2028
Bidding	3/24/2028	10/30/2028
Construction	10/31/2028	1/8/2030
Close-Out	1/9/2030	5/20/2030

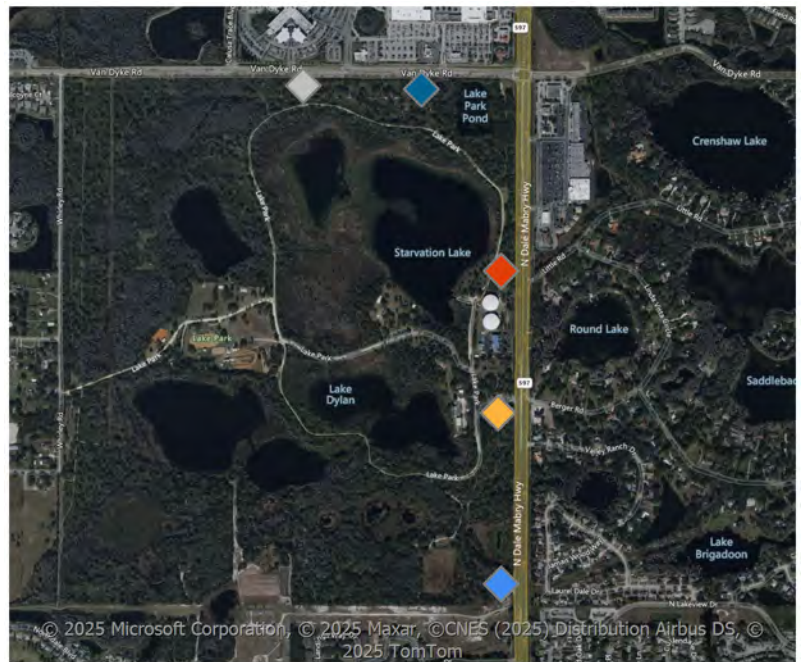
Project Budget by Project Phase	
Project Phase	Amount
Design	\$504,000
Bidding	\$101,000
Construction	\$6,138,000
Close-Out	\$1,159,000
<b>Total Budget</b>	<b>\$7,902,000</b>

**Expenditure Plan by Fiscal Year and Funding Source**



<b>Project Manager</b>	
<b>Construction Manager</b>	
<b>Status</b>	Not Yet Started

**Project Location**  
Hillsborough County



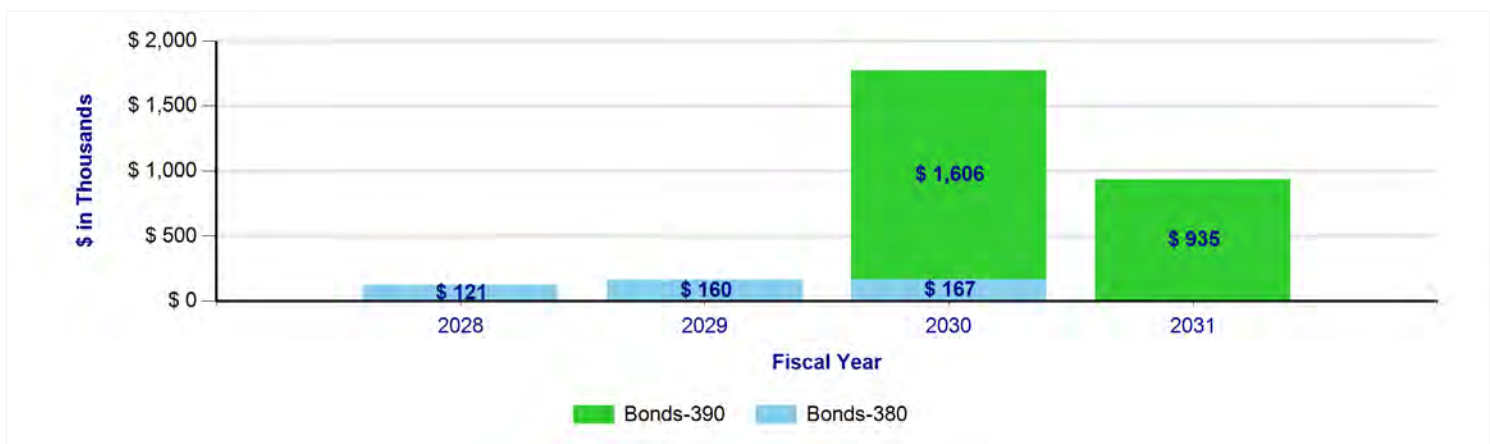
**Project Description**

This project will replace pumps and motors of five wells within the Section 21 wellfield, in Lake Park. The pumps were originally built to pump to the Cosme Water Treatment Plant, but now pump to Lake Park. This reduces the required discharge head on the pumps, so motors will be downsized to account for these new operating conditions. The improvements will strengthen system reliability while reducing energy consumption and maintenance.

Project Schedule		
Project Phase	Start Date	End Date
Planning	8/2/2027	11/5/2027
Professional Services Selection	11/8/2027	3/6/2028
Design	3/6/2028	4/17/2029
Bidding	4/18/2029	11/20/2029
Construction	11/21/2029	3/12/2031
Close-Out	3/13/2031	7/21/2031

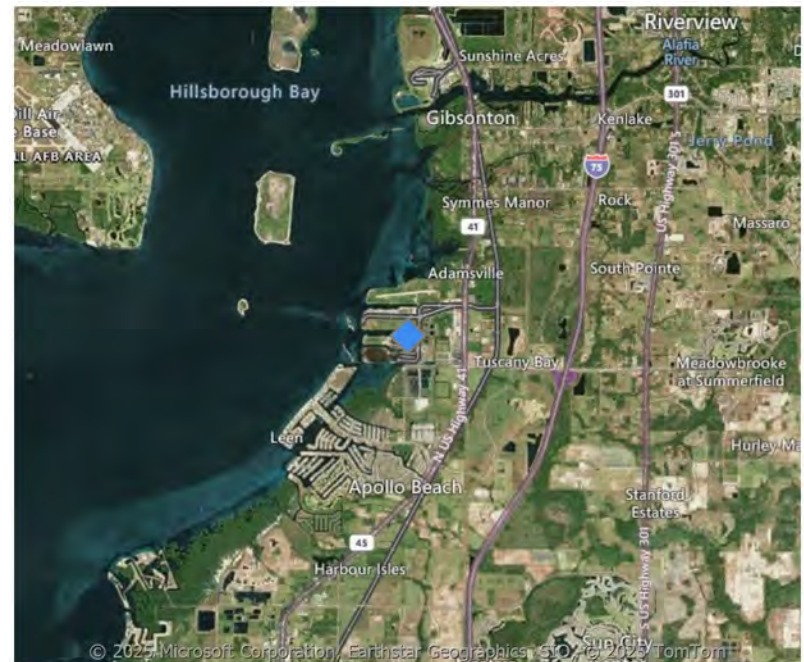
Project Budget by Project Phase	
Project Phase	Amount
Bidding	\$34,000
Construction	\$2,700,000
Engineering Services	\$255,000
<b>Total Budget</b>	<b>\$2,989,000</b>

**Expenditure Plan by Fiscal Year and Funding Source**



<b>Project Manager</b>	
<b>Construction Manager</b>	
<b>Status</b>	Not Yet Started

**Project Location**  
Hillsborough County



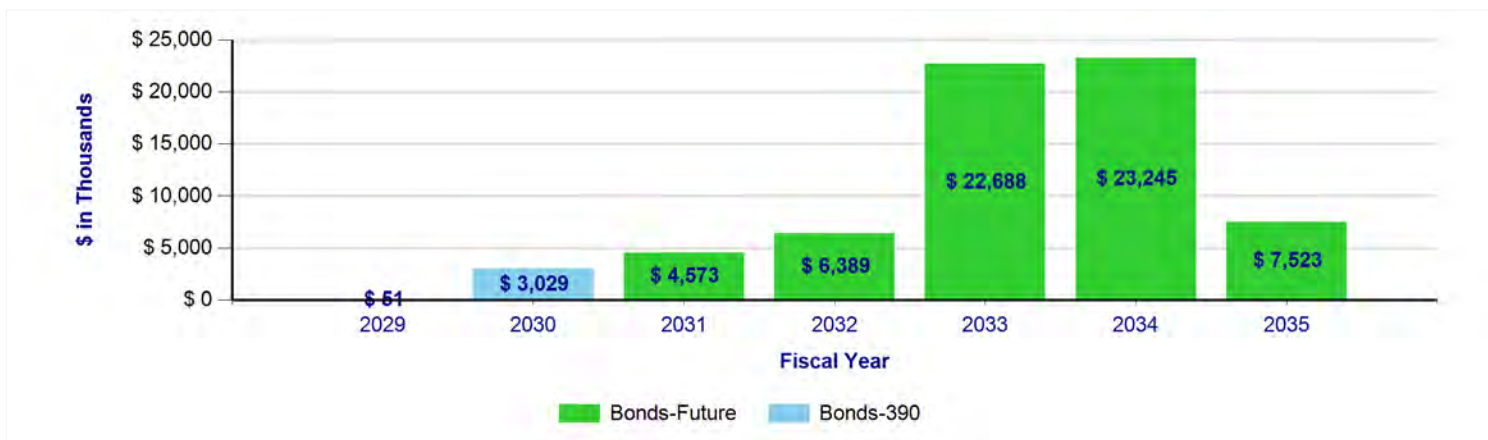
**Project Description**

The project is located at Tampa Bay Seawater Desalination Plant located approximately 500 yds north of the Tampa Electric Company (TECO) Big Bend Power Station and involves construction of an alternative or supplemental reverse osmosis (RO) concentrate disposal system, including consideration of a Deep Injection Well (DIW) system or the addition of a new concentrate discharge pipeline and outlet into the bay (Ocean Outfall Diffuser/Bay Discharge System).

Project Schedule		
Project Phase	Start Date	End Date
Publishing	12/2/2022	5/15/2023
Planning	1/24/2029	4/10/2029
Professional Services Selection	4/11/2029	12/31/2029
Design	1/1/2030	10/3/2031
Bidding	10/4/2031	4/20/2032
Construction or Execution	4/21/2032	12/13/2034
Close-Out	12/14/2034	4/16/2035

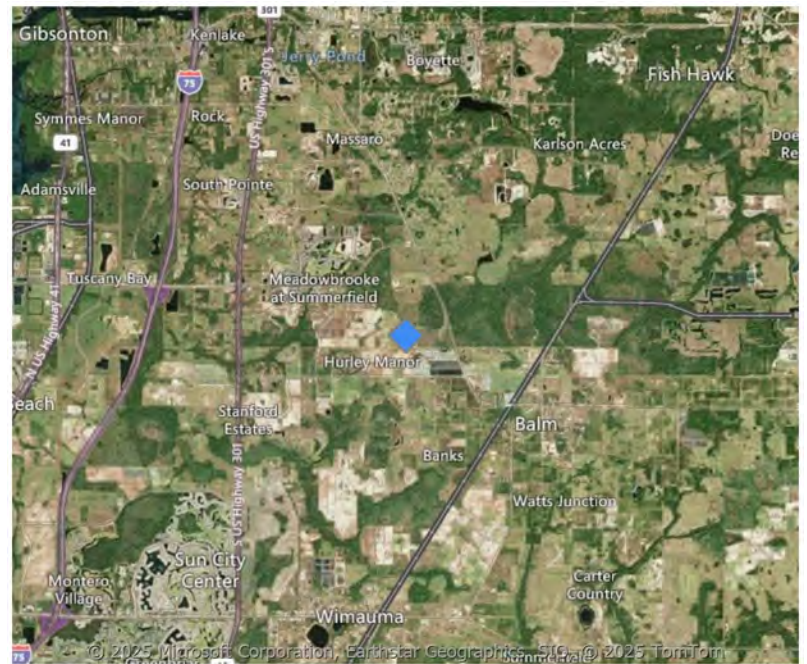
Project Budget by Project Phase	
Project Phase	Amount
Planning	\$51,000
Design	\$7,655,000
Bidding	\$507,000
Construction or Execution	\$56,517,000
Close-Out	\$2,768,000
<b>Total Budget</b>	<b>\$67,498,000</b>

**Expenditure Plan by Fiscal Year and Funding Source**



<b>Project Manager</b>	
<b>Construction Manager</b>	
<b>Status</b>	Not Yet Started

**Project Location**  
Hillsborough County



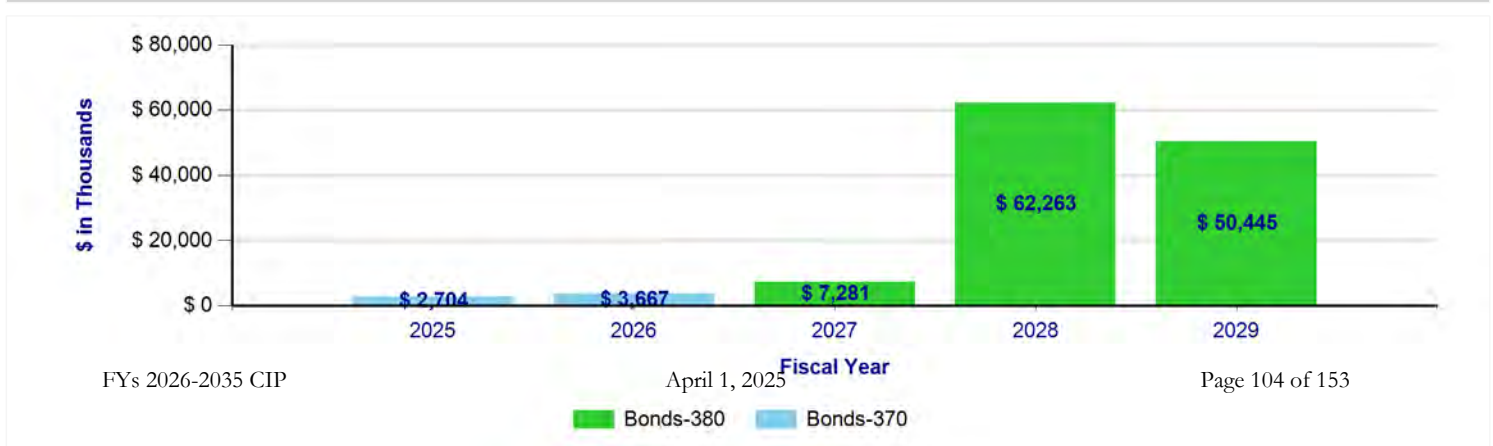
**Project Description**

The South Hillsborough Wellfield project involves designing and constructing a new fresh groundwater wellfield and associated treatment facilities and includes in southern Hillsborough County. A water use permit must be obtained based on providing evidence of a net-benefit to the aquifer associated with concurrently operating a reclaimed water aquifer recharge system to the west of the production wellfield. The aquifer recharge system would be used to generate credits to withdraw a certain quantity of fresh groundwater from a new production wellfield located further inland of the aquifer recharge wells. The supply would be treated at a new groundwater treatment plant that includes an ozone treatment process. The finished water supply would be delivered to the southern end of the proposed new South Hillsborough Pipeline. This project is a placeholder project and requires Tampa Bay Water's Board approval and requires and agreement with Hillsborough County for the long-term injection of reclaimed water in the County's South Hillsborough Aquifer Recharge Program (SHARP) Wells.

Project Schedule		
Project Phase	Start Date	End Date
Publishing	10/1/2023	5/20/2024
Planning	12/4/2023	7/21/2025
Professional Services Selection	6/26/2025	10/19/2026
Design	3/3/2026	2/25/2028
Bidding	5/5/2027	11/29/2027
Construction or Execution	2/4/2028	5/7/2029
Close-Out	5/8/2029	8/20/2029

Project Budget by Project Phase	
Project Phase	Amount
Planning	\$2,704,000
Professional Services Selection	\$428,000
Design	\$33,445,000
Bidding	\$257,000
Construction or Execution	\$85,453,000
Close-Out	\$4,073,000
<b>Total Budget</b>	<b>\$126,360,000</b>

**Expenditure Plan by Fiscal Year and Funding Source**

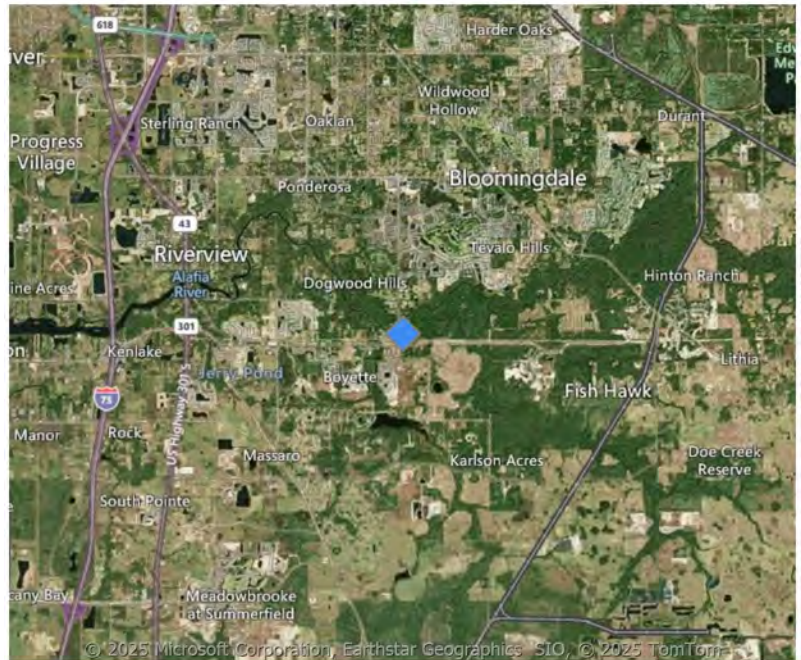


<b>Project Manager</b>	
<b>Construction Manager</b>	
<b>Status</b>	Not Yet Started

<b>Project Location</b>
Hillsborough County

**Project Description**

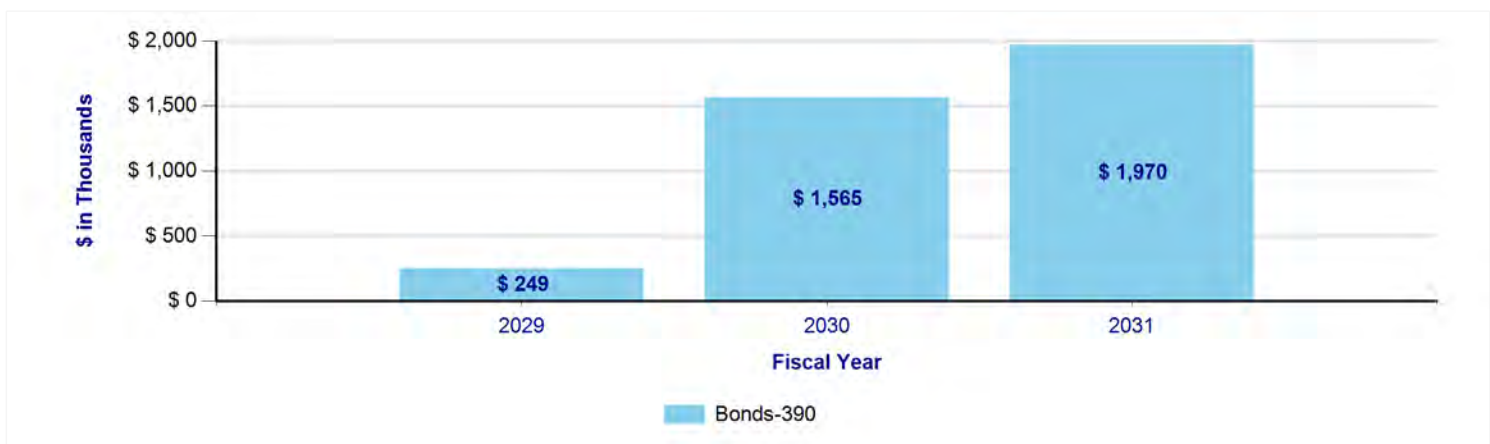
This project is located at the Alafia River Pump Station in Hillsborough County and includes the replacement of four 800 HP motors and variable frequency drives.



Project Schedule		
Project Phase	Start Date	End Date
Planning	6/1/2028	9/6/2028
Professional Services Selection	9/7/2028	12/4/2028
Design	12/4/2028	8/28/2029
Bidding	8/29/2029	4/1/2030
Construction	3/20/2030	3/19/2031
Close-Out	3/20/2031	5/28/2031

Project Budget by Project Phase	
Project Phase	Amount
Design	\$238,000
Bidding	\$72,000
Construction	\$3,474,000
<b>Total Budget</b>	<b>\$3,784,000</b>

**Expenditure Plan by Fiscal Year and Funding Source**

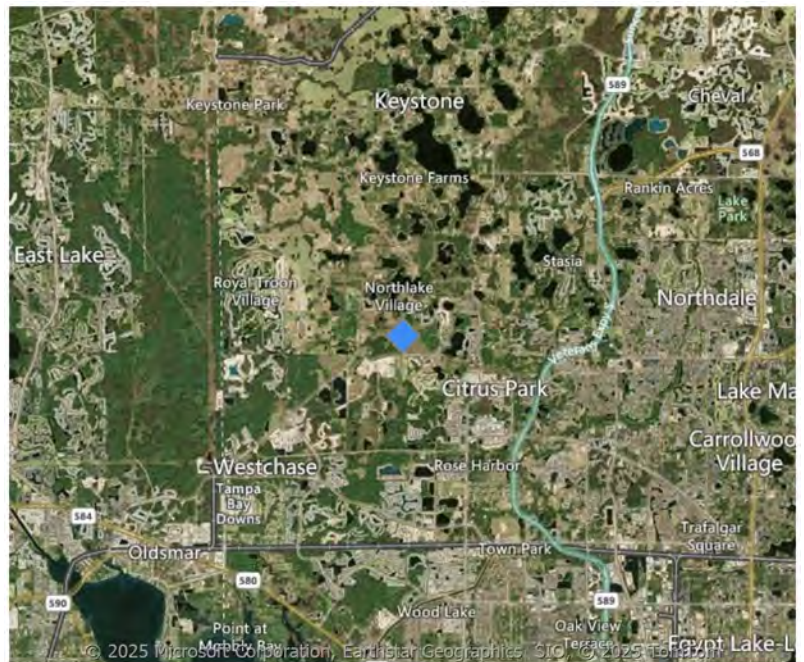


<b>Project Manager</b>	
<b>Construction Manager</b>	
<b>Status</b>	Not Yet Started

<b>Project Location</b>
Pasco County

**Project Description**

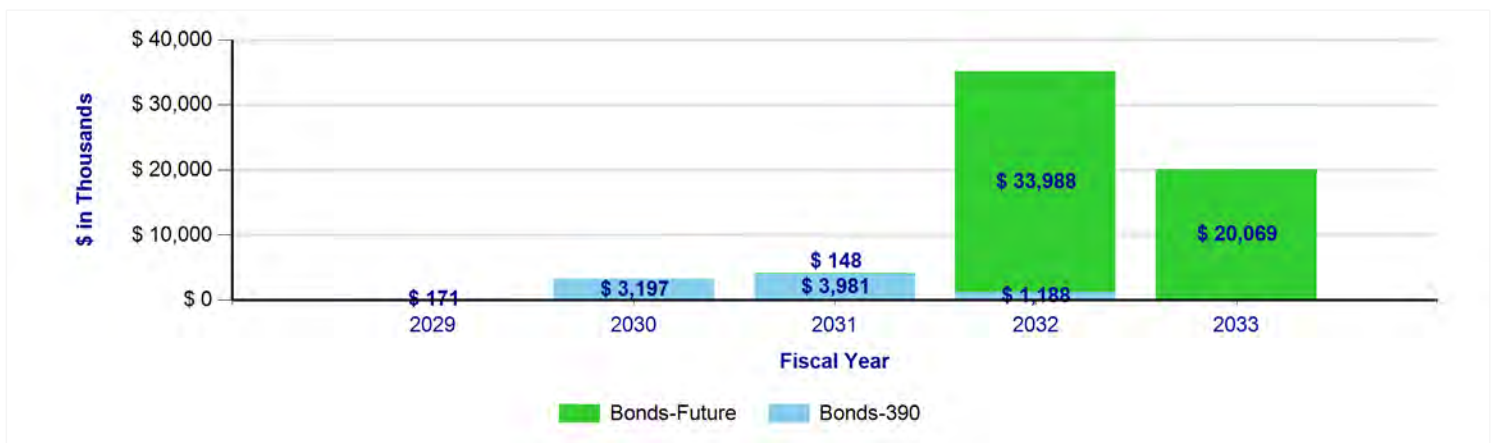
This project includes design, permitting and construction of new technology to treat the groundwater supplies from the Cosme-Odesa Wellfield and includes improving the water quality through implementation of Ozone-Granulated Activated Carbon technology for Total Organic Carbon (TOC) reduction.



Project Schedule		
Project Phase	Start Date	End Date
Publishing	12/2/2022	5/15/2023
Planning	6/4/2029	9/7/2029
Professional Services Selection	9/10/2029	6/20/2030
Design	4/29/2030	1/19/2032
Bidding	3/24/2031	11/3/2031
Construction or Execution	1/20/2032	1/18/2033
Close-Out	1/19/2033	5/16/2033

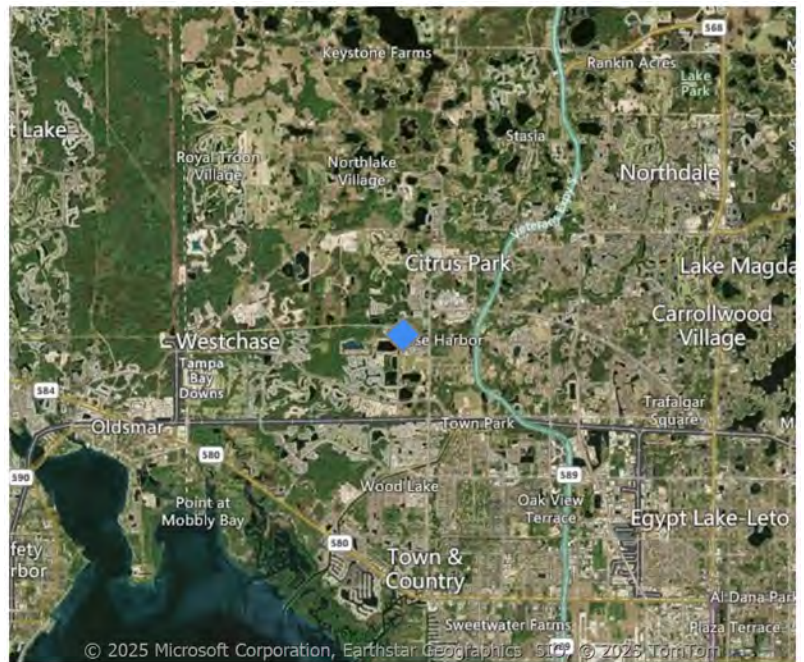
Project Budget by Project Phase	
Project Phase	Amount
Professional Services Selection	\$2,301,000
Design	\$6,236,000
Bidding	\$174,000
Construction or Execution	\$52,448,000
Close-Out	\$1,583,000
<b>Total Budget</b>	<b>\$62,742,000</b>

**Expenditure Plan by Fiscal Year and Funding Source**



<b>Project Manager</b>	
<b>Construction Manager</b>	
<b>Status</b>	Not Yet Started

**Project Location**  
Hillsborough County



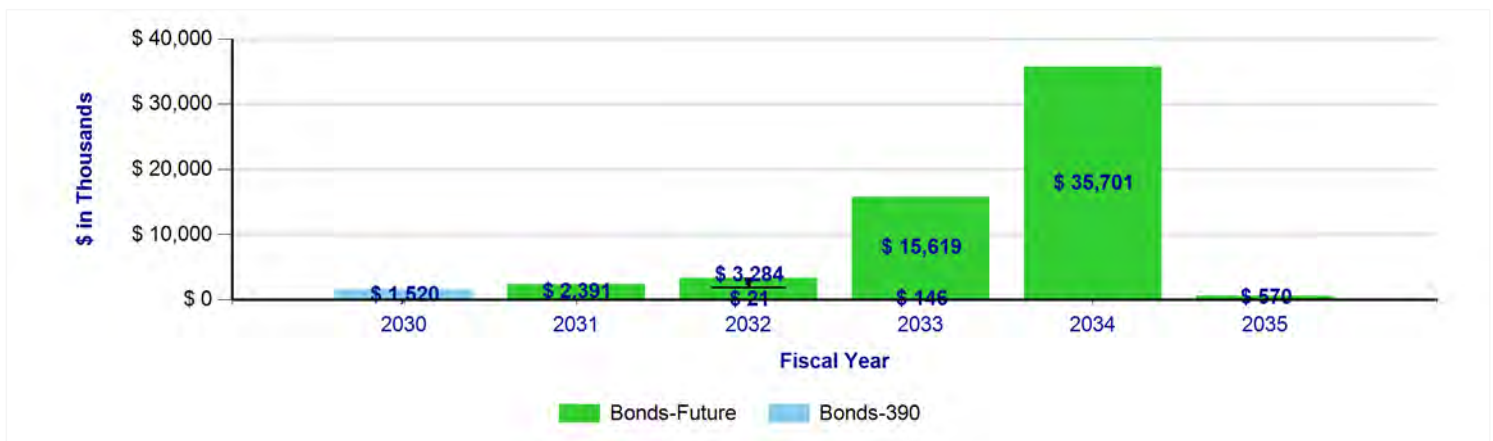
**Project Description**

The project is located at the Carrollwood (CAR) and North West Hillsborough Wellfield (Hillsborough County) and includes improving the water quality through implementation of Ozone-GAC technology for Total Organic Carbon (TOC) reduction at groundwater sources.

Project Schedule		
Project Phase	Start Date	End Date
Publishing	12/2/2022	5/15/2023
Planning	2/5/2030	5/13/2030
Professional Services Selection	5/14/2030	12/30/2030
Design	12/30/2030	9/3/2032
Bidding	9/6/2032	4/7/2033
Construction or Execution	3/23/2033	7/12/2034
Close-Out	7/13/2034	11/20/2034

Project Budget by Project Phase	
Project Phase	Amount
Planning	\$1,520,000
Design	\$5,675,000
Bidding	\$167,000
Construction or Execution	\$50,418,000
Close-Out	\$1,472,000
<b>Total Budget</b>	<b>\$59,252,000</b>

**Expenditure Plan by Fiscal Year and Funding Source**



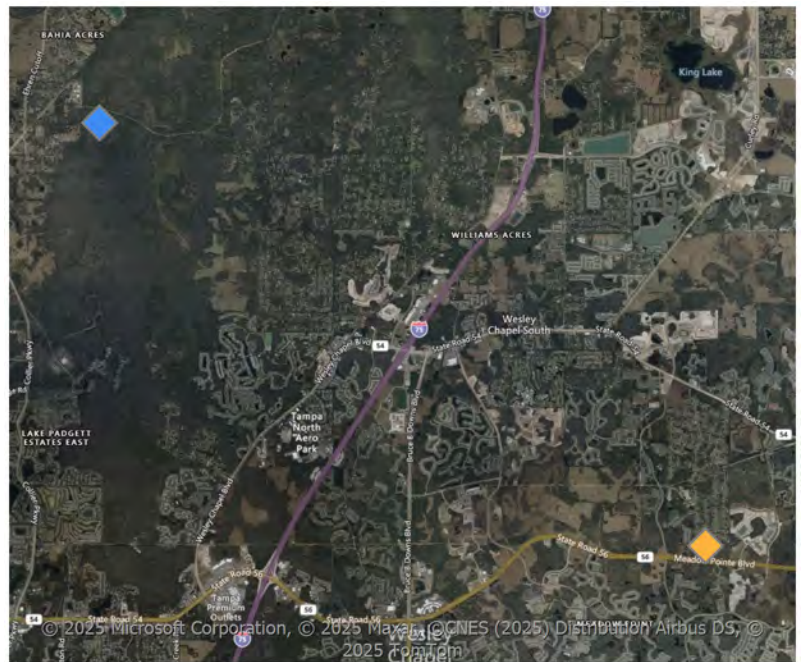
## 03503: Cypress Creek and Cross Bar Ranch Wellfields Water Quality Treatment Improvements

<b>Project Manager</b>	
<b>Construction Manager</b>	
<b>Status</b>	Not Yet Started

<b>Project Location</b>
Pasco County

### Project Description

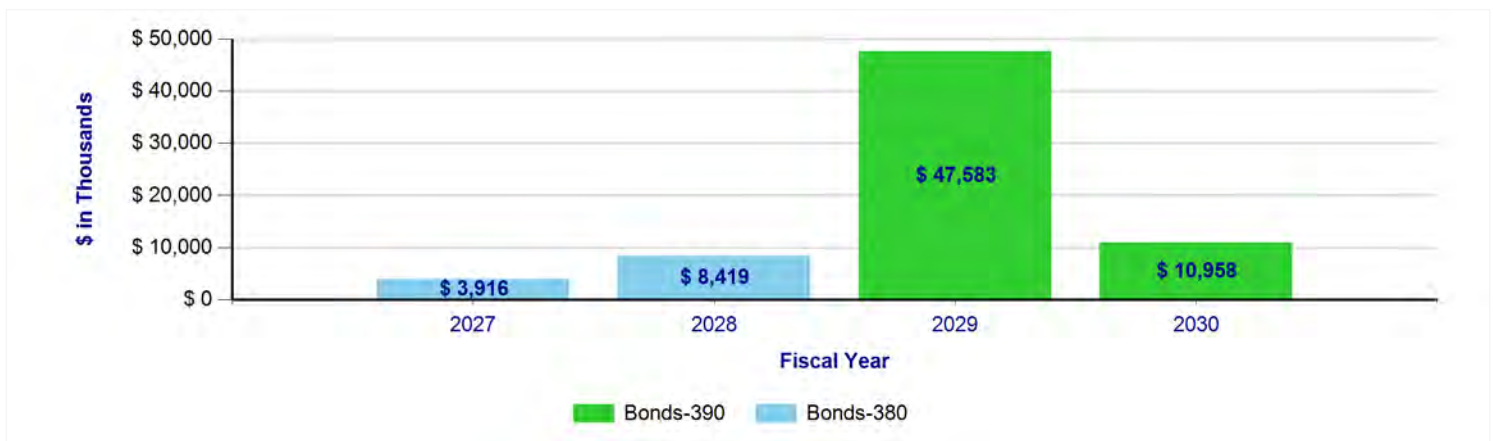
This project includes design, permitting and construction of new technology to treat the groundwater supplies from the Cross Bar and Cypress Creek wellfields. These technologies include Fixed Bed Ion Exchange to lower Total Organic Carbon concentrations and Greensand filters for removal of iron in the Cross Bar wellfield supply only. This project has some flexibility in design where each supply source could be treated independently, (i.e., Cross Bar on the north side of the facility and Cypress Creek on the south side), or with piping modifications to blend both supplies for treatment at a single location.



Project Schedule		
Project Phase	Start Date	End Date
Publishing	12/2/2022	5/15/2023
Planning	2/2/2026	3/17/2026
Professional Services Selection	3/18/2026	1/11/2027
Design	11/2/2026	7/17/2028
Bidding	9/27/2027	5/1/2028
Construction or Execution	7/18/2028	12/4/2029
Close-Out	12/5/2029	3/18/2030

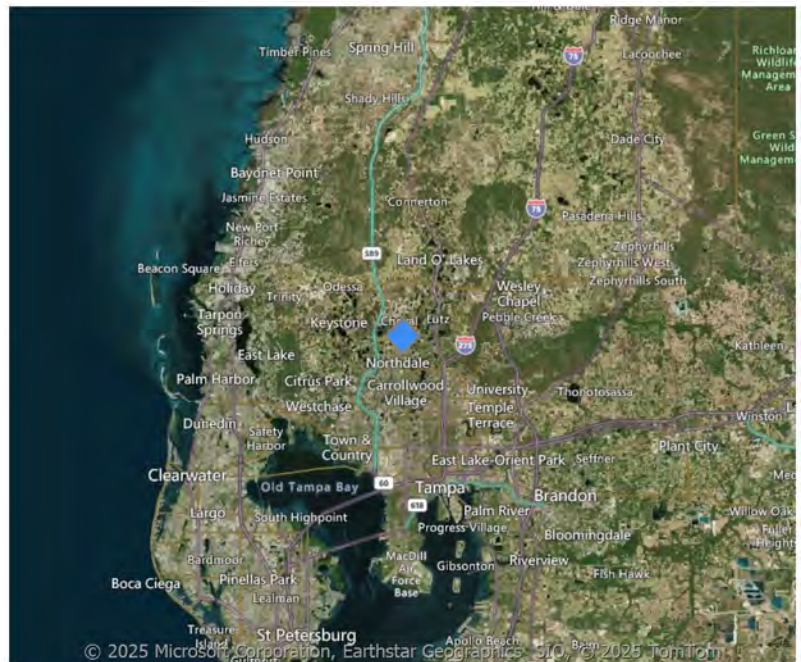
Project Budget by Project Phase	
Project Phase	Amount
Professional Services Selection	\$199,000
Design	\$7,330,000
Bidding	\$595,000
Construction or Execution	\$60,654,000
Close-Out	\$2,098,000
<b>Total Budget</b>	<b>\$70,876,000</b>

### Expenditure Plan by Fiscal Year and Funding Source



<b>Project Manager</b>	
<b>Construction Manager</b>	
<b>Status</b>	Not Yet Started

**Project Location**  
Hillsborough County



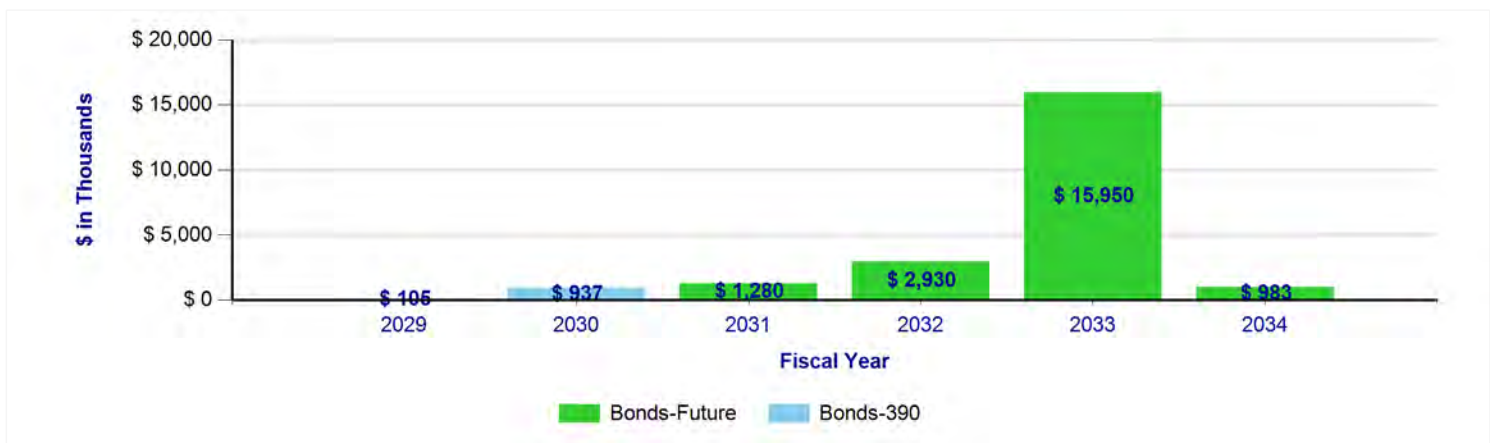
**Project Description**

The Section 21 Wellfield facility is located at the Lake Park WTP which was built in 1984 in Lutz in northern Hillsborough County. This project involves improving the water quality through implementation of Fixed-Bed Ion Exchange technology for Total Organic Carbon reduction at groundwater sources.

Project Schedule		
Project Phase	Start Date	End Date
Planning	2/5/2029	5/11/2029
Professional Services Selection	5/14/2029	12/31/2029
Design	12/31/2029	12/5/2031
Bidding	12/8/2031	6/22/2032
Construction or Execution	6/23/2032	10/12/2033
Close-Out	10/13/2033	1/16/2034
Publishing	12/2/2022	5/15/2023

Project Budget by Project Phase	
Project Phase	Amount
Professional Services Selection	\$174,000
Design	\$2,386,000
Bidding	\$126,000
Construction or Execution	\$19,011,000
Close-Out	\$489,000
<b>Total Budget</b>	<b>\$22,186,000</b>

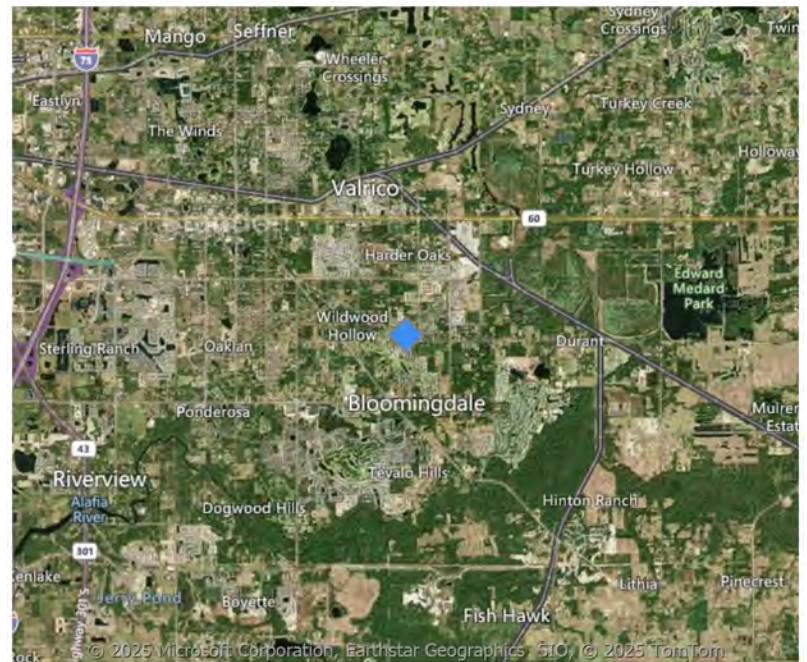
**Expenditure Plan by Fiscal Year and Funding Source**



**03505: Brandon Urban Dispersed Wells-BUD 7 Water Quality Treatment Improvements**

<b>Project Manager</b>	
<b>Construction Manager</b>	
<b>Status</b>	Not Yet Started

**Project Location**  
Hillsborough County



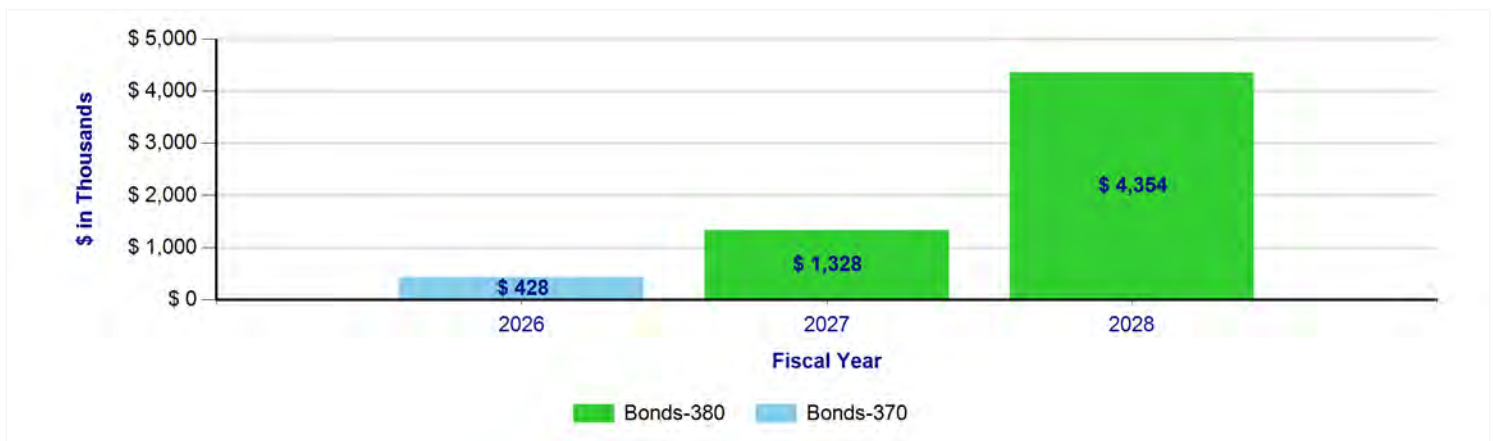
**Project Description**

This project includes implementation of an ion exchange water treatment facility at the Brandon Urban Dispersed Wellfield BUD 7 facility in Hillsborough County. This technology will improve quality of the facility's groundwater by reducing Per- and Polyfluoroalkyl Substances (PFAS.)

Project Schedule		
Project Phase	Start Date	End Date
Planning	2/3/2025	3/4/2025
Professional Services Selection	3/5/2025	2/2/2026
Design	11/4/2025	5/10/2027
Bidding	8/17/2026	3/1/2027
Construction or Execution	5/11/2027	7/27/2028
Close-Out	7/28/2028	11/20/2028
Publishing	12/2/2022	5/13/2023

Project Budget by Project Phase	
Project Phase	Amount
Design	\$769,000
Bidding	\$86,000
Construction or Execution	\$5,256,000
<b>Total Budget</b>	<b>\$6,111,000</b>

**Expenditure Plan by Fiscal Year and Funding Source**

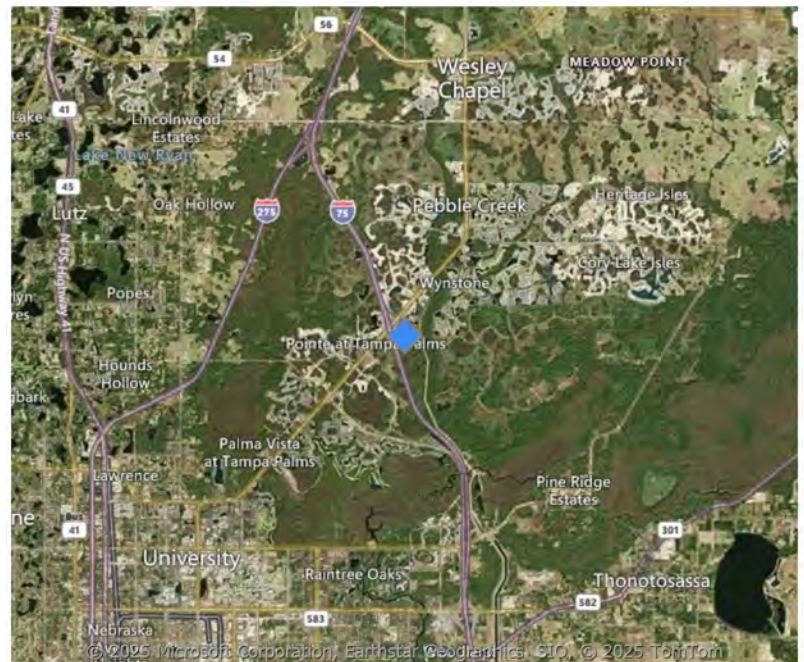


<b>Project Manager</b>	
<b>Construction Manager</b>	
<b>Status</b>	Not Yet Started

<b>Project Location</b>
Hillsborough County

**Project Description**

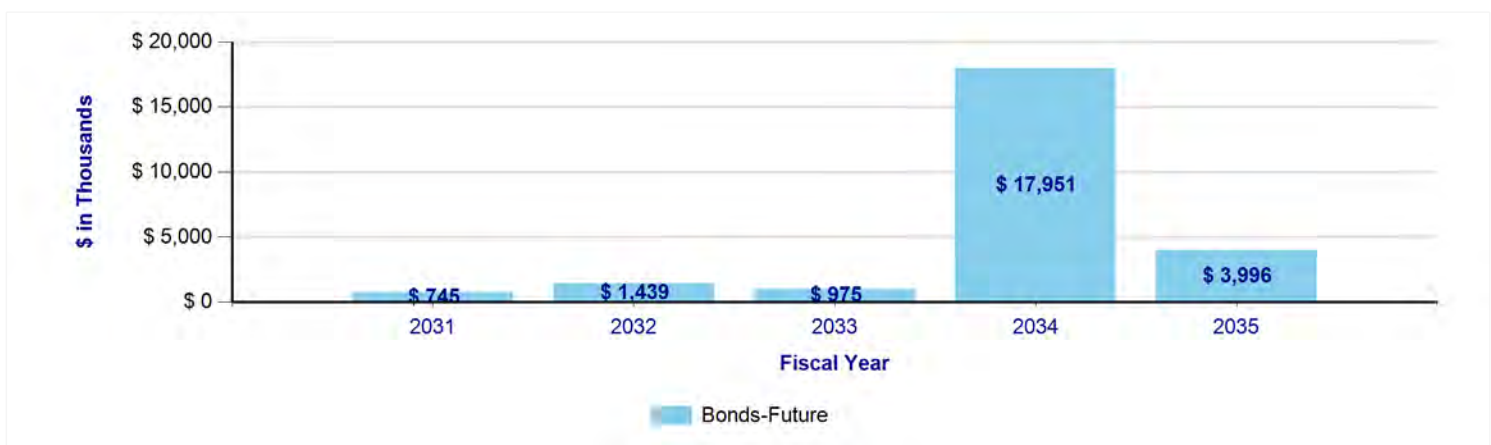
The Morris Bridge Water Treatment Plant (WTP) is located in New Tampa in northern Hillsborough County. This facility is capable of producing 30 million gallons per day (MGD) of potable water from the Morris Bridge Wellfield which supplies the Regional System and the City of Tampa. This project involves improving the water quality through the implementation of Fixed-Bed Ion Exchange (FBIX) technology for Total Organic Carbon (TOC) reduction at groundwater sources. The ion exchange concentrate flow is expected to be approximately 33 gallons per minute (gpm) (0.047 MGD) from this WTP when updated.



Project Schedule		
Project Phase	Start Date	End Date
Publishing	12/2/2022	5/13/2023
Planning	6/30/2030	9/6/2030
Professional Services Selection	9/9/2030	5/5/2031
Design	5/5/2031	2/4/2033
Bidding	2/7/2033	8/16/2033
Construction or Execution	8/17/2033	12/6/2034
Close-Out	12/7/2034	3/19/2035

Project Budget by Project Phase	
Project Phase	Amount
Professional Services Selection	\$346,000
Design	\$2,342,000
Bidding	\$138,000
Construction or Execution	\$21,673,000
Close-Out	\$608,000
<b>Total Budget</b>	<b>\$25,107,000</b>

**Expenditure Plan by Fiscal Year and Funding Source**

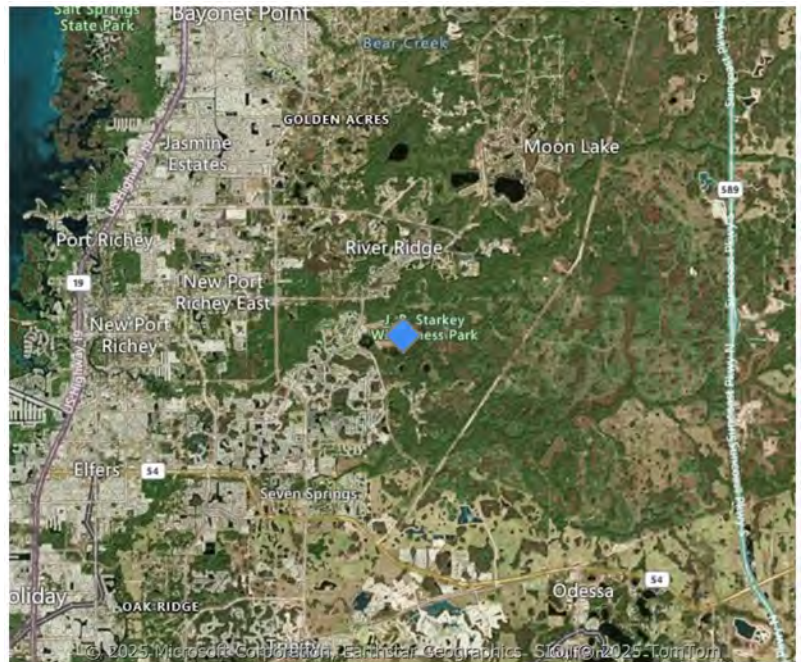


<b>Project Manager</b>	
<b>Construction Manager</b>	
<b>Status</b>	Not Yet Started

Project Location	
Other	

**Project Description**

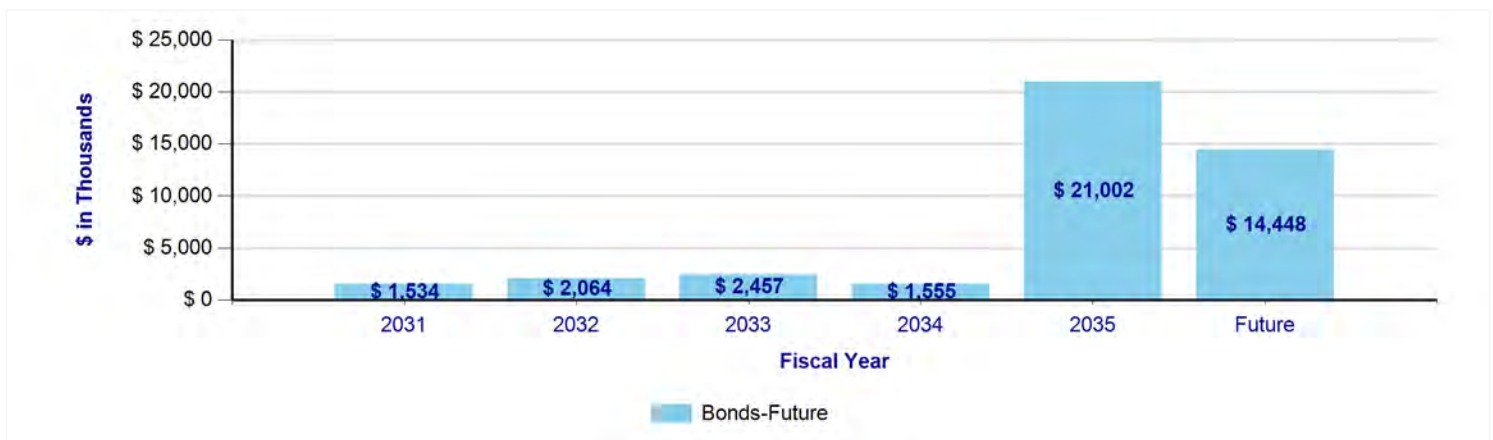
The project is located at the Starkey Wellfield (Identified as criticality level 3) and includes improving the water quality through implementation of Ozone-GAC technology.



Project Schedule		
Project Phase	Start Date	End Date
Publishing	12/2/2022	5/15/2023
Planning	12/2/2030	10/31/2031
Professional Services Selection	3/10/2031	11/3/2031
Design	11/3/2031	5/5/2034
Bidding	5/8/2034	11/21/2034
Construction or Execution	11/22/2034	3/12/2036
Close-Out	3/13/2036	7/21/2036

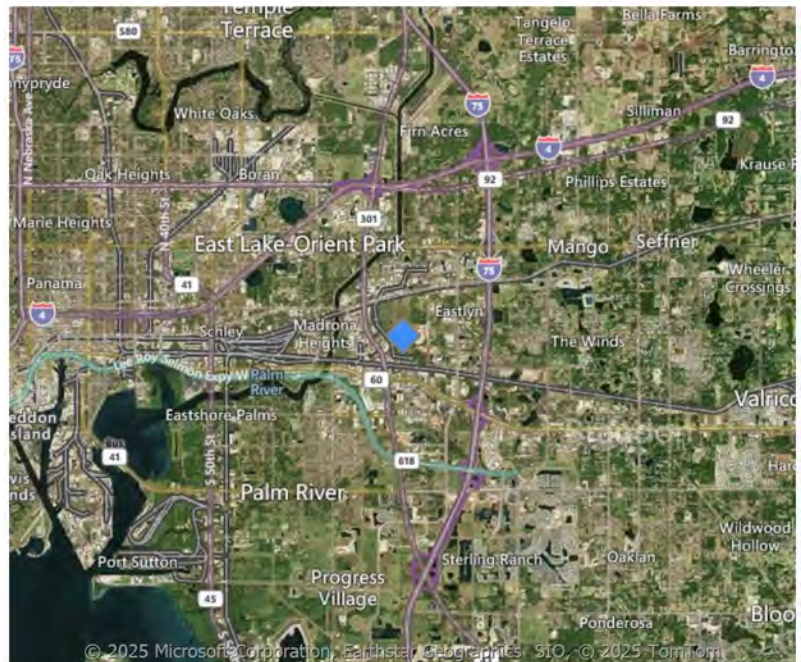
Project Budget by Project Phase	
Project Phase	Amount
Planning	\$1,736,500
Design	\$5,784,500
Bidding	\$133,000
Construction or Execution	\$34,410,000
Close-Out	\$997,000
<b>Total Budget</b>	<b>\$43,061,000</b>

**Expenditure Plan by Fiscal Year and Funding Source**



<b>Project Manager</b>	
<b>Construction Manager</b>	
<b>Status</b>	Not Yet Started

**Project Location**  
Hillsborough County



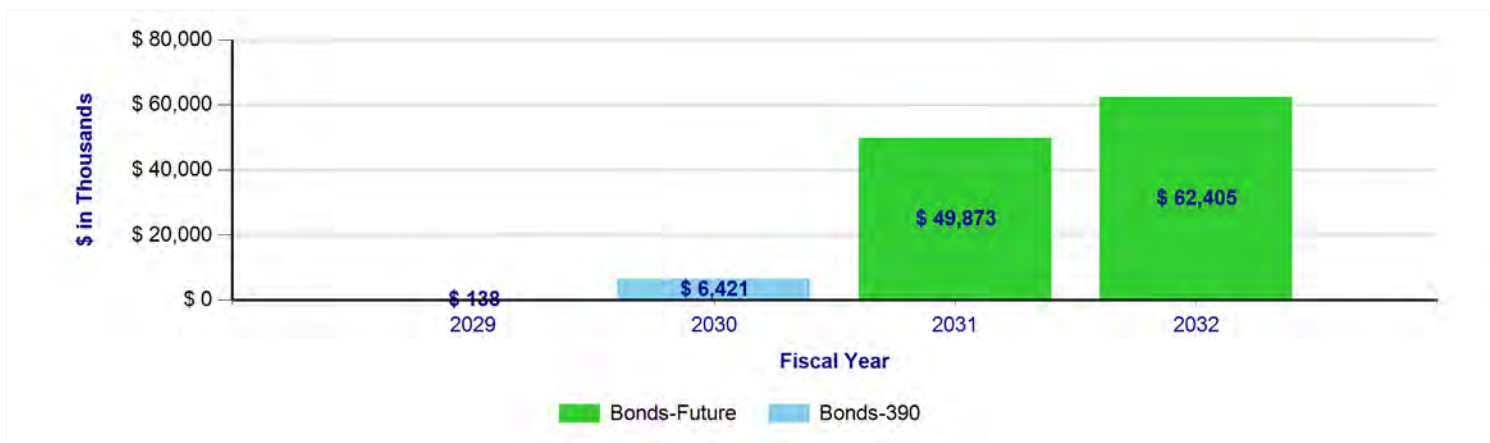
**Project Description**

This project includes design, permitting and construction of new technology to treat the raw water supply at the Surface Water Treatment Plant (SWTP) and includes improving the water quality using Suspended Ion Exchange (SIX) for Total Organic Carbon (TOC) reduction.

Project Schedule		
Project Phase	Start Date	End Date
Publishing	12/2/2022	5/15/2023
Planning	1/8/2029	4/6/2029
Professional Services Selection	4/9/2029	10/29/2029
Design	10/29/2029	6/6/2031
Bidding	6/6/2031	6/6/2031
Construction or Execution	5/6/2031	5/7/2032
Close-Out	5/10/2032	9/20/2032

Project Budget by Project Phase	
Project Phase	Amount
Planning	\$138,000
Design	\$23,209,150
Construction or Execution	\$95,146,850
Close-Out	\$343,000
<b>Total Budget</b>	<b>\$118,837,000</b>

**Expenditure Plan by Fiscal Year and Funding Source**



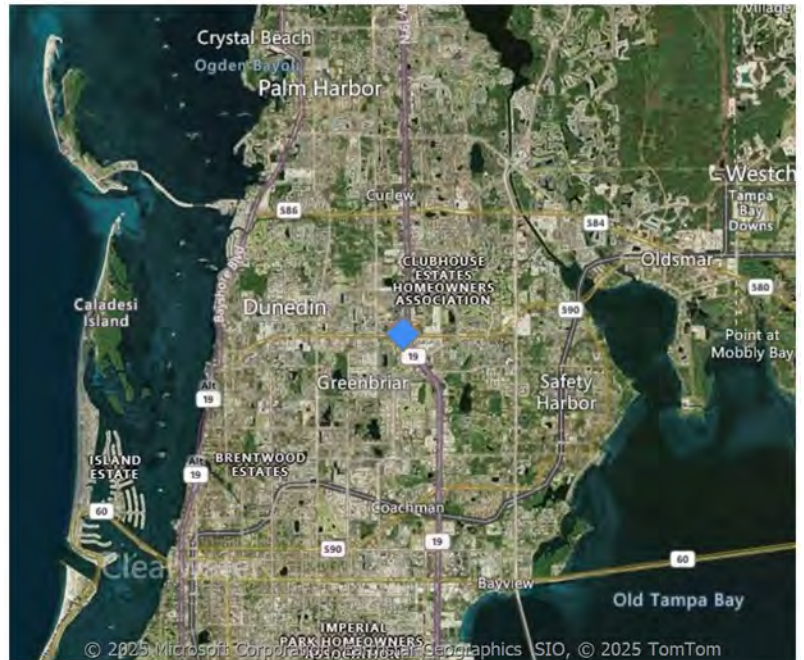
<b>Project Manager</b>	
<b>Construction Manager</b>	
<b>Status</b>	Not Yet Started

Project Location	
Other	

**Project Description**

The project involves conducting a study to evaluate various disposal options for Ion Exchange concentrate via injection wells at different Tampa Bay Water's treatment facilities.

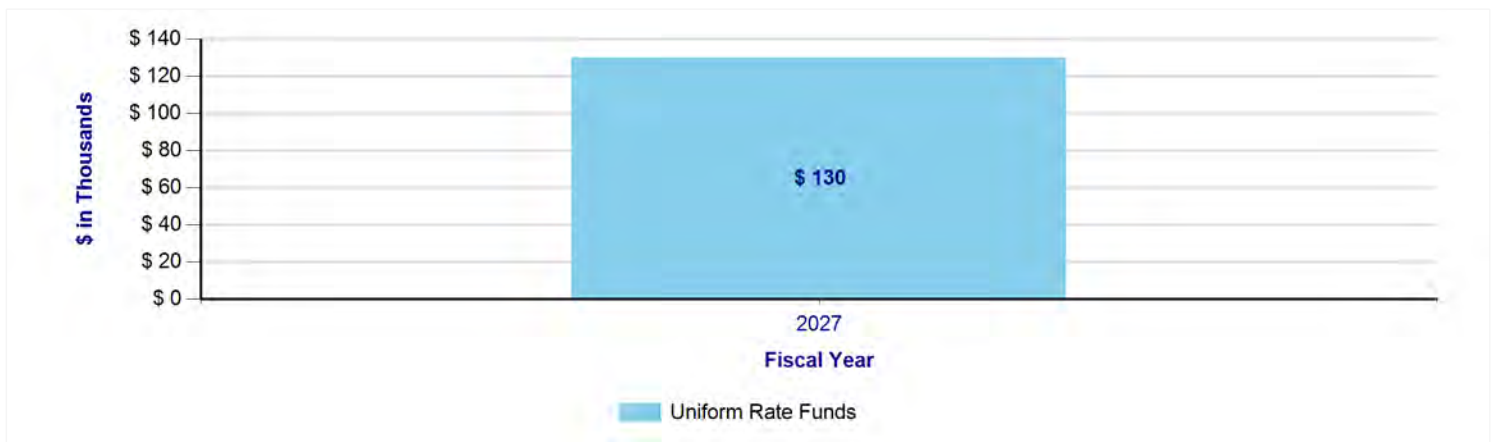
The general concentrate disposal options that will be considered are a) locating an injection well at each subject WTP, b) locating a central injection well at a WTP with higher concentrate flows and transporting concentrate from other subject WTPs with lower concentrate flows to the central injection well or c) considering the potential to utilize an existing permitted well as a cost saving option over constructing a new injection well for a specific WTP.



Project Schedule		
Project Phase	Start Date	End Date
Publishing	12/2/2022	5/13/2023
Planning	5/11/2026	7/21/2026
Professional Services Selection	7/22/2026	10/19/2026
Construction or Execution	10/20/2026	9/29/2027
Close-Out	9/28/2027	1/24/2028

Project Budget by Project Phase	
Project Phase	Amount
Engineering Services	\$130,000
<b>Total Budget</b>	<b>\$130,000</b>

**Expenditure Plan by Fiscal Year and Funding Source**

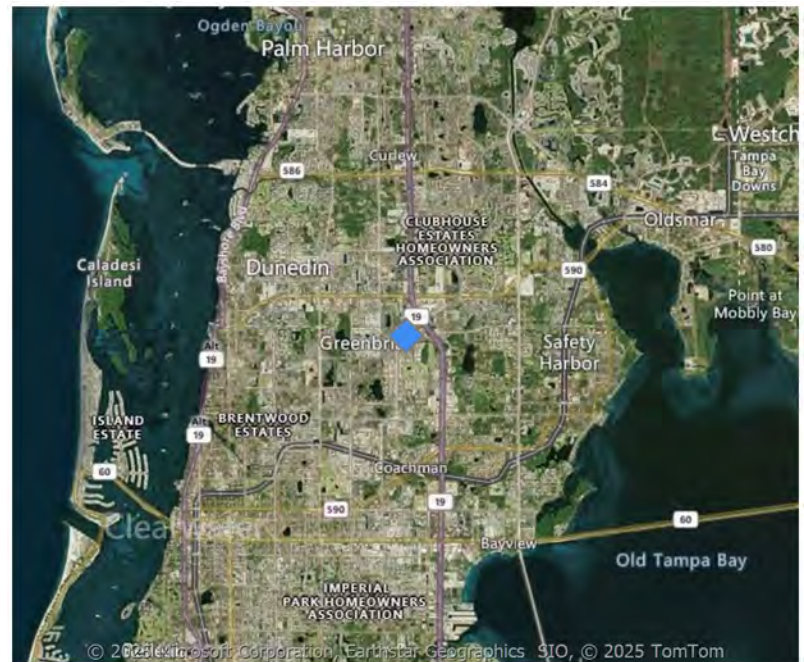


<b>Project Manager</b>	
<b>Construction Manager</b>	
<b>Status</b>	Not Yet Started

<b>Project Location</b>	
Multiple	

**Project Description**

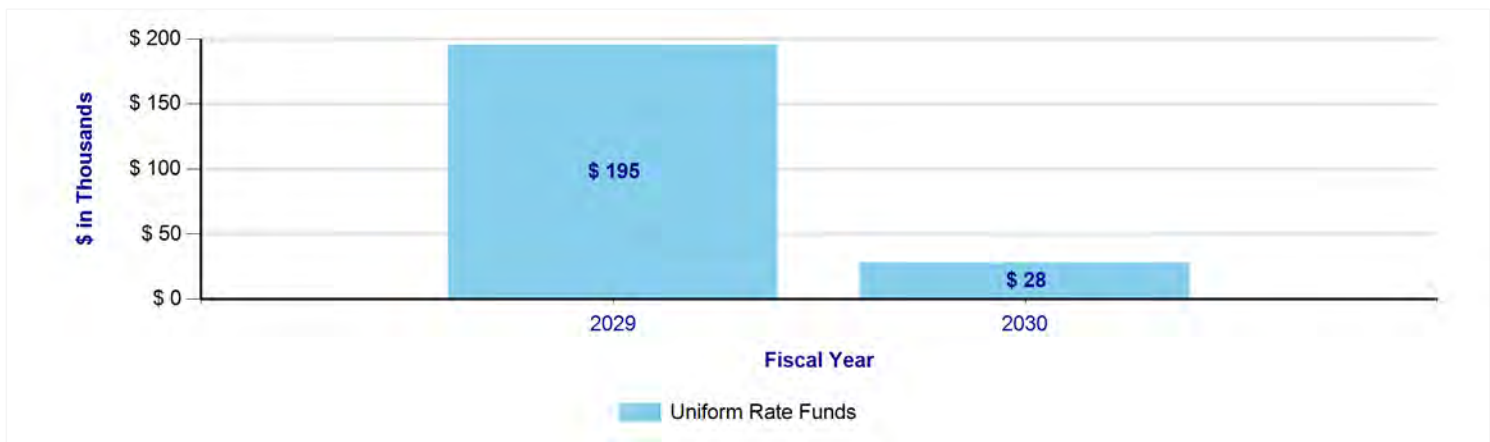
This project involves developing the design criteria for the Phase 2 of the Regional Water Quality Study.



<b>Project Schedule</b>		
<b>Project Phase</b>	<b>Start Date</b>	<b>End Date</b>
Publishing	12/2/2022	5/13/2023
Planning	6/5/2028	8/18/2028
Professional Services Selection	8/21/2028	12/4/2028
Construction or Execution	12/5/2028	11/1/2029
Close-Out	11/2/2029	1/21/2030

<b>Project Budget by Project Phase</b>	
<b>Project Phase</b>	<b>Amount</b>
Construction or Execution	\$223,000
<b>Total Budget</b>	<b>\$223,000</b>

**Expenditure Plan by Fiscal Year and Funding Source**

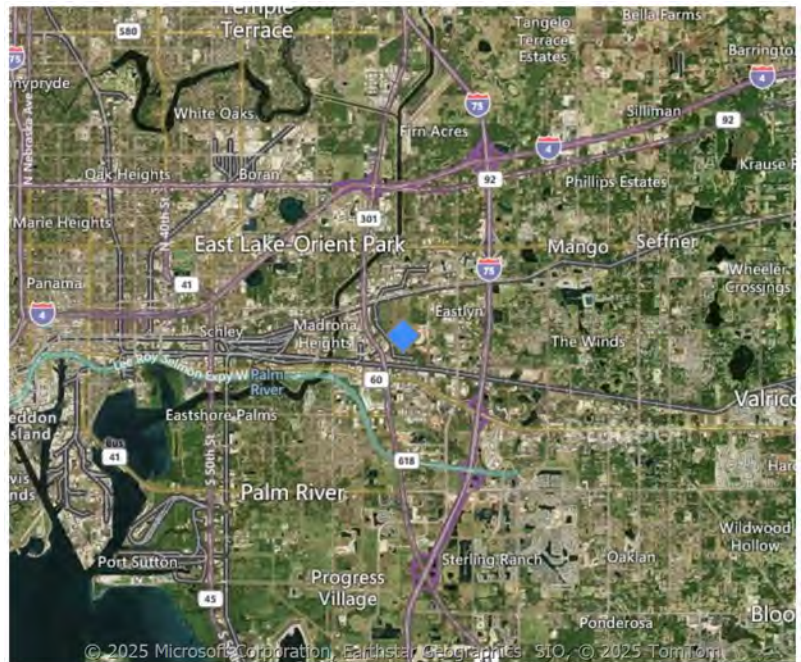


<b>Project Manager</b>	
<b>Construction Manager</b>	
<b>Status</b>	Not Yet Started

Project Location	
Other	

**Project Description**

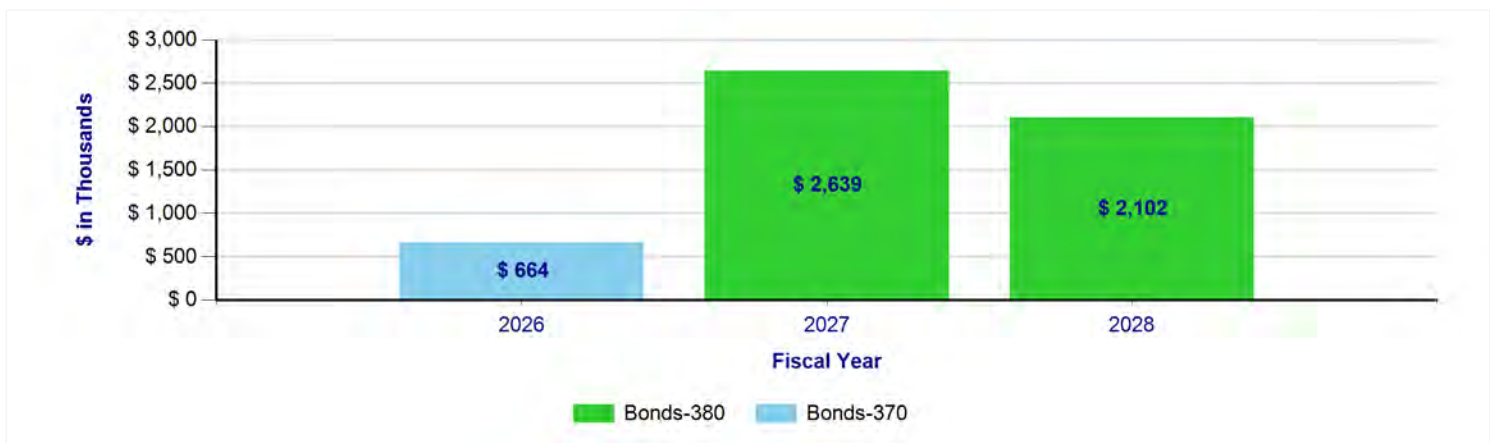
The project is located at the Surface Water Treatment Plant (SWTP) (Identified as criticality level 1) and involves the design of a new pilot plant and the immediate need to evaluate additional technologies for per- and polyfluoroalkyl (PFAS) compliance. Technologies that could reduce Total Organic Carbon (TOC) in the supply sources, or potential optimize performance of PFAS removal technologies may be studied as a secondary benefit. The technologies identified for this study include Ion Exchange (IX) and Granular Activated Carbon (GAC) for PFAS reduction downstream of the biological filters and the potential of Suspended Ion Exchange (SIX) for Total Organic Carbon (TOC) reduction at the headworks of the treatment processes.



Project Schedule		
Project Phase	Start Date	End Date
Publishing	12/2/2022	5/15/2023
Planning	5/5/2025	7/18/2025
Professional Services Selection	7/21/2025	2/9/2026
Design	2/10/2026	10/20/2026
Bidding	6/17/2026	11/2/2026
Construction or Execution	11/3/2026	6/27/2028
Close-Out	4/5/2028	8/21/2028

Project Budget by Project Phase	
Project Phase	Amount
Design	\$733,000
Construction or Execution	\$4,673,000
<b>Total Budget</b>	<b>\$5,406,000</b>

**Expenditure Plan by Fiscal Year and Funding Source**

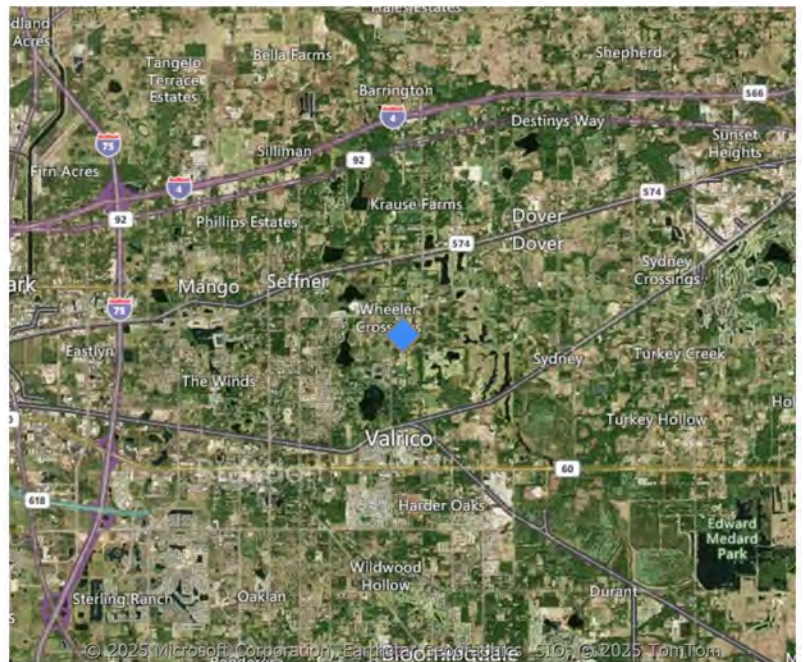


<b>Project Manager</b>	
<b>Construction Manager</b>	
<b>Status</b>	Not Yet Started

**Project Description**

This project includes implementation of an ion exchange water treatment facility at the Brandon Urban Dispersed Wellfield BUD 5 facility in Hillsborough County. This technology will improve quality of the facility's groundwater by reducing Per- and Polyfluoroalkyl Substances (PFAS.)

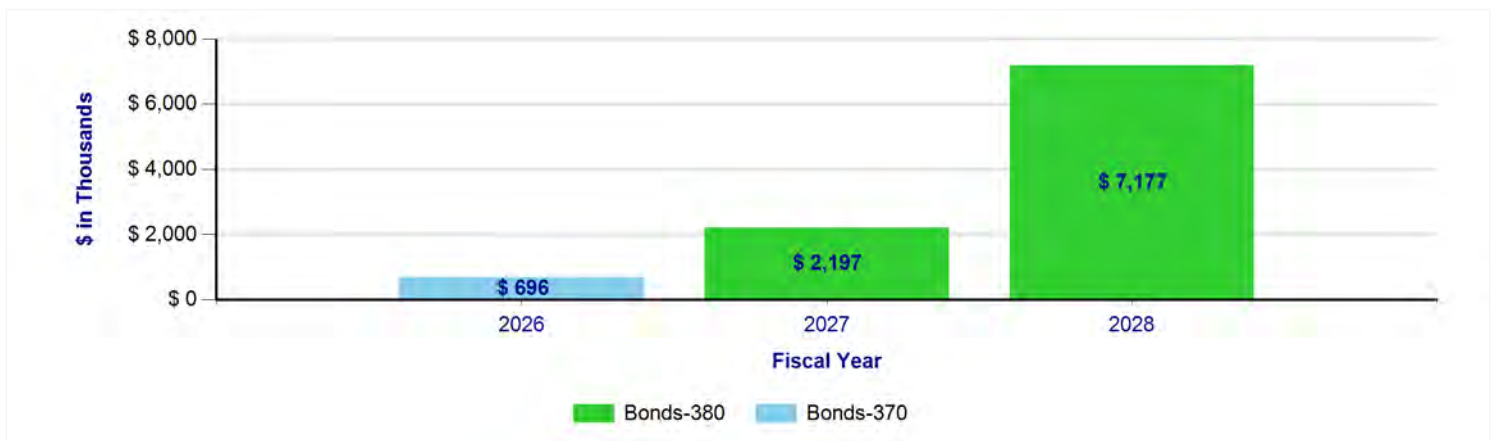
**Project Location**  
Hillsborough County



Project Schedule		
Project Phase	Start Date	End Date
Publishing	1/1/2025	5/19/2025
Planning	2/3/2025	3/4/2025
Professional Services Selection	3/5/2025	2/2/2026
Design	11/4/2025	5/10/2027
Bidding	8/17/2026	3/1/2027
Construction or Execution	5/11/2027	7/27/2028
Close-Out	7/28/2028	11/20/2028

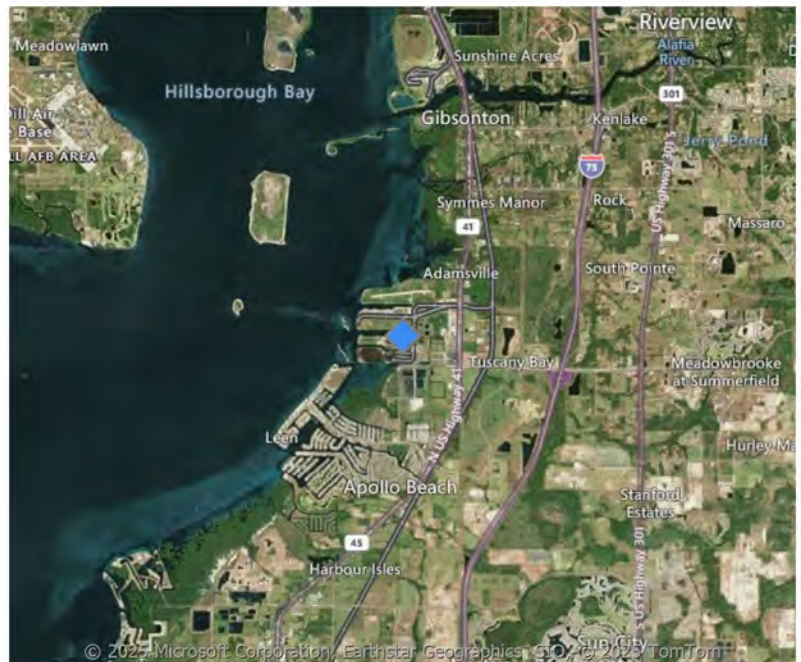
Project Budget by Project Phase	
Project Phase	Amount
Design	\$1,266,000
Bidding	\$141,000
Construction or Execution	\$8,663,000
<b>Total Budget</b>	<b>\$10,070,000</b>

**Expenditure Plan by Fiscal Year and Funding Source**



<b>Project Manager</b>	
<b>Construction Manager</b>	
<b>Status</b>	Not Yet Started

**Project Location**  
Hillsborough County



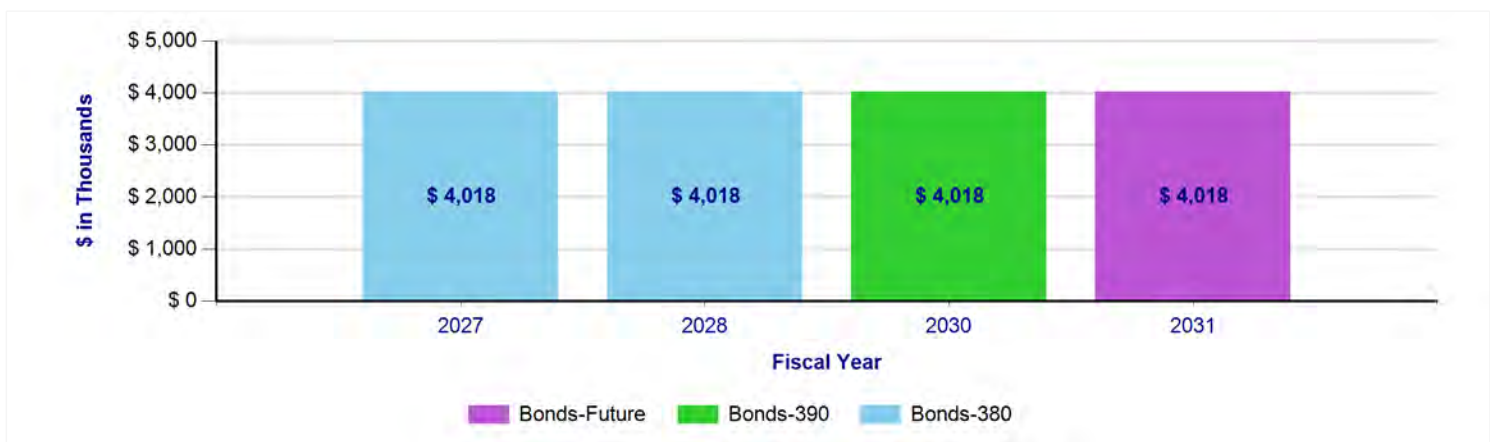
**Project Description**

The Tampa Bay Desalination (Desal) Plant – Renewal and Replacement (R&R) program will consist of multiple projects that are required to maintain the sustainable operating capacity of the Desal Plant. This program will include the replacement or renewal of several systems including but not limited to, the Sand Filters, Diatomaceous Earth (DE) Filters and Pump Station, and 1st Pass Reverse Osmosis (RO) System, Pumps and Energy Recovery Turbines (ERTs).

Project Schedule		
Project Phase	Start Date	End Date
Publishing	12/2/2022	5/15/2023
Planning	10/1/2026	9/30/2027
Professional Services Selection	10/1/2027	9/30/2028
Design	10/1/2028	9/30/2029
Bidding	10/1/2029	9/30/2030
Close-Out	10/1/2030	9/30/2031

Project Budget by Project Phase	
Project Phase	Amount
Planning	\$4,017,600
Professional Services Selection	\$4,017,600
Bidding	\$4,017,600
Close-Out	\$4,017,600
<b>Total Budget</b>	<b>\$16,070,400</b>

**Expenditure Plan by Fiscal Year and Funding Source**

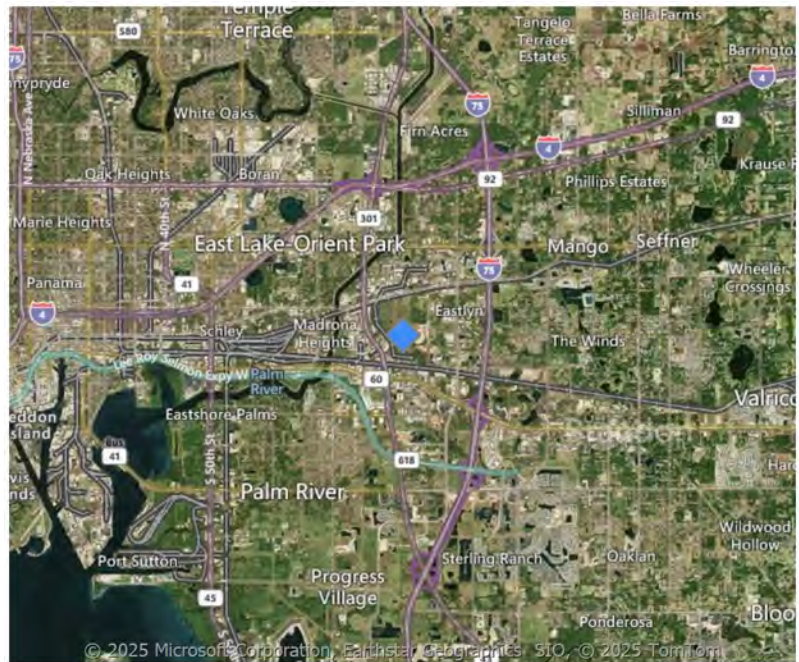


<b>Project Manager</b>	
<b>Construction Manager</b>	
<b>Status</b>	Not Yet Started

**Project Description**

The Surface Water Treatment Plant (SWTP) - Renewal and Replacement (R&R) Program Phase 2 is needed to maintain the operating capacity of SWTP. The R&R program consists of a list of assets that are nearing the end of useful life and need repair or replacement.

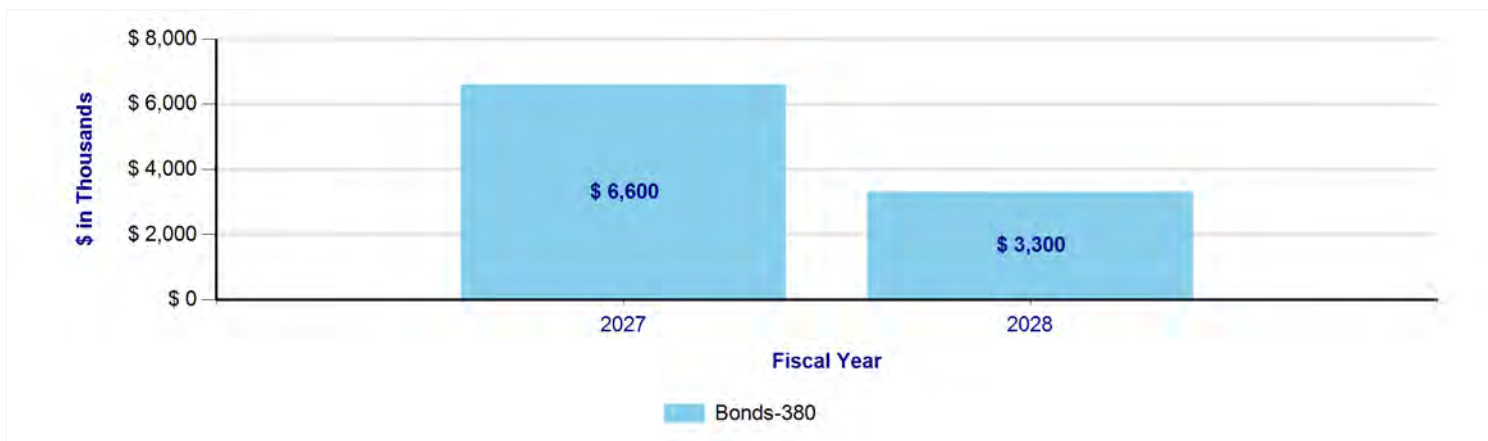
**Project Location**  
Other



Project Schedule		
Project Phase	Start Date	End Date
Publishing	12/2/2022	5/15/2023
Planning	7/1/2026	9/30/2026
Professional Services Selection	10/1/2026	10/1/2026
Design	10/1/2026	10/1/2026
Bidding	10/1/2026	10/1/2026
Construction or Execution	10/1/2026	5/31/2028
Close-Out	6/1/2028	9/18/2028

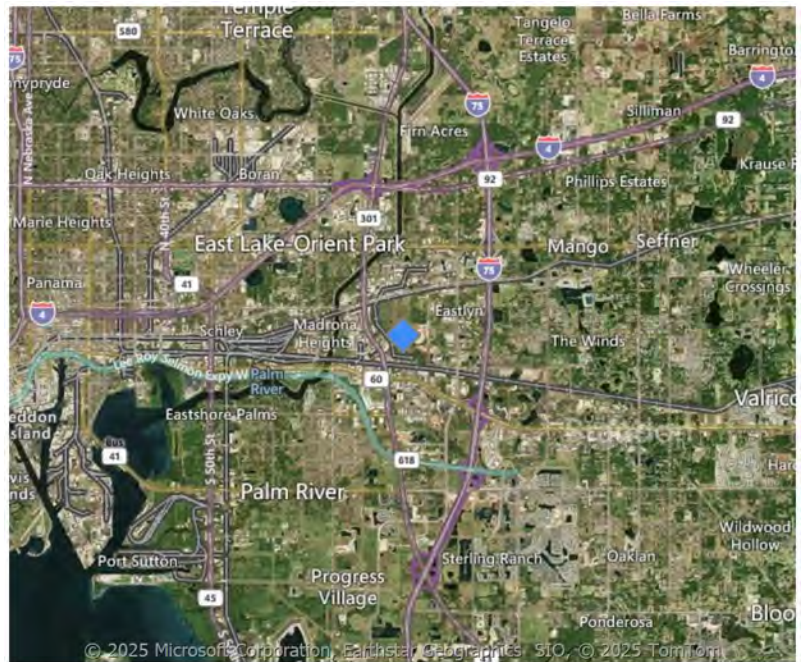
Project Budget by Project Phase	
Project Phase	Amount
Construction or Execution	\$9,900,000
<b>Total Budget</b>	<b>\$9,900,000</b>

**Expenditure Plan by Fiscal Year and Funding Source**



<b>Project Manager</b>	
<b>Construction Manager</b>	
<b>Status</b>	Not Yet Started

**Project Location**  
Hillsborough County



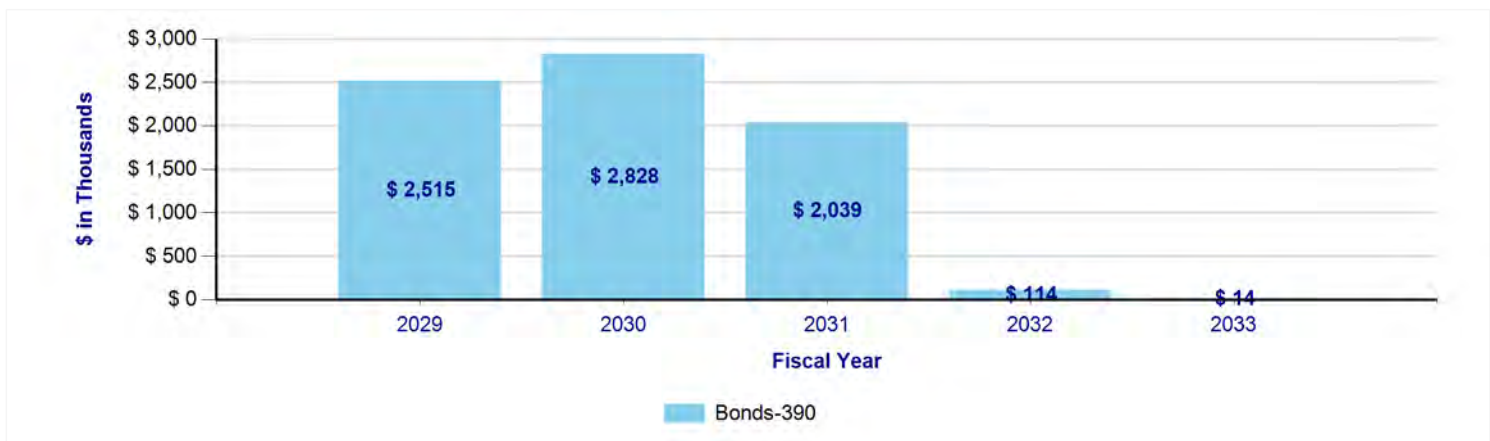
**Project Description**

The Surface Water Treatment Plant (SWTP) - Renewal and Replacement (R&R) Program Phase III is needed to maintain the operating capacity of SWTP. The R&R program consists of a list of assets that are nearing the end of useful life and need repair or replacement. This project will replace Ozone generators No. 3 and 4.

Project Schedule		
Project Phase	Start Date	End Date
Publishing	12/2/2022	5/15/2023
Planning	9/4/2028	10/19/2028
Professional Services Selection	10/20/2028	1/29/2029
Design	1/29/2029	12/4/2029
Bidding	10/10/2029	3/4/2030
Construction or Execution	3/5/2030	2/25/2031
Close-Out	2/26/2031	11/15/2032

Project Budget by Project Phase	
Project Phase	Amount
Planning	\$23,000
Design	\$3,250,000
Bidding	\$23,000
Construction or Execution	\$4,018,000
Close-Out	\$195,000
<b>Total Budget</b>	<b>\$7,509,000</b>

**Expenditure Plan by Fiscal Year and Funding Source**

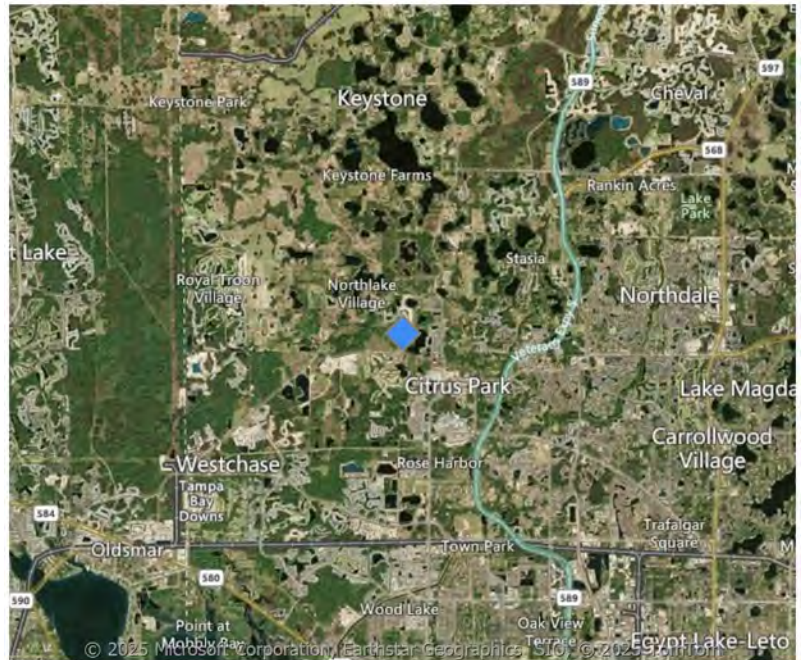


<b>Project Manager</b>	
<b>Construction Manager</b>	
<b>Status</b>	Not Yet Started

<b>Project Location</b>
Hillsborough County

**Project Description**

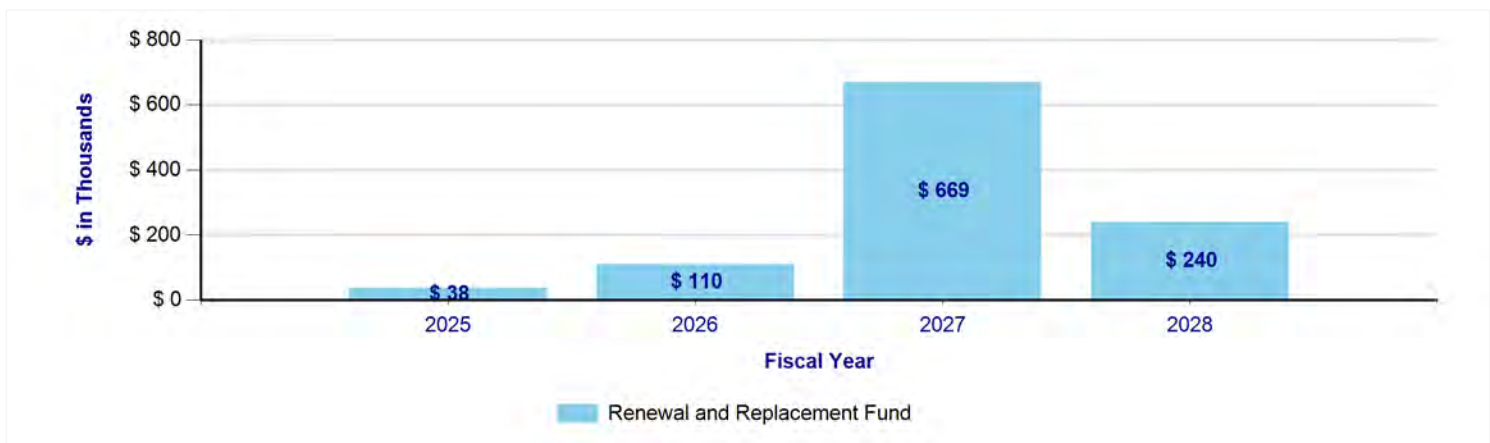
The Cosme 24-inch Collection Main between Wells 8 and 10 is in conflict with two existing storm sewer structures on North Mobley Road in Hillsborough County. At one location the main passes through the storm structure, in the second location the main is immediately adjacent if not touching, the storm sewer structure. This project will re-route a section of the Cosme wellfield collection main to provide the necessary separation between the storm sewer and the new location of the collection main. This will eliminate the current conflict.



Project Schedule		
Project Phase	Start Date	End Date
Publishing	8/16/2023	5/20/2024
Planning	11/1/2024	1/9/2025
Professional Services Selection	1/10/2025	3/17/2025
Design	4/29/2025	6/10/2026
Bidding	6/1/2026	10/19/2026
Construction or Execution	10/19/2026	1/12/2028
Close-Out	1/13/2028	6/19/2028

Project Budget by Project Phase	
Project Phase	Amount
Design	\$123,000
Bidding	\$28,000
Construction or Execution	\$905,000
<b>Total Budget</b>	<b>\$1,056,000</b>

**Expenditure Plan by Fiscal Year and Funding Source**



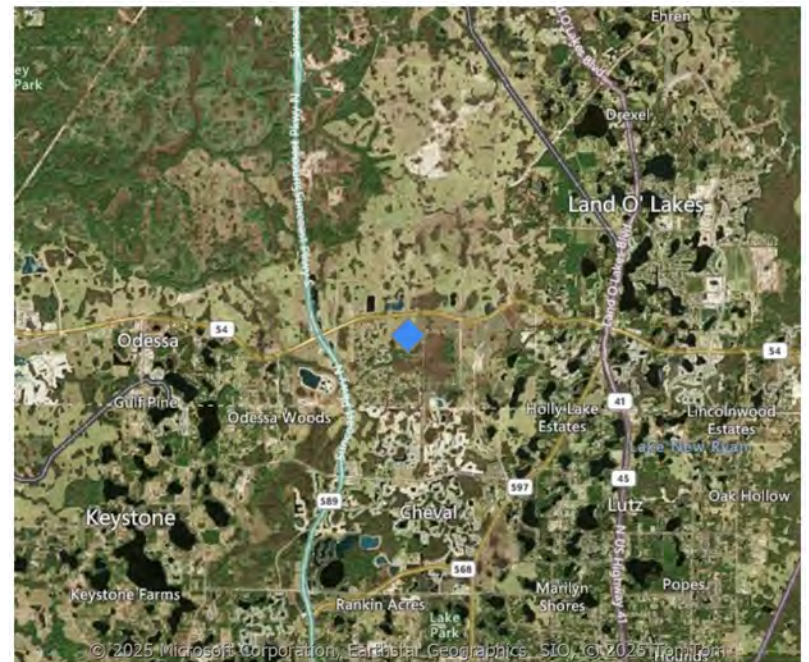
## 07005: South Pasco Water Quality Treatment, Storage and Pumping, Improvements

<b>Project Manager</b>	
<b>Construction Manager</b>	
<b>Status</b>	Not Yet Started

Project Location	
Pasco County	

### Project Description

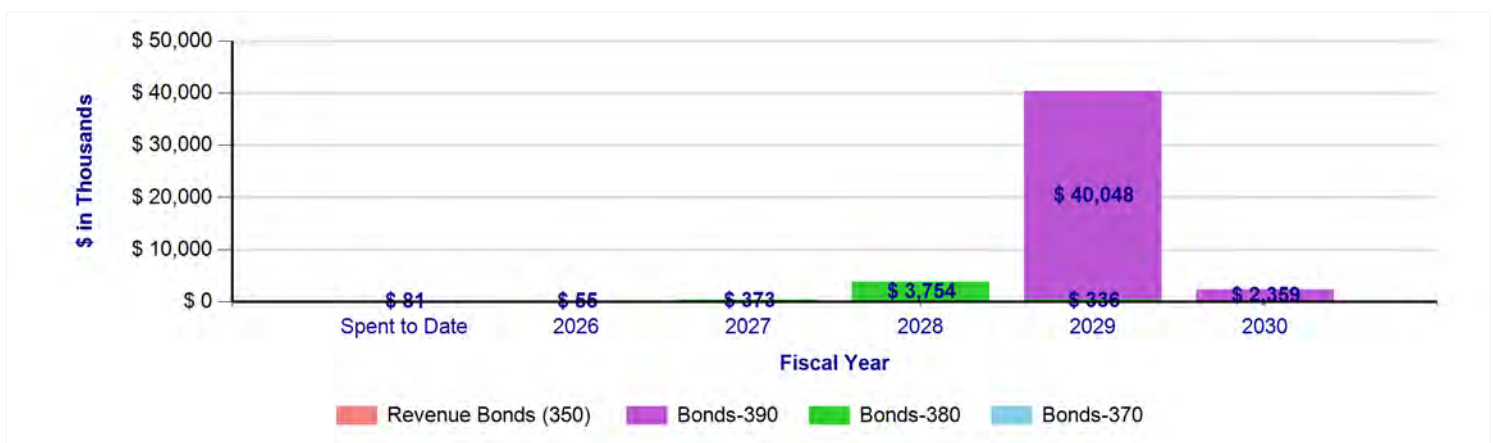
This project includes design, permitting and construction of new technology to treat the groundwater supplies from the South Pasco wellfield and water treatment facility. Additionally, it includes replacement of pumps and motors in the wellfield and an energy recovery turbine.



Project Schedule		
Project Phase	Start Date	End Date
Publishing	1/1/2017	5/15/2023
Planning	12/4/2025	3/6/2026
Professional Services Selection	3/9/2026	11/30/2026
Design	12/1/2026	11/3/2028
Bidding	3/9/2028	10/2/2028
Construction or Execution	10/3/2028	10/5/2029
Close-Out	10/8/2029	1/21/2030

Project Budget by Project Phase	
Project Phase	Amount
Publishing	\$81,063
Planning	\$55,000
Design	\$4,192,000
Bidding	\$271,000
Construction or Execution	\$40,959,000
Close-Out	\$1,448,000
<b>Total Budget</b>	<b>\$47,006,063</b>

### Expenditure Plan by Fiscal Year and Funding Source

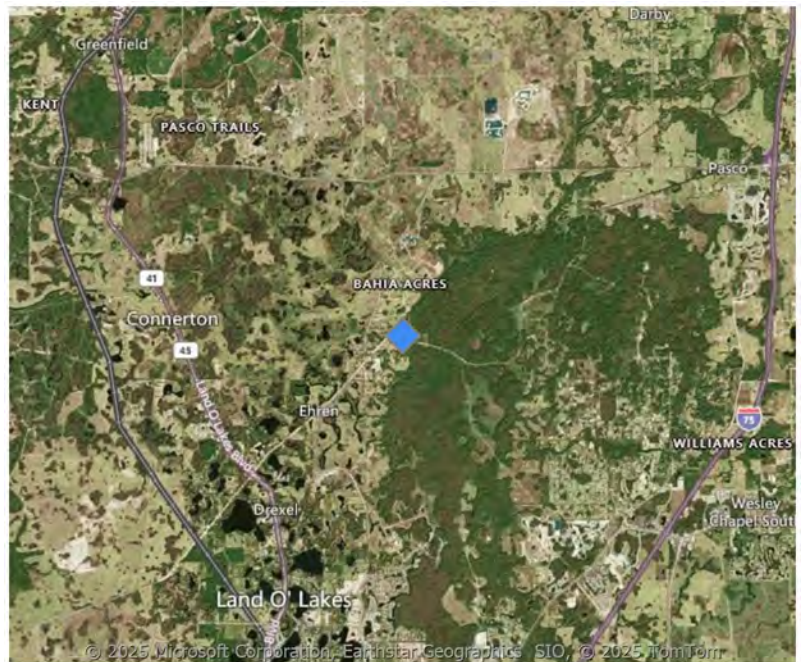


<b>Project Manager</b>	
<b>Construction Manager</b>	
<b>Status</b>	Not Yet Started

<b>Project Location</b>
Pasco County

**Project Description**

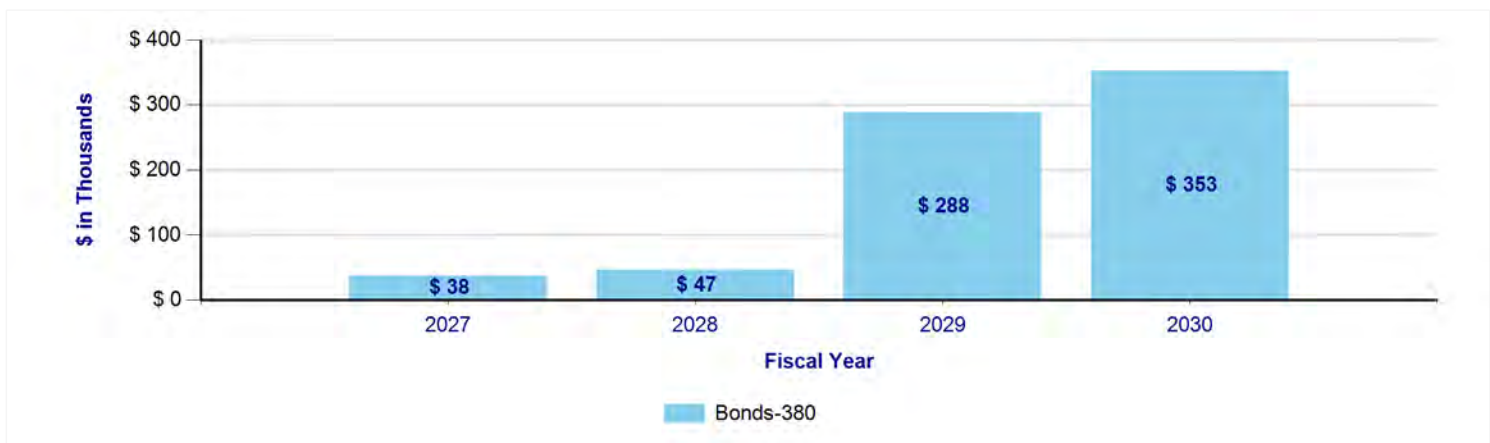
This project is located at the Cypress Creek Pump Station in Pasco County and includes: (1) Design and construction of an aqueous ammonia open building including: Roof or canopy; Spill containment wall capable of holding 110% of the tank volume; and Electrical and Instrumentation & Control; (2) Design and installation of a transfer pump, a redundant pump, and associated piping to transfer aqueous ammonia from the bulk storage tank to the two aqueous ammonia day tanks located inside the chemical building; and (3) Design and installation of a bulk aqueous ammonia tank capable of holding a total of 6,000 to 8,000 gallons of aqueous ammonia.



Project Schedule		
Project Phase	Start Date	End Date
Professional Services Selection	10/26/2026	2/1/2027
Design	2/1/2027	5/9/2028
Bidding	5/10/2028	12/11/2028
Construction	11/22/2028	7/15/2030

Project Budget by Project Phase	
Project Phase	Amount
Design	\$76,000
Bidding	\$12,000
Construction	\$637,000
<b>Total Budget</b>	<b>\$725,000</b>

**Expenditure Plan by Fiscal Year and Funding Source**



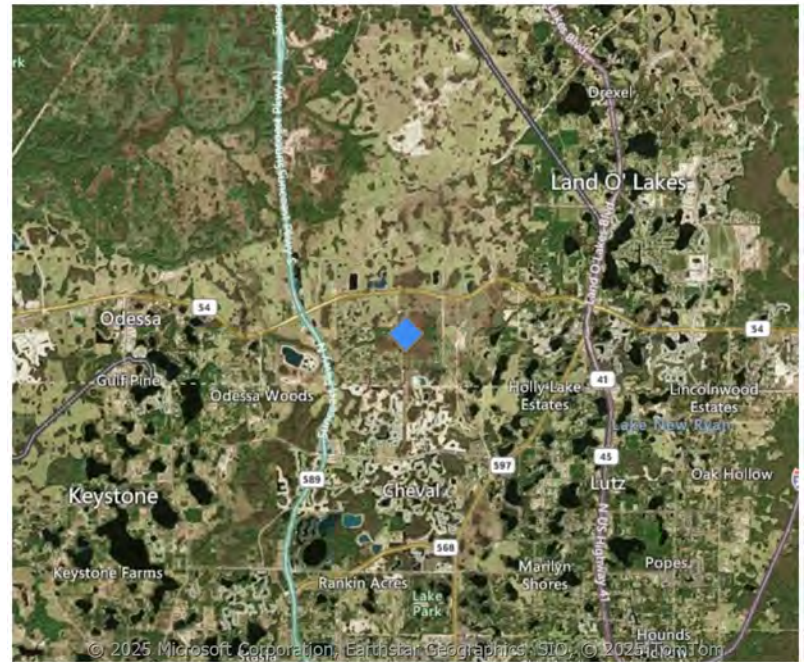
**07061: South Pasco Wellfield Underground Commercial Powerline**

<b>Project Manager</b>	
<b>Construction Manager</b>	
<b>Status</b>	Not Yet Started

<b>Project Location</b>
Hillsborough County

**Project Description**

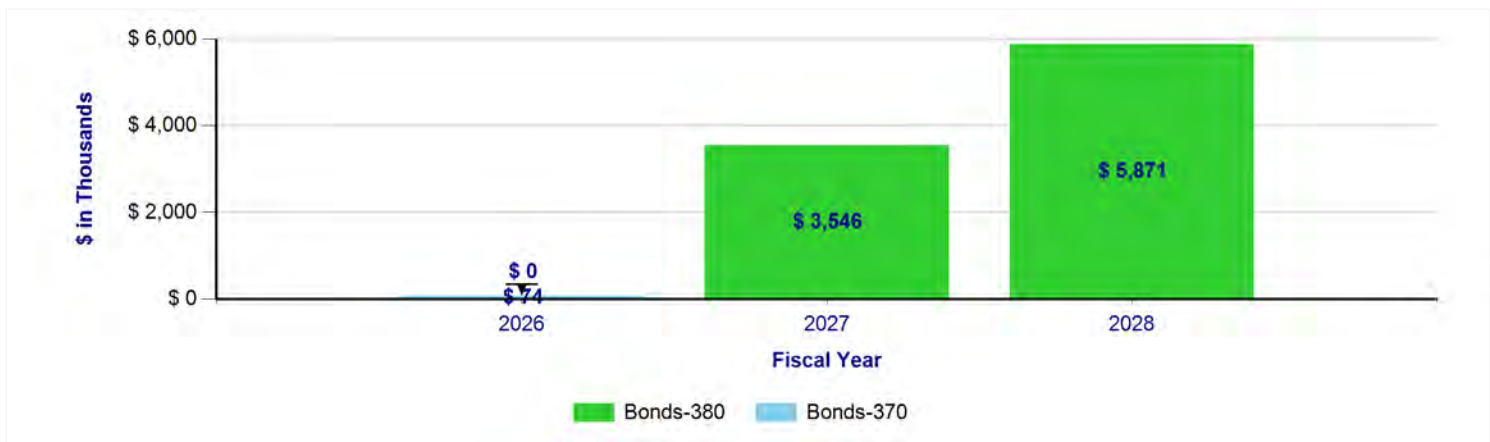
The project is located at the South Pasco Wellfield and includes the replacement of the existing overhead commercial power lines with looped underground power lines that will feed the eight wells.



Project Schedule		
Project Phase	Start Date	End Date
Planning	12/7/2025	2/18/2026
Professional Services Selection	2/19/2026	8/3/2026
Design	8/3/2026	1/19/2027
Bidding	1/19/2027	1/19/2027
Construction	1/19/2027	9/18/2028

Project Budget by Project Phase	
Project Phase	Amount
Planning	\$61,000
Design	\$335,000
Construction	\$9,095,000
<b>Total Budget</b>	<b>\$9,491,000</b>

**Expenditure Plan by Fiscal Year and Funding Source**

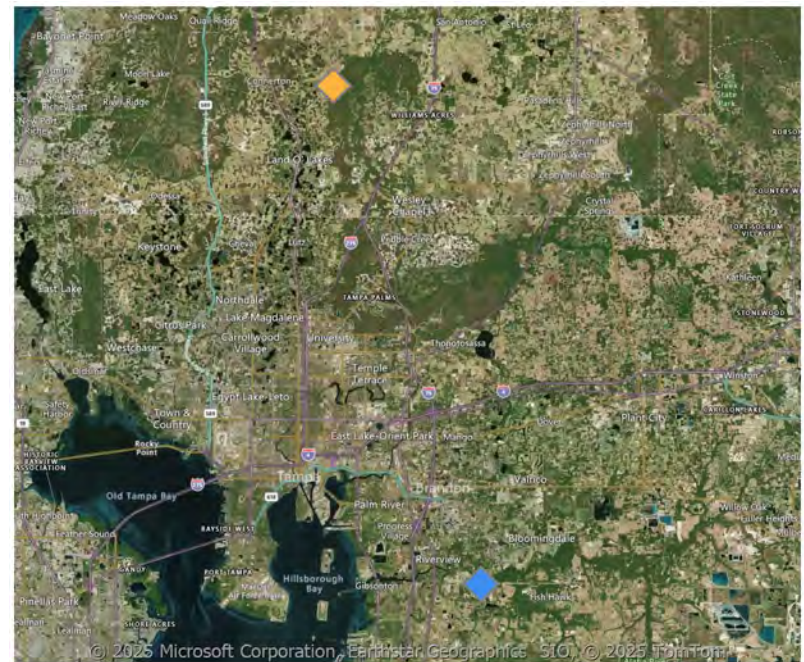


<b>Project Manager</b>	
<b>Construction Manager</b>	
<b>Status</b>	Not Yet Started

<b>Project Location</b>
Multiple

**Project Description**

This project is located at both the South Central Hillsborough Intertie Booster Pump Station and the Cypress Creek Water Treatment Plant. The project entails adding roof access safety measures (i.e. ladder cages) and fall protection equipment including rails and tie-off anchors at two groundwater storage tanks at the above-referenced facilities.



Project Schedule		
Project Phase	Start Date	End Date
Planning	11/5/2029	1/15/2030
Professional Services Selection	1/16/2030	4/29/2030
Design	4/29/2030	7/2/2030
Bidding	7/3/2030	1/13/2031
Construction or Execution	12/17/2030	12/9/2031
Close-Out	12/10/2031	3/15/2032

Project Budget by Project Phase	
Project Phase	Amount
Design	\$44,000
Bidding	\$18,000
Construction	\$214,000
Close-Out	\$53,000
<b>Total Budget</b>	<b>\$329,000</b>

**Expenditure Plan by Fiscal Year and Funding Source**

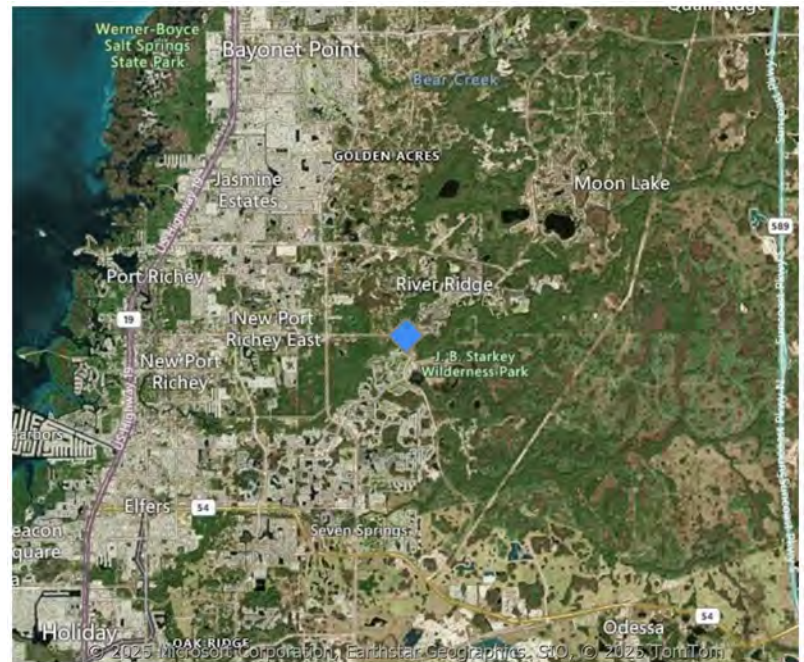


<b>Project Manager</b>	
<b>Construction Manager</b>	
<b>Status</b>	Not Yet Started

<b>Project Location</b>
Pasco County

**Project Description**

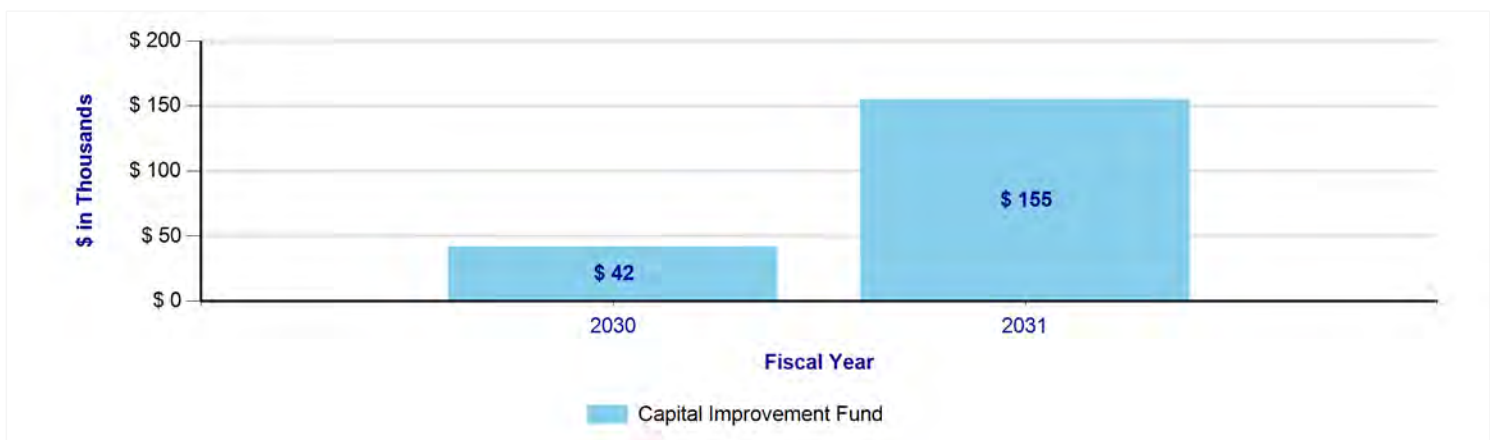
This project will address a potential confined space safety hazard to Tampa Bay Water Staff. This project helps the Agency meet Goals 1 and 5 of the Strategic Plan. This project will reduce maintenance labor costs by eliminating a confined space entry and addresses safety of agency personnel by removing a confined space entry.



Project Schedule		
Project Phase	Start Date	End Date
Planning	6/4/2029	9/7/2029
Professional Services Selection	9/10/2029	12/31/2029
Design	12/31/2029	5/13/2030
Bidding	5/14/2030	9/2/2030
Construction	9/2/2030	3/17/2031
Close-Out	3/18/2031	6/16/2031

Project Budget by Project Phase	
Project Phase	Amount
Design	\$32,000
Bidding	\$10,000
Construction	\$122,000
Close-Out	\$33,000
<b>Total Budget</b>	<b>\$197,000</b>

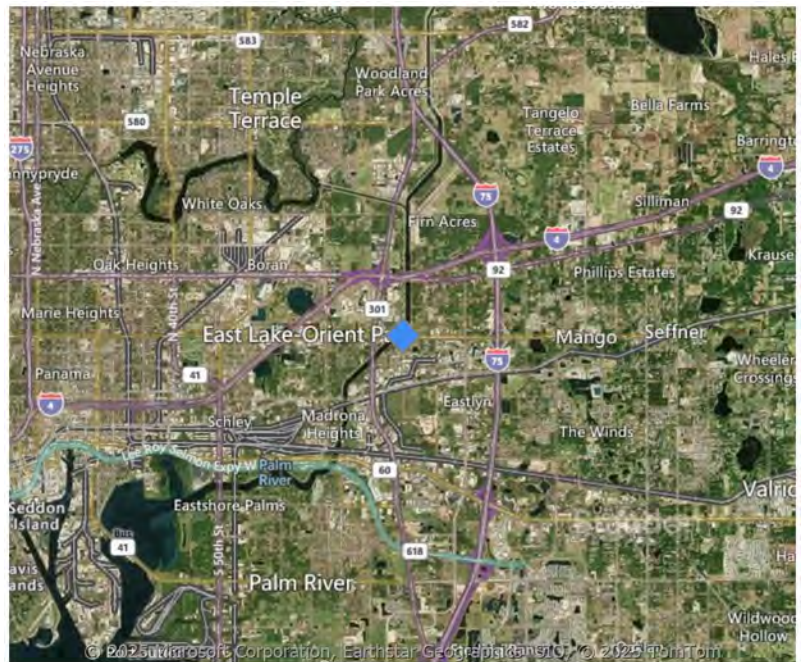
**Expenditure Plan by Fiscal Year and Funding Source**



**07070: Tampa Bypass Canal (MLK) Pumps**

<b>Project Manager</b>	
<b>Construction Manager</b>	
<b>Status</b>	Not Yet Started

**Project Location**  
Hillsborough County



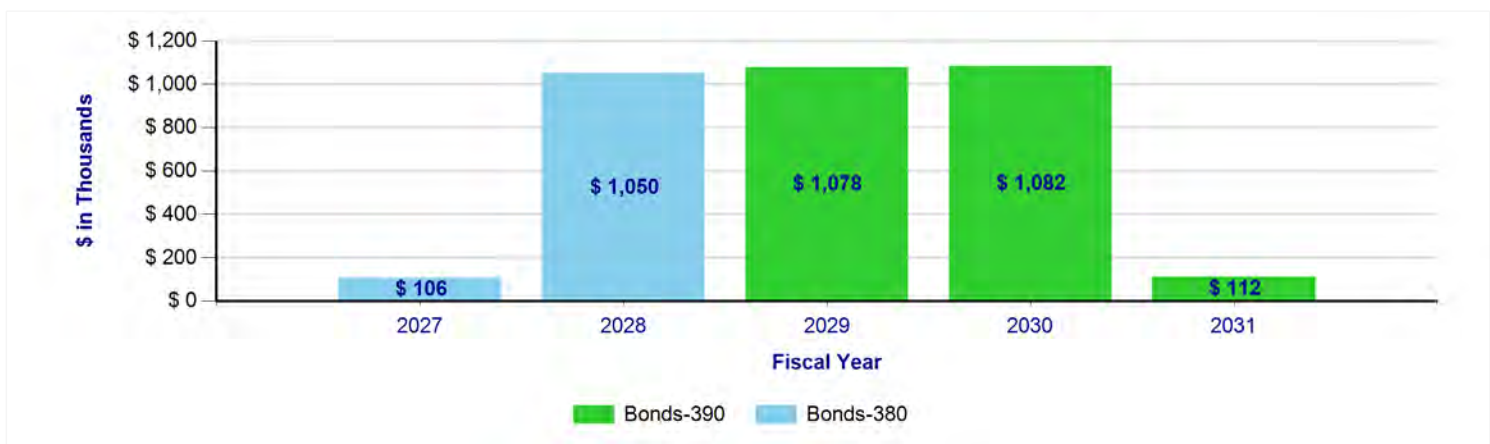
**Project Description**

This project is located at the Tampa Bypass Canal Martin Luther King Pump Station and entails removing, inspecting and reconditioning of both the pump and motor of eight 800 HP Fairbanks vertical turbine raw water pumps.

Project Schedule		
Project Phase	Start Date	End Date
Planning	1/6/2026	4/13/2026
Professional Services Selection	4/14/2026	8/3/2026
Design	8/3/2026	1/5/2027
Bidding	1/6/2027	8/9/2027
Construction	7/21/2027	11/6/2030
Close-Out	11/7/2030	2/17/2031

Project Budget by Project Phase	
Project Phase	Amount
Design	\$73,000
Bidding	\$25,000
Construction	\$3,330,000
<b>Total Budget</b>	<b>\$3,428,000</b>

**Expenditure Plan by Fiscal Year and Funding Source**

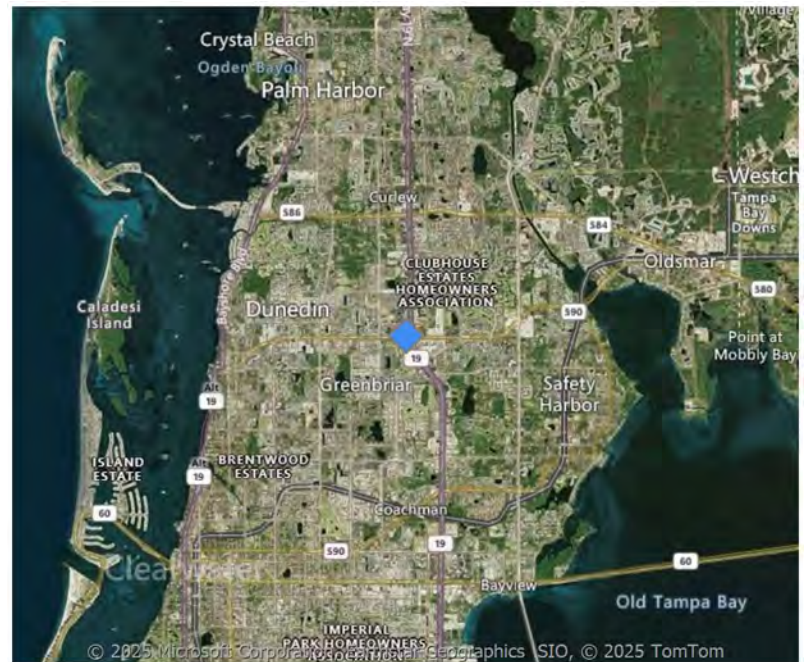


<b>Project Manager</b>	
<b>Construction Manager</b>	
<b>Status</b>	Not Yet Started

<b>Project Location</b>
Multiple

**Project Description**

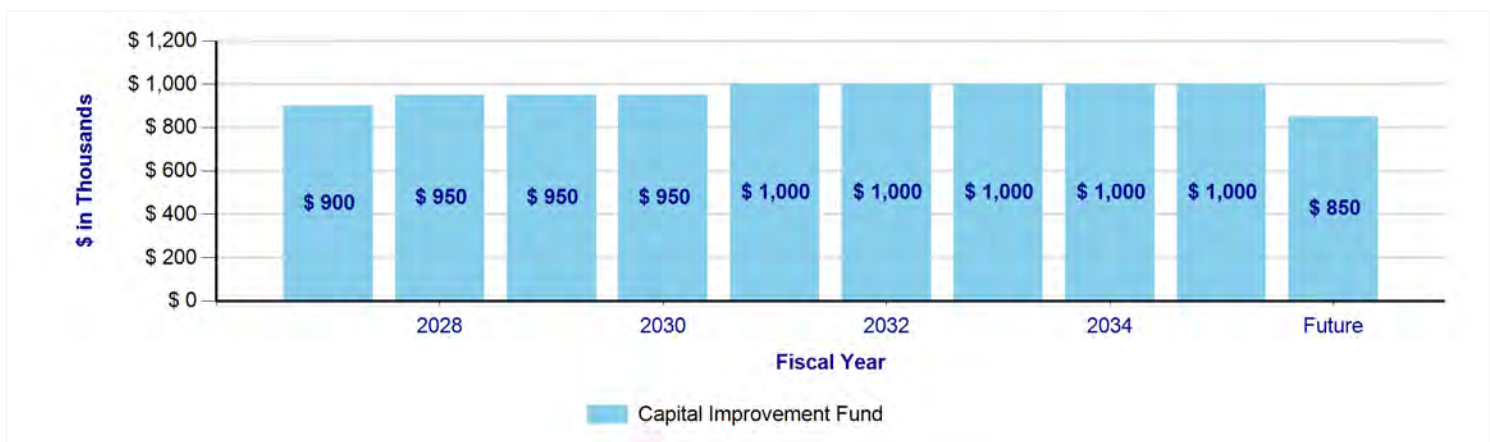
This is placeholder for future not yet determined Information Technology Projects. As projects are further defined these will be added as separate projects and the corresponding costs deducted from this placeholder project.



Project Schedule		
Project Phase	Start Date	End Date
Planning	10/2/2026	9/29/2036

Project Budget by Project Phase	
Project Phase	Amount
Planning	\$9,600,000
<b>Total Budget</b>	<b>\$9,600,000</b>

**Expenditure Plan by Fiscal Year and Funding Source**

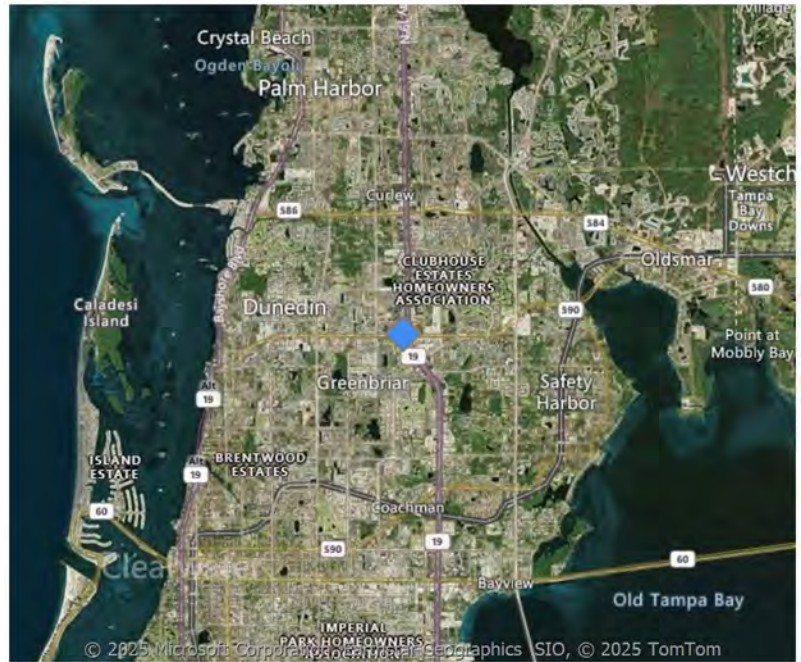


<b>Project Manager</b>	
<b>Construction Manager</b>	
<b>Status</b>	Not Yet Started

Project Location	
Multiple	

**Project Description**

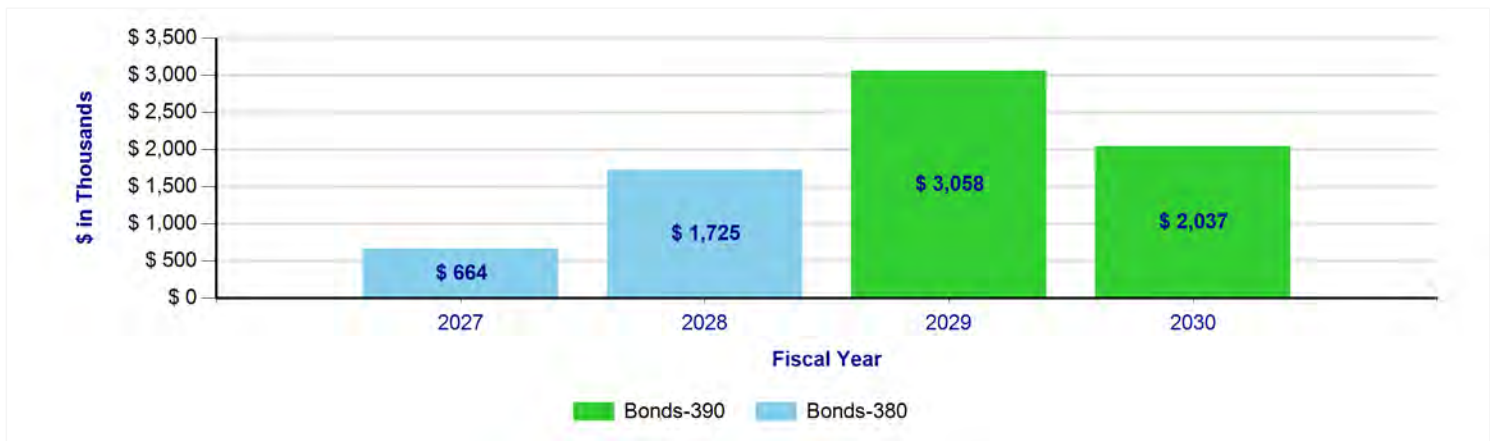
This is a placeholder for Phase 2 of the Developmental Alternatives Program. Project may include a more detailed evaluation of alternative water supply sources such as indirect and direct potable reuse. The detailed project scope will be developed as part of the Phase 1 efforts.



Project Schedule		
Project Phase	Start Date	End Date
Publishing	8/1/2023	5/20/2024
Planning	11/3/2025	5/22/2026
Professional Services Selection	5/25/2026	1/25/2027
Design	1/25/2027	1/25/2027
Bidding	1/25/2027	1/25/2027
Construction or Execution	1/26/2027	5/31/2030
Close-Out	6/3/2030	9/23/2030

Project Budget by Project Phase	
Project Phase	Amount
Construction or Execution	\$7,485,000
<b>Total Budget</b>	<b>\$7,485,000</b>

**Expenditure Plan by Fiscal Year and Funding Source**

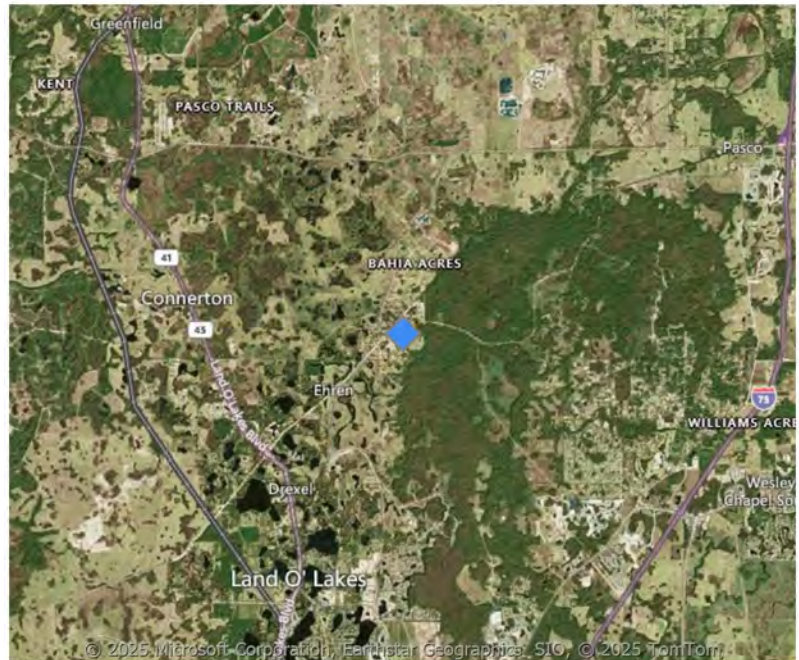


<b>Project Manager</b>	
<b>Construction Manager</b>	
<b>Status</b>	Not Yet Started

Project Location	
Pasco County	

**Project Description**

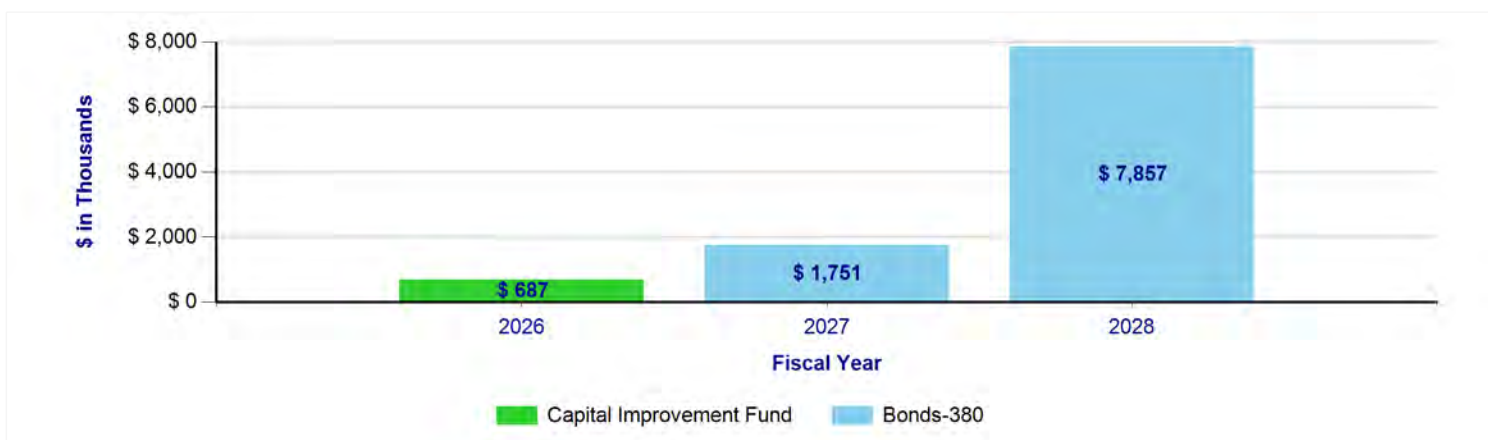
This project is located at the Cypress Creek Water Treatment Plant (WTP) and involves the addition of a control valve for pressure reduction in the North Central Hillsborough Intertie (NCHI) Transmission Main. This effort will also include some changes to the NCHI line and some possible changes to the above grade area to incorporate the new valve.



Project Schedule		
Project Phase	Start Date	End Date
Publishing	9/18/2024	5/19/2025
Planning	11/4/2025	1/26/2026
Professional Services Selection	1/27/2026	3/16/2026
Design	3/16/2026	11/27/2026
Bidding	11/4/2026	5/10/2027
Construction or Execution	5/11/2027	9/1/2028
Close-Out	9/4/2028	12/18/2028

Project Budget by Project Phase	
Project Phase	Amount
Planning	\$149,000
Design	\$742,000
Bidding	\$75,000
Construction or Execution	\$9,329,000
<b>Total Budget</b>	<b>\$10,295,000</b>

**Expenditure Plan by Fiscal Year and Funding Source**

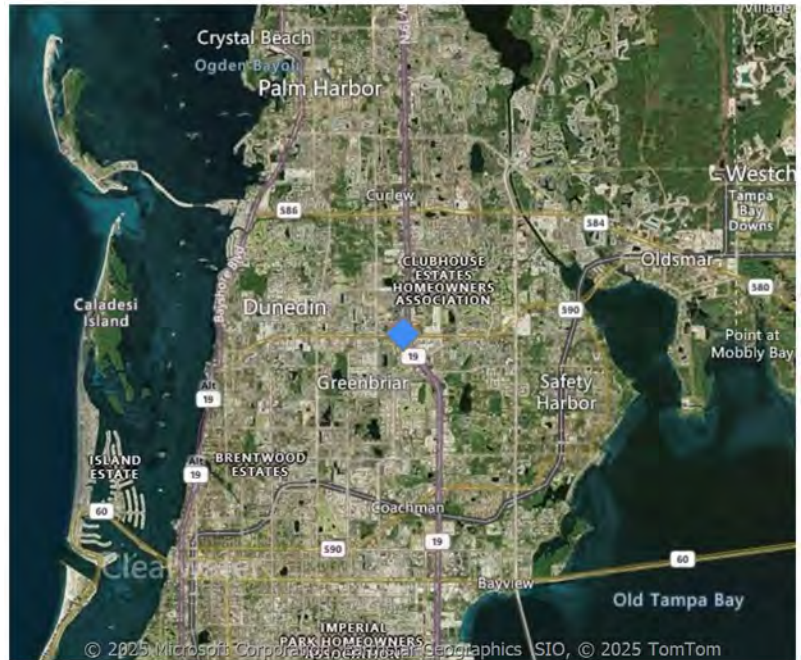


<b>Project Manager</b>	
<b>Construction Manager</b>	
<b>Status</b>	Not Yet Started

**Project Description**

This project will add software features from the existing SCADA vendor to enhance security including Project Development System (PDS), DNP3 protocol, and Archiver Reporting Tool (ARA)

<b>Project Location</b>
Multiple



Project Schedule		
Project Phase	Start Date	End Date
Planning	4/12/2027	6/7/2027
Professional Services Selection	6/3/2027	6/3/2027
Design	6/8/2027	9/20/2027
Bidding	9/21/2027	12/20/2027
Construction	12/20/2027	5/2/2028
Close-Out	5/2/2028	9/18/2028

Project Budget by Project Phase	
Project Phase	Amount
Bidding	\$216,000
<b>Total Budget</b>	<b>\$216,000</b>

**Expenditure Plan by Fiscal Year and Funding Source**

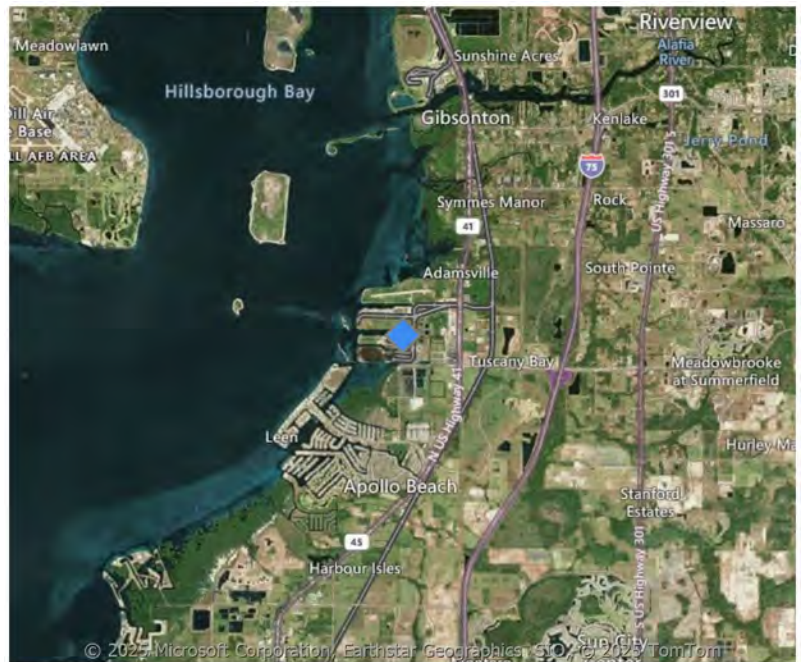


<b>Project Manager</b>	
<b>Construction Manager</b>	
<b>Status</b>	Not Yet Started

**Project Description**

This project is located at the Tampa Bay Desalination Facility and consists of updating and replacing the Programmable Logic Controllers, a Supervisory Control and Data Acquisition (SCADA) system functionalities, capabilities and operational features.

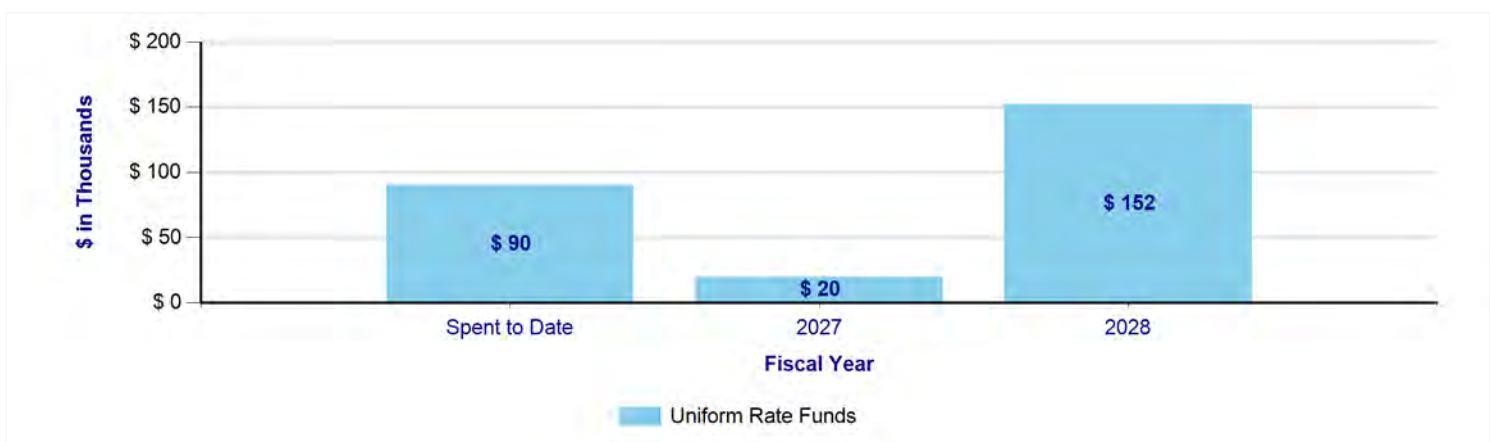
**Project Location**  
Hillsborough County



Project Schedule		
Project Phase	Start Date	End Date
Professional Services Selection	4/21/2027	8/2/2027
Planning	9/4/2017	12/17/2018
Design	8/3/2027	8/4/2027
Bidding	8/5/2027	8/6/2027
Construction	8/9/2027	3/17/2028
Close-Out	3/20/2028	6/19/2028

Project Budget by Project Phase	
Project Phase	Amount
Planning	\$90,158
Construction	\$172,000
<b>Total Budget</b>	<b>\$262,158</b>

**Expenditure Plan by Fiscal Year and Funding Source**



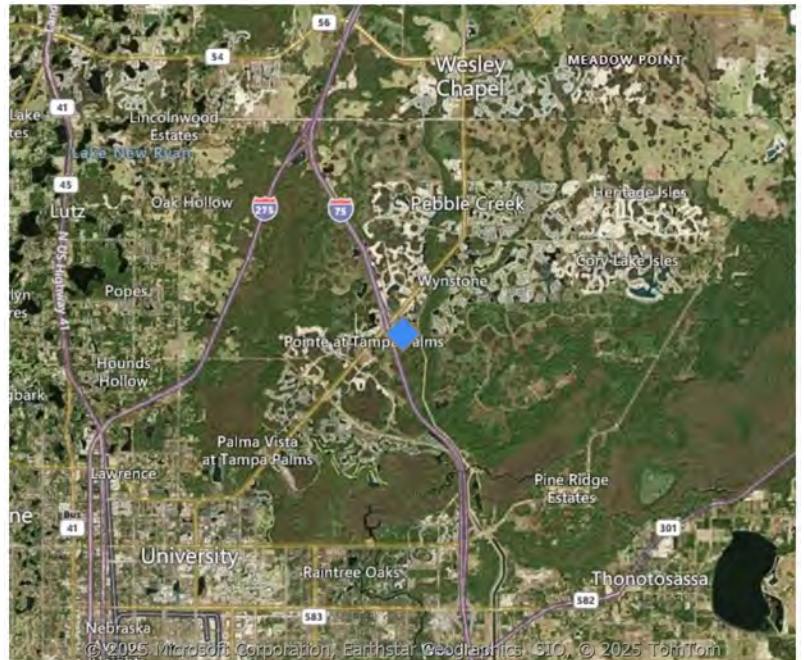
## 50022: Morris Bridge Booster Station Pumps 1 and 2 Replacement

<b>Project Manager</b>	
<b>Construction Manager</b>	
<b>Status</b>	Not Yet Started

<b>Project Location</b>
City of Tampa

### Project Description

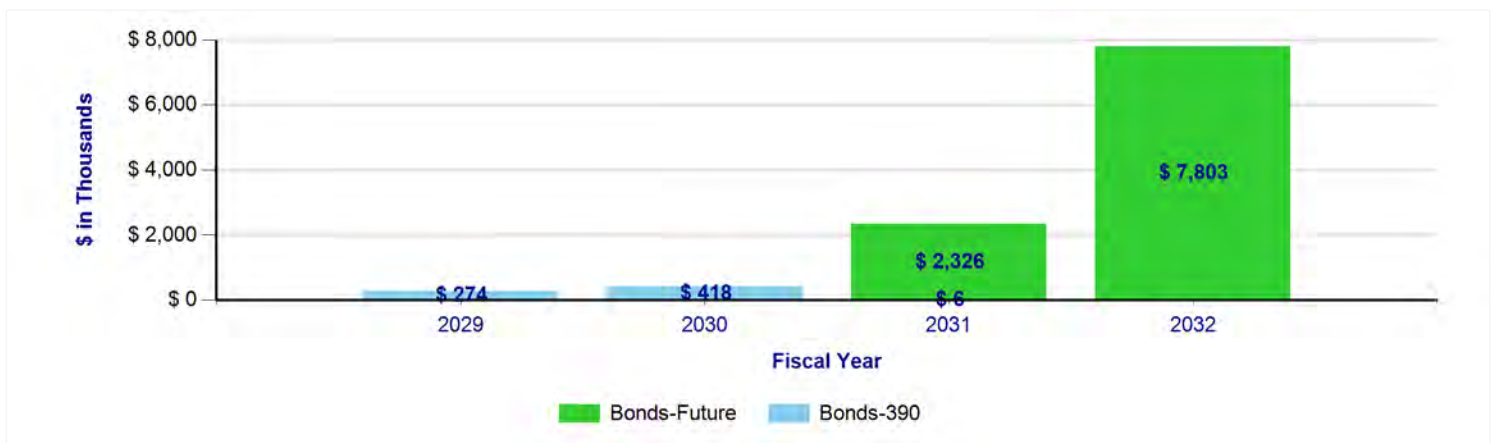
This project is located at the Morris Bridge Booster Station in Tampa, and includes replacement of pumps and motors 2 and 3 with larger pumps and replacement of the Variable Frequency Drives.



Project Schedule		
Project Phase	Start Date	End Date
Publishing	12/2/2022	5/15/2023
Planning	3/6/2028	6/9/2028
Professional Services Selection	6/12/2028	1/1/2029
Design	1/1/2029	10/4/2030
Bidding	10/7/2030	5/8/2031
Construction or Execution	5/9/2031	9/8/2032
Close-Out	9/9/2032	12/20/2032

Project Budget by Project Phase	
Project Phase	Amount
Design	\$698,000
Bidding	\$140,000
Construction or Execution	\$9,989,000
<b>Total Budget</b>	<b>\$10,827,000</b>

### Expenditure Plan by Fiscal Year and Funding Source



<b>Project Manager</b>	
<b>Construction Manager</b>	
<b>Status</b>	Not Yet Started

Project Location	
Pasco County	

**Project Description**

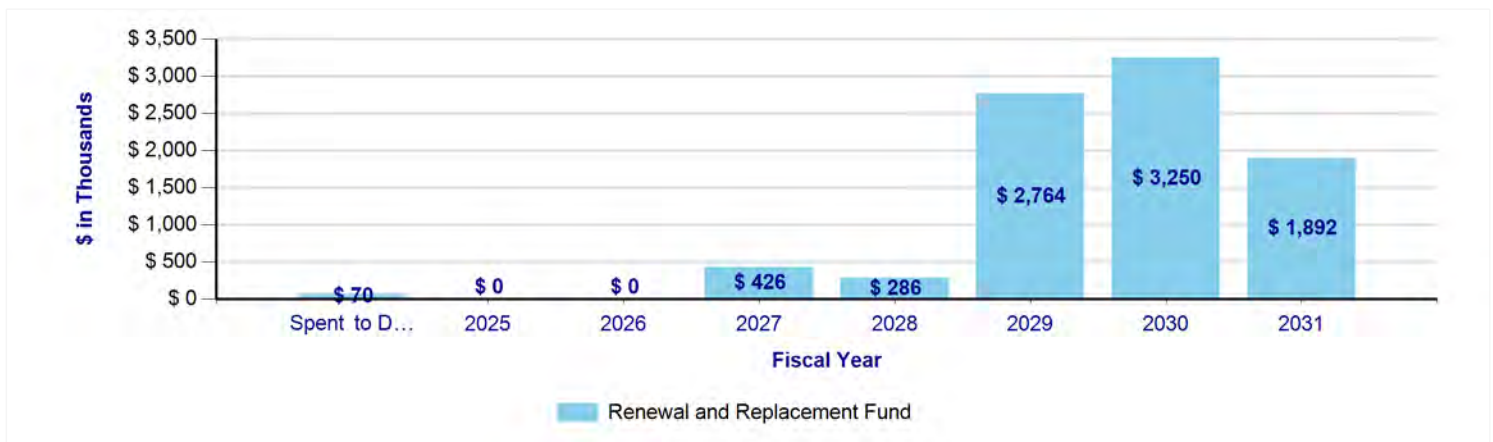
This project is located at the Starkey Wellfield in Pasco County, FL. The project includes the demolition and replacement of 3 existing well houses, abandonment of 6 production wells, replacement of pumps and motors and modifications to process, electrical and Instrumentation & Control equipment, including Arc Flash upgrades.



Project Schedule		
Project Phase	Start Date	End Date
Planning	8/1/2014	6/1/2026
Design	6/1/2026	3/3/2028
Bidding	3/6/2028	10/5/2028
Construction	9/20/2028	7/21/3031

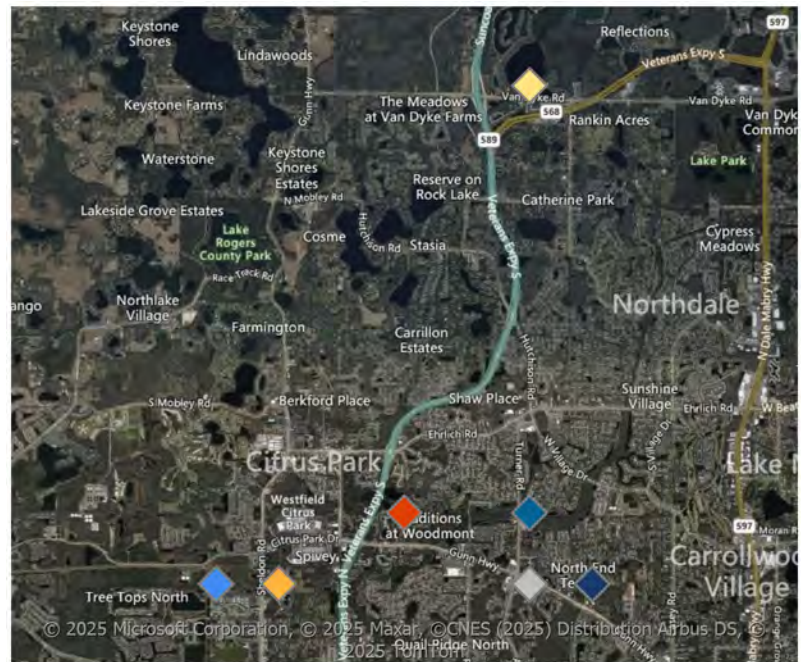
Project Budget by Project Phase	
Project Phase	Amount
Planning	\$70,409
Design	\$614,591
Bidding	\$98,000
Construction	\$7,906,000
<b>Total Budget</b>	<b>\$8,689,000</b>

**Expenditure Plan by Fiscal Year and Funding Source**



<b>Project Manager</b>	
<b>Construction Manager</b>	
<b>Status</b>	Not Yet Started

**Project Location**  
Hillsborough County



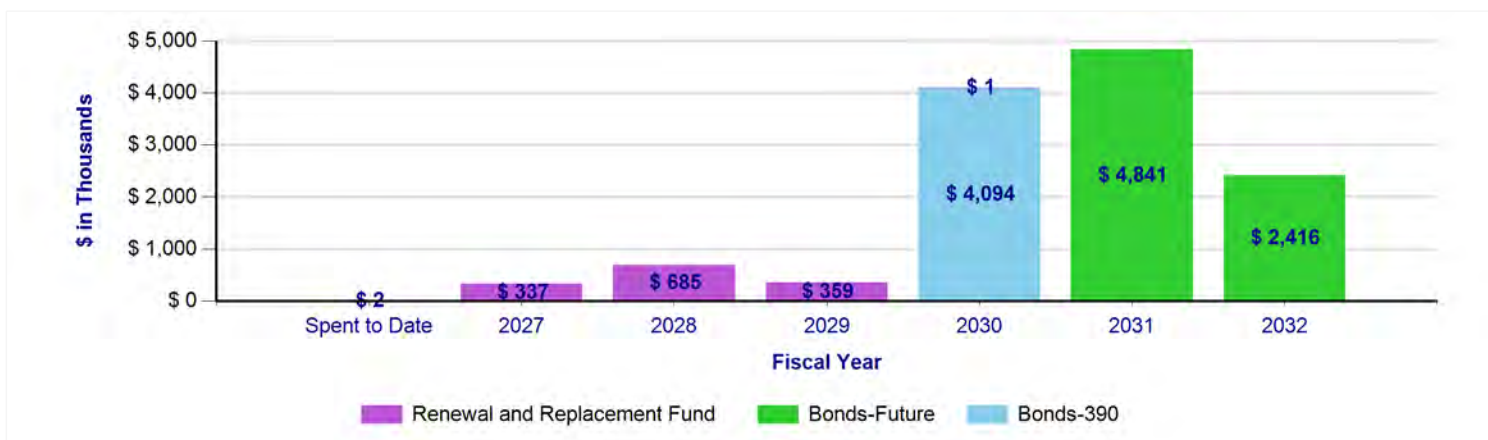
**Project Description**

This project is located at the Northwest Hillsborough Wellfield (Hillsborough County) and includes replacement of Vertical Turbine Pumps and motors, replacement and addition of electrical Overcurrent Protection Devices (OPD), and replacement of six wellhouses.

Project Schedule		
Project Phase	Start Date	End Date
Planning	4/7/2026	7/13/2026
Professional Services Selection	7/14/2026	3/1/2027
Design	3/1/2027	3/2/2029
Bidding	3/5/2029	10/4/2029
Construction	9/19/2029	3/3/2032
Close-Out	3/4/2032	6/21/2032

Project Budget by Project Phase	
Project Phase	Amount
Planning	\$1,856
Design	\$1,309,000
Bidding	\$74,000
Construction	\$10,991,000
Close-Out	\$360,000
<b>Total Budget</b>	<b>\$12,735,856</b>

**Expenditure Plan by Fiscal Year and Funding Source**

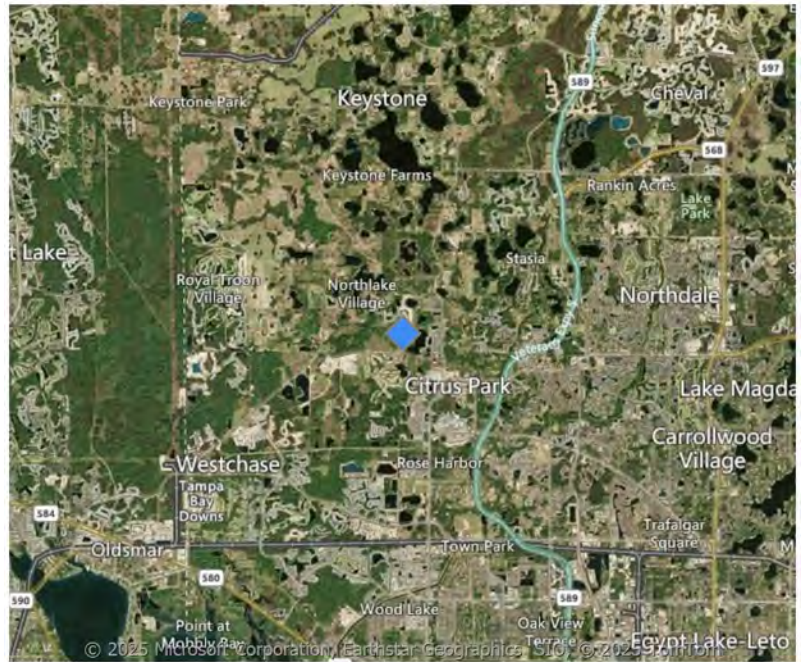


<b>Project Manager</b>	
<b>Construction Manager</b>	
<b>Status</b>	Not Yet Started

<b>Project Location</b>
Hillsborough County

**Project Description**

The project is located at the Cosme-Odesa Wellfield (Identified as criticality level 3) and includes: (1) the removal of existing Tampa Bay Water owned overhead power lines and replacement with commercial power lines at Wells 1, 3, 5-10, 12, 16, 18, 20, 21, 24, 25, 30, 31, 32, and 34; (2) Installation of new motor starters at Wells 1, 3, 5-10, 12, 16, 18, 20, 21, 24, 25, 30, 31, 32, and 34; and (3) Replacement of the existing fiber optic cable.



Project Schedule		
Project Phase	Start Date	End Date
Publishing	12/2/2022	5/15/2023
Planning	1/12/2026	6/26/2026
Professional Services Selection	4/20/2026	1/4/2027
Design	10/6/2026	1/18/2028
Bidding	1/19/2028	9/4/2028
Construction or Execution	11/23/2027	10/14/2030
Close-Out	10/15/2030	2/17/2031

Project Budget by Project Phase	
Project Phase	Amount
Design	\$488,000
Bidding	\$55,000
Construction or Execution	\$7,511,000
Close-Out	\$272,000
<b>Total Budget</b>	<b>\$8,326,000</b>

**Expenditure Plan by Fiscal Year and Funding Source**



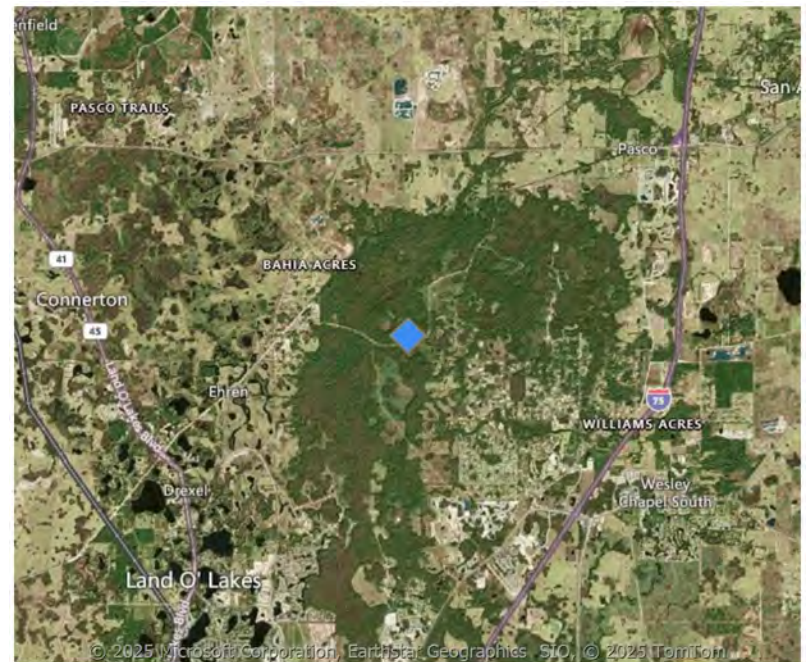
## 50043: Cypress Creek Wellfield Headwall Erosion Repair

<b>Project Manager</b>	
<b>Construction Manager</b>	
<b>Status</b>	Not Yet Started

Project Location	
Pasco County	

**Project Description**

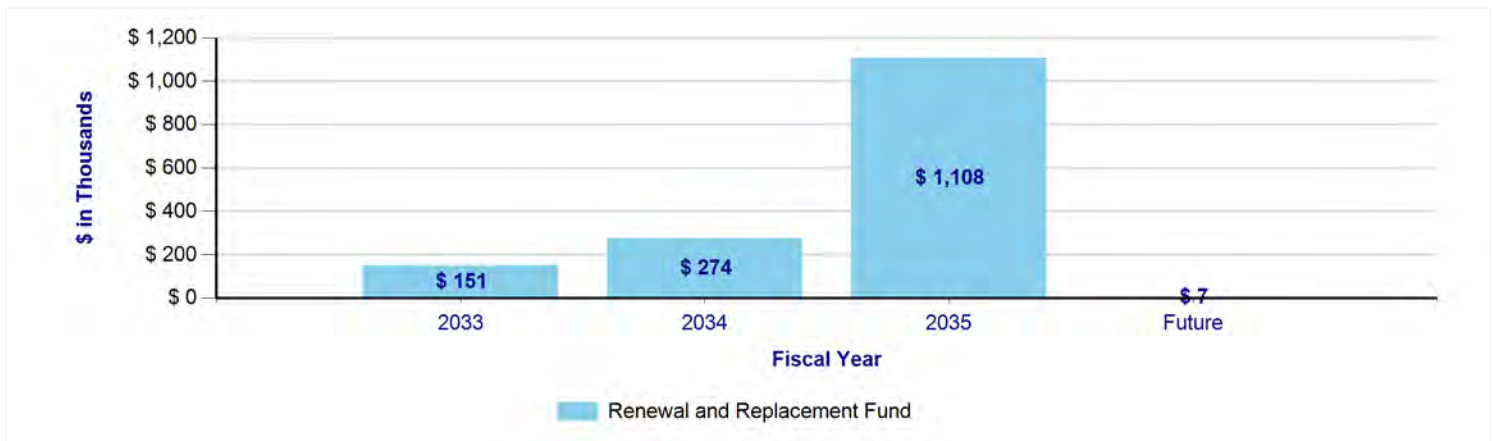
The project is located in the Cypress Creek Wellfield and includes repair of damage caused by erosion to the service road (Pump Station Road) culvert crossing of Cypress Creek.



Project Schedule		
Project Phase	Start Date	End Date
Publishing	12/2/2022	5/15/2023
Planning	4/2/2032	7/8/2032
Professional Services Selection	7/9/2032	11/1/2032
Design	11/1/2032	11/1/2033
Bidding	11/2/2033	6/5/2034
Construction or Execution	5/7/2034	8/29/2035
Close-Out	8/30/2035	1/21/2036

Project Budget by Project Phase	
Project Phase	Amount
Design	\$166,000
Bidding	\$17,000
Construction or Execution	\$1,348,000
Close-Out	\$9,000
<b>Total Budget</b>	<b>\$1,540,000</b>

### Expenditure Plan by Fiscal Year and Funding Source

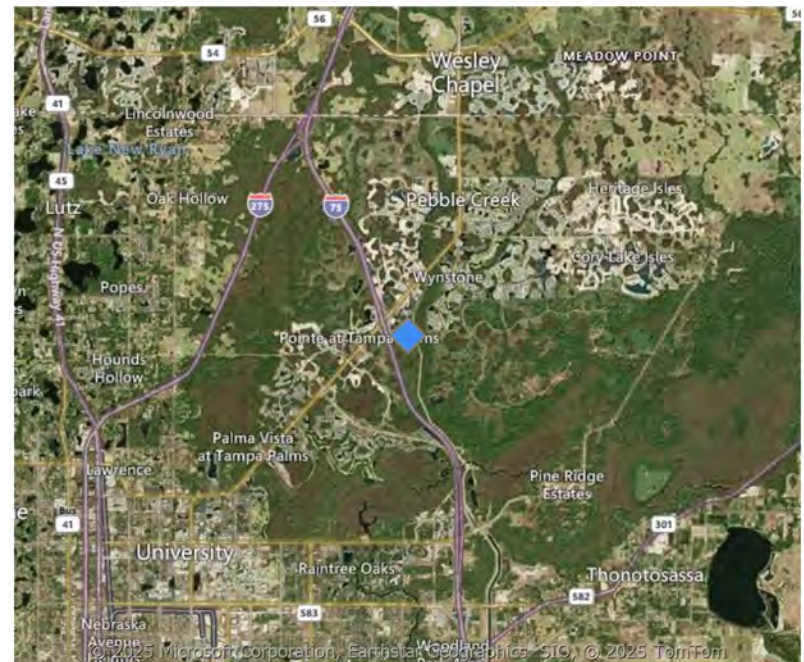


<b>Project Manager</b>	
<b>Construction Manager</b>	
<b>Status</b>	Not Yet Started

<b>Project Location</b>
Hillsborough County

**Project Description**

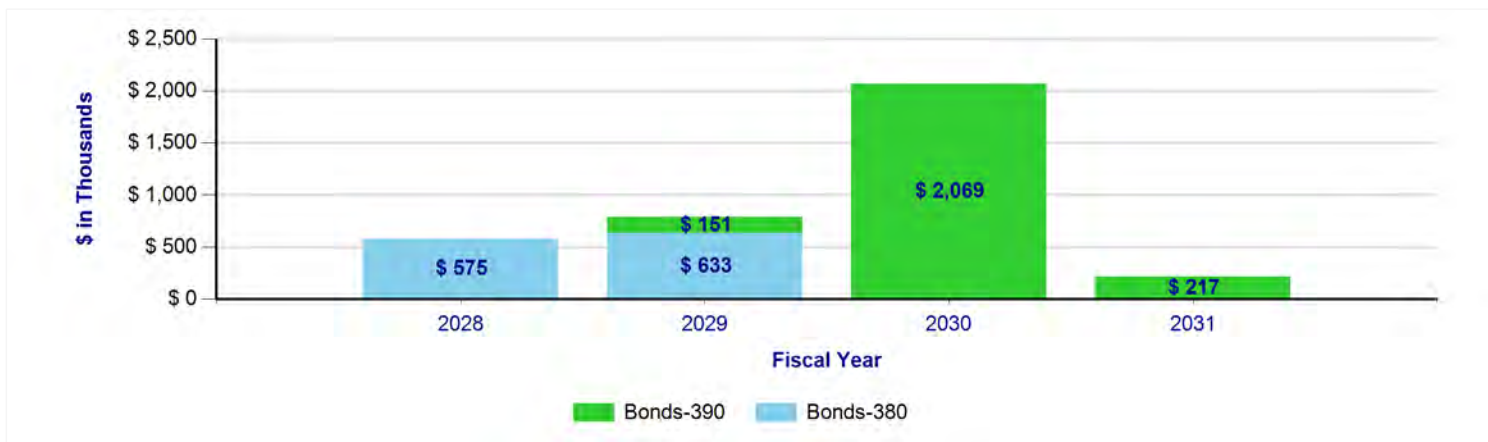
This project is located at the Morris Bridge Booster Station and involves inspecting and replacing existing chemical feed systems.



Project Schedule		
Project Phase	Start Date	End Date
Design	5/3/2027	8/22/2028
Bidding	8/23/2028	3/26/2029
Construction	3/21/2029	10/16/2030
Close-Out	10/17/2030	1/20/2031

Project Budget by Project Phase	
Project Phase	Amount
Design	\$569,000
Bidding	\$35,000
Construction	\$2,921,000
Close-Out	\$120,000
<b>Total Budget</b>	<b>\$3,645,000</b>

**Expenditure Plan by Fiscal Year and Funding Source**

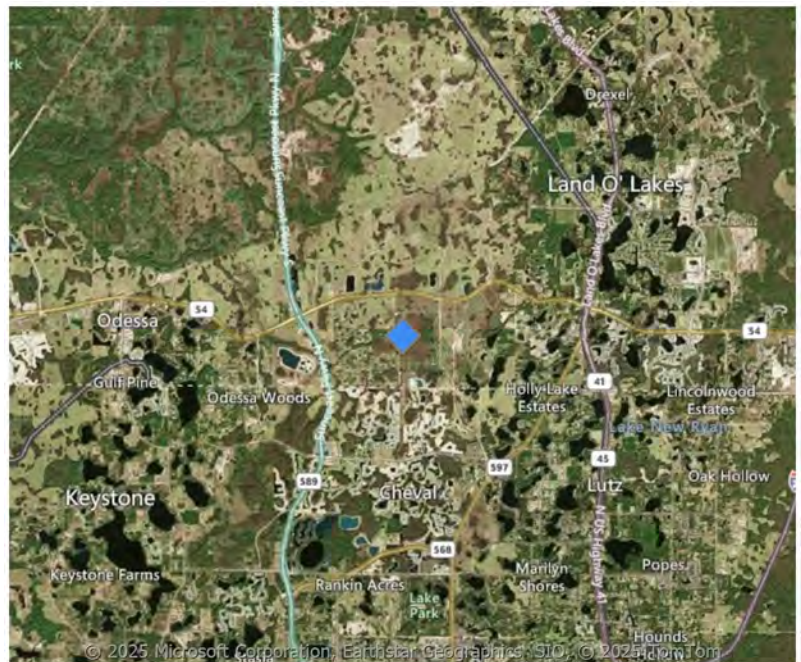


<b>Project Manager</b>	
<b>Construction Manager</b>	
<b>Status</b>	Not Yet Started

Project Location	
Pasco County	

**Project Description**

This project includes the repair, rehabilitation, or replacement of pipe segments along the South Pasco Transmission Main (TM) that were identified as being in low or moderate levels of distress based on Pure Technologies U.S. Inc (Pure) leak detection and electromagnetic inspection completed in 2015. The South Pasco TM is comprised of 42-inch diameter prestressed concrete cylinder pipe (PCCP) that was manufactured by Price Brothers Company and installed under Contract C-35 in 1971. The four pipe segments (Segment Reference # 1592, 1601, 1604, and 1612) that are the focus of this contract is in the vicinity of Biarritz Village, within the Cheval East Community Association, between Contract C-35 Stations Numbers (SN) 173+72 and 176+92.



Project Schedule		
Project Phase	Start Date	End Date
Planning	6/2/2031	9/5/2031
Professional Services Selection	9/8/2031	10/18/2032
Design	10/18/2032	3/3/2034
Bidding	3/6/2034	10/5/2034
Construction	9/20/2034	10/10/2035
Close-Out	10/11/2035	1/21/2036

Project Budget by Project Phase	
Project Phase	Amount
Planning	\$140,000
Design	\$356,000
Bidding	\$48,000
Construction	\$3,925,000
Close-Out	\$24,000
<b>Total Budget</b>	<b>\$4,493,000</b>

**Expenditure Plan by Fiscal Year and Funding Source**



## 50057: Tampa Bay Desalination Plant Belt Filter Press Replacement

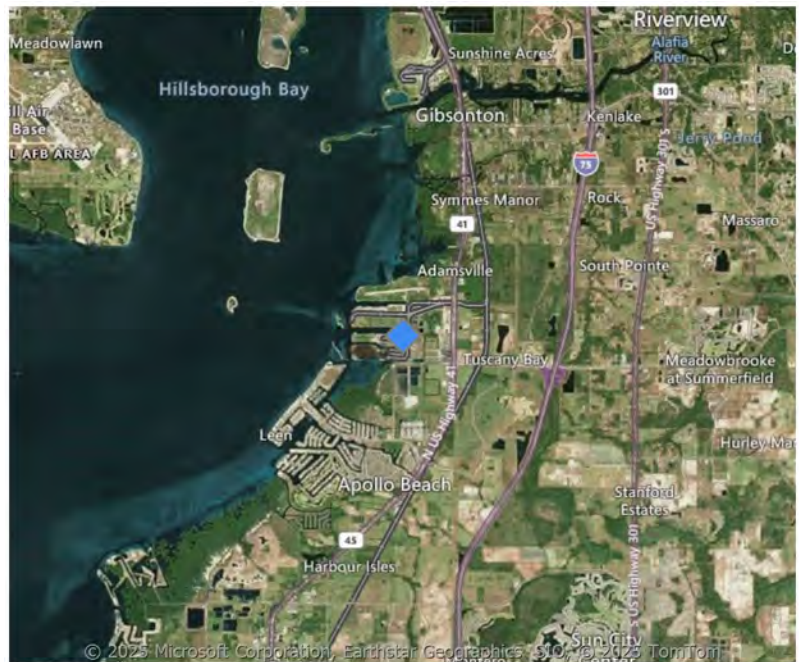
<b>Project Manager</b>	
<b>Construction Manager</b>	
<b>Status</b>	Not Yet Started

### Project Description

This project is located at the Tampa Bay Desalination Plant and includes the replacement in kind of the two (2) belt filter press assemblies, including the belter filter press, sludge conveyor, gravity belt filter, conical mixer, and programmable logic controller (PLC) power and control panel.

### Project Location

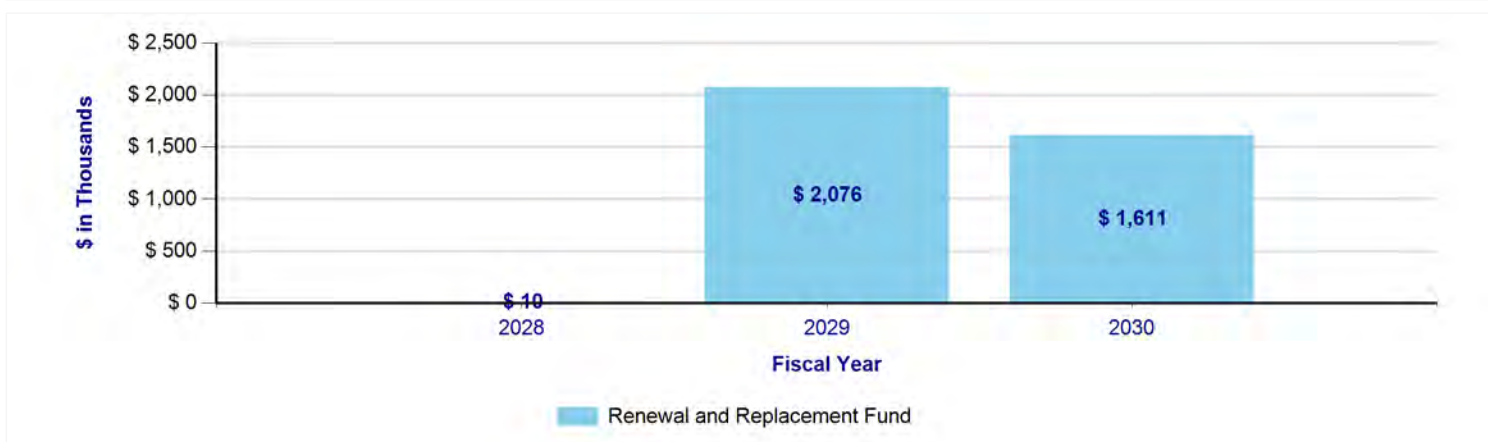
Hillsborough County



Project Schedule		
Project Phase	Start Date	End Date
Planning	1/24/2028	4/28/2028
Professional Services Selection	5/1/2028	5/1/2028
Design	5/2/2028	7/24/2028
Bidding	7/25/2028	12/4/2028
Construction	12/4/2028	3/11/2030
Close-Out	3/12/2030	6/17/2030

Project Budget by Project Phase	
Project Phase	Amount
Bidding	\$28,000
Construction	\$3,471,000
Close-Out	\$198,000
<b>Total Budget</b>	<b>\$3,697,000</b>

### Expenditure Plan by Fiscal Year and Funding Source



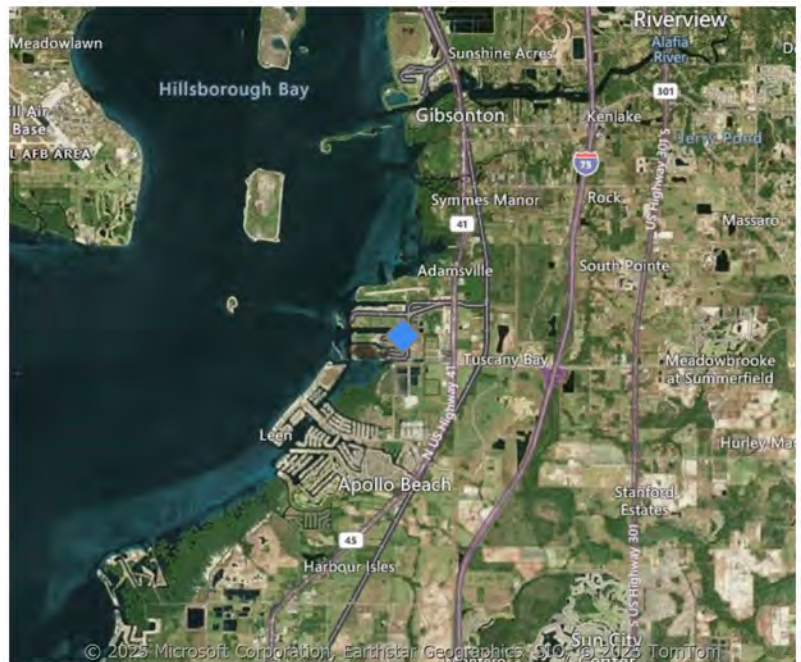
**50058: Tampa Bay Desalination Plant Piping Replacement**

<b>Project Manager</b>	
<b>Construction Manager</b>	
<b>Status</b>	Not Yet Started

**Project Description**

The purpose of this project is to install three new water line headers throughout the Desalination plant. Various small piping within the plant is constructed of high-density polyethylene (HDPE) and has leaked on numerous occasions.

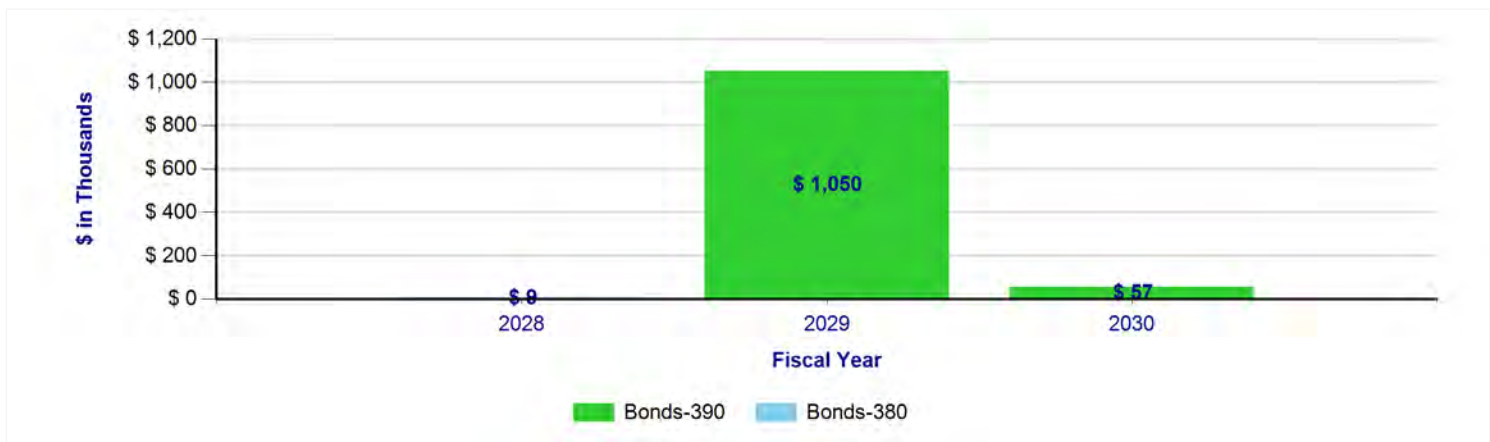
**Project Location**  
Hillsborough County



Project Schedule		
Project Phase	Start Date	End Date
Planning	1/24/2028	4/28/2028
Design	5/2/2028	7/24/2028
Bidding	7/25/2028	12/4/2028
Construction	12/4/2028	9/24/2029
Close-Out	9/25/2029	12/17/2029

Project Budget by Project Phase	
Project Phase	Amount
Bidding	\$17,000
Construction	\$1,038,000
Close-Out	\$61,000
<b>Total Budget</b>	<b>\$1,116,000</b>

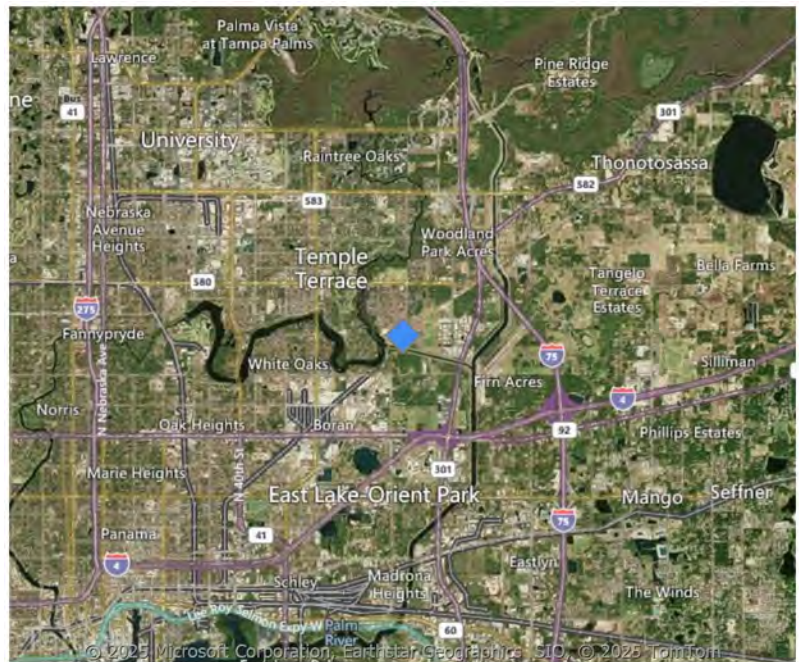
**Expenditure Plan by Fiscal Year and Funding Source**



**50059: Harney Pump Station Pumps and Motors**

<b>Project Manager</b>	
<b>Construction Manager</b>	
<b>Status</b>	Not Yet Started

**Project Location**  
Hillsborough County



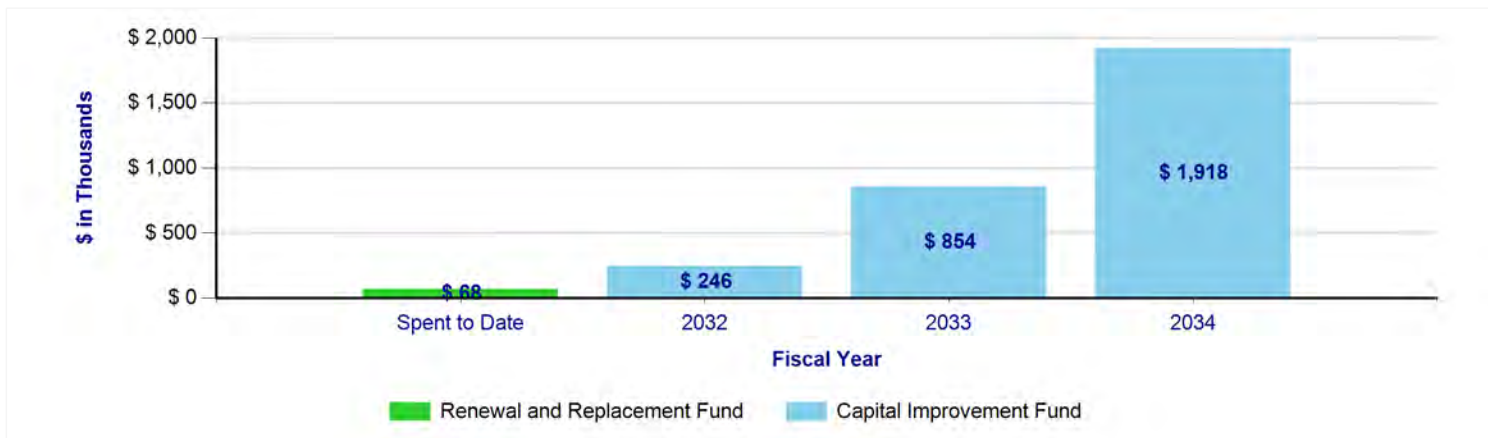
**Project Description**

This project will replace existing pumps and motors at the Tampa Bypass Canal Harney Pump Station which have reached the end of their useful life. The project includes refurbishing or replacing associated equipment such as soft starters and motor control panels.

Project Schedule		
Project Phase	Start Date	End Date
Publishing	3/1/2018	5/15/2023
Planning	1/6/2031	4/11/2031
Professional Services Selection	4/14/2031	11/3/2031
Design	11/3/2031	10/6/2032
Bidding	10/7/2032	5/10/2033
Construction or Execution	4/20/2033	5/24/2034
Close-Out	5/25/2034	9/18/2034

Project Budget by Project Phase	
Project Phase	Amount
Publishing	\$68,268
Design	\$251,000
Bidding	\$84,000
Construction or Execution	\$2,632,000
Close-Out	\$51,000
<b>Total Budget</b>	<b>\$3,086,268</b>

**Expenditure Plan by Fiscal Year and Funding Source**



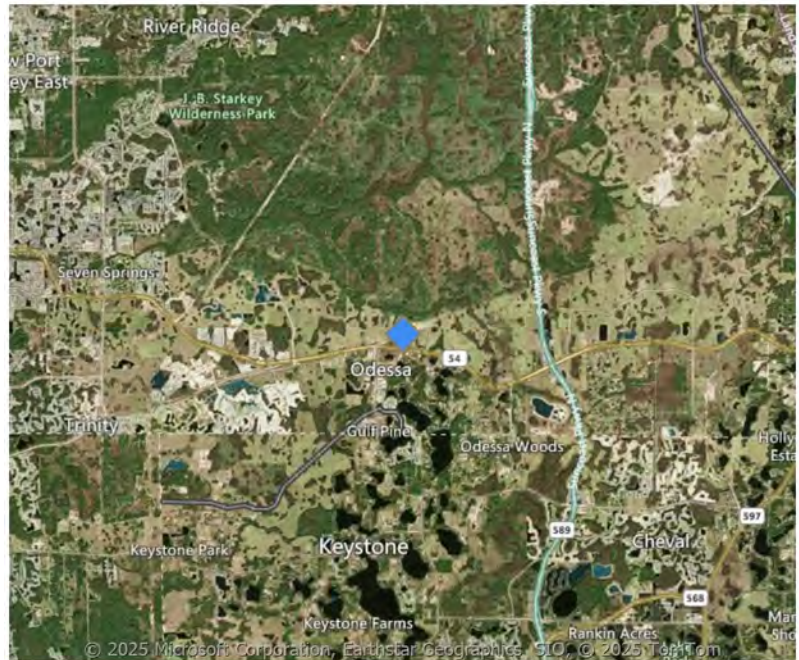
## 50061: Odessa Booster Station Pumps Replacement

<b>Project Manager</b>	
<b>Construction Manager</b>	
<b>Status</b>	Not Yet Started

Project Location	
Pasco County	

### Project Description

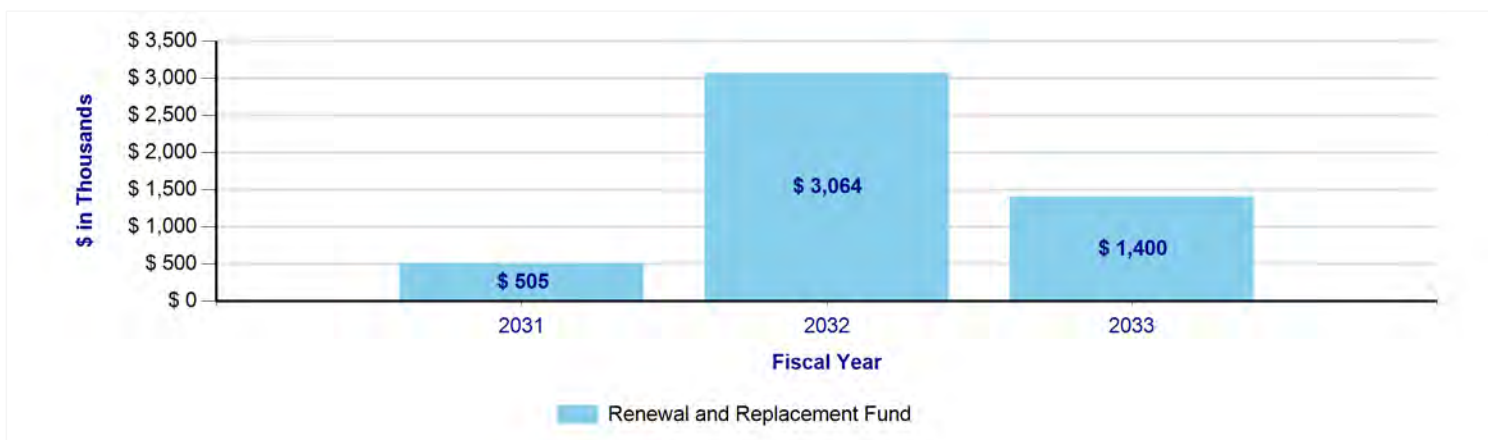
This project is located at the Odessa Booster Station in Pasco County and includes replacing the existing 250 hp pumps with 50 hp pumps to more efficiently meet the pressure system demands and requirements.



Project Schedule		
Project Phase	Start Date	End Date
Planning	12/5/2029	4/23/2030
Professional Services Selection	4/24/2030	9/2/2030
Design	9/2/2030	4/15/2031
Bidding	1/22/2031	8/25/2031
Construction	8/20/2031	3/2/2033
Close-Out	3/3/2033	6/20/2033

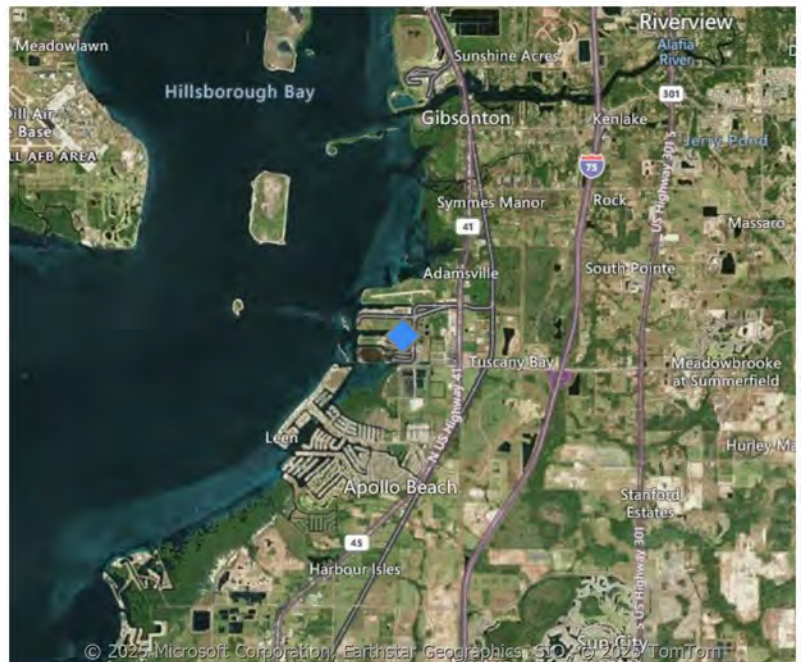
Project Budget by Project Phase	
Project Phase	Amount
Design	\$427,000
Bidding	\$57,000
Construction	\$4,456,000
Close-Out	\$29,000
<b>Total Budget</b>	<b>\$4,969,000</b>

### Expenditure Plan by Fiscal Year and Funding Source



<b>Project Manager</b>	
<b>Construction Manager</b>	
<b>Status</b>	Not Yet Started

**Project Location**  
Hillsborough County



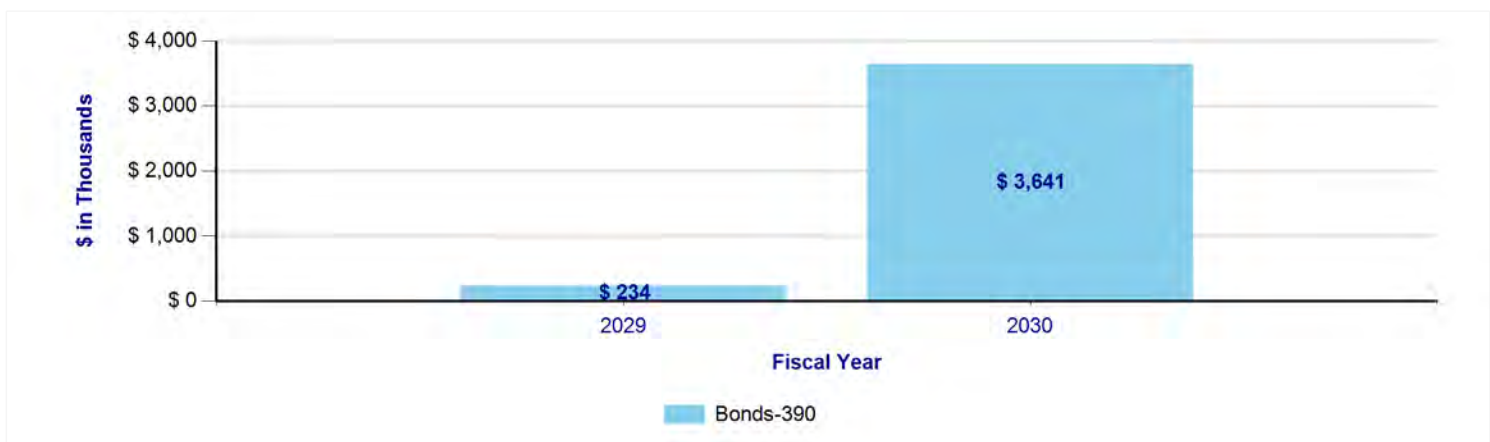
**Project Description**

This project is located at the Tampa Bay Desalination Plant and includes repairing erosion, removing vegetation, re-coating (painting), and replacing bolts and appurtenances that have corrosion on Tampa Bay Water's above-grade piping located on the TECO Big Bend Power Plant site. Additionally, the double contained chlorine dioxide chemical piping will be replaced. The 36-inch above grade fiberglass reinforced pipe (FRP) will be cleaned and inspected. Manways will also be added to the buried 48-inch concentrate and 54-inch seawater supply HDPE piping, these will be accessed, cleaned and inspected. This project is Phase 2 of 3 phases to address issues identified after preliminary inspections completed in 2016.

Project Schedule		
Project Phase	Start Date	End Date
Planning	1/24/2028	6/16/2028
Professional Services Selection	4/10/2028	7/3/2028
Design	6/19/2028	4/20/2029
Bidding	2/26/2029	6/4/2029
Construction	6/5/2029	4/9/2030
Close-Out	4/10/2030	7/15/2030

Project Budget by Project Phase	
Project Phase	Amount
Bidding	\$38,000
Construction	\$3,837,000
<b>Total Budget</b>	<b>\$3,875,000</b>

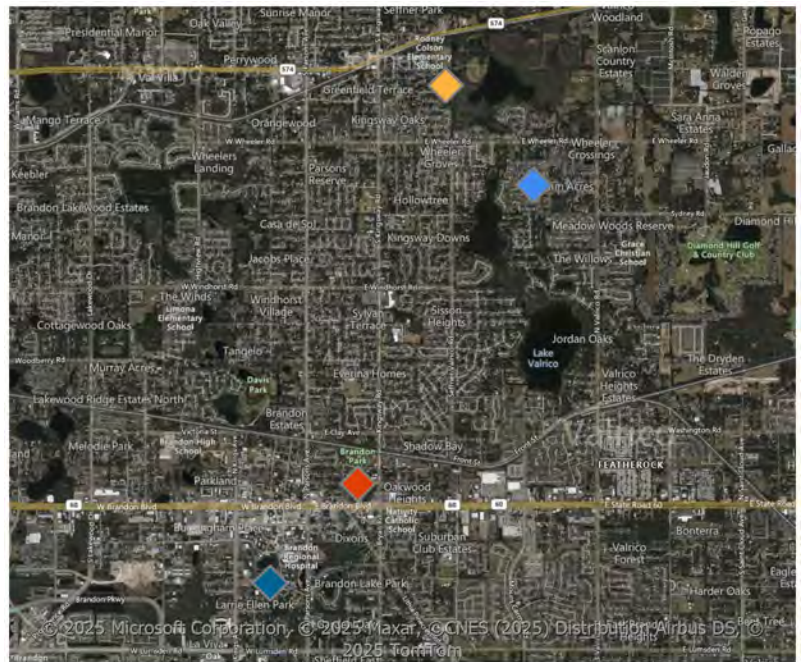
**Expenditure Plan by Fiscal Year and Funding Source**



## 50063: Brandon Urban Dispersed Wellfield Pumps and Motors Replacement

<b>Project Manager</b>	
<b>Construction Manager</b>	
<b>Status</b>	Not Yet Started

### Project Location Hillsborough County



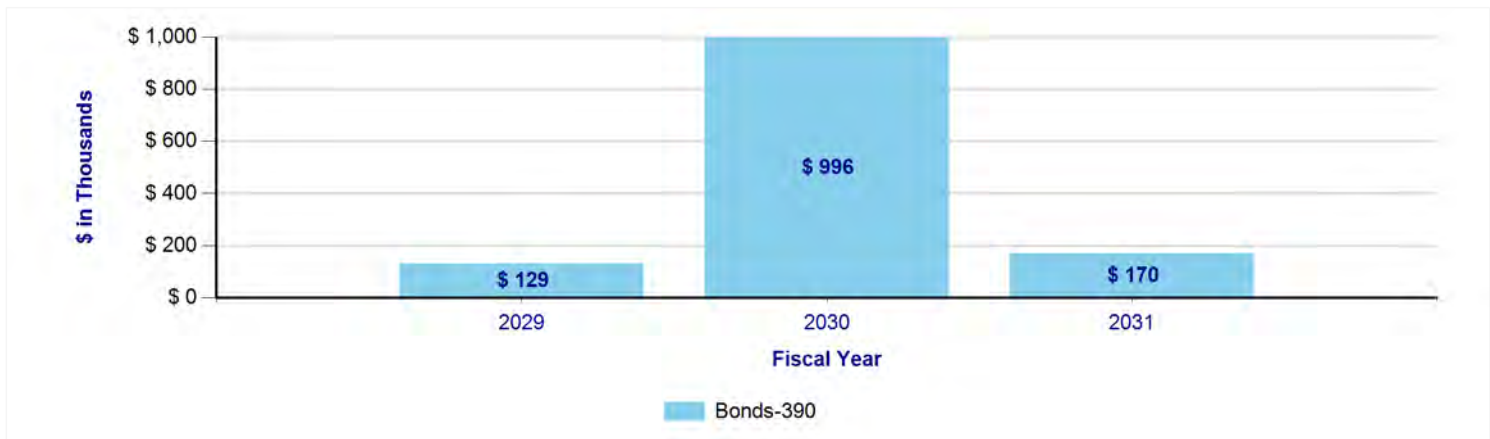
### Project Description

This project is located at the Brandon Urban Dispersed (BUD) Wells in Hillsborough County. This project entails the replacement of three wells and motors. This project is required to maintain the Brandon Urban Dispersed (BUD) Wellfield, which currently serves the growing South Hillsborough County region.

Project Schedule		
Project Phase	Start Date	End Date
Publishing	12/2/2022	5/15/2023
Planning	4/3/2028	7/7/2028
Professional Services Selection	7/10/2028	10/30/2028
Design	10/30/2028	3/6/2029
Bidding	3/7/2029	10/8/2029
Construction or Execution	9/19/2029	11/20/2030
Close-Out	11/21/2030	2/17/2031

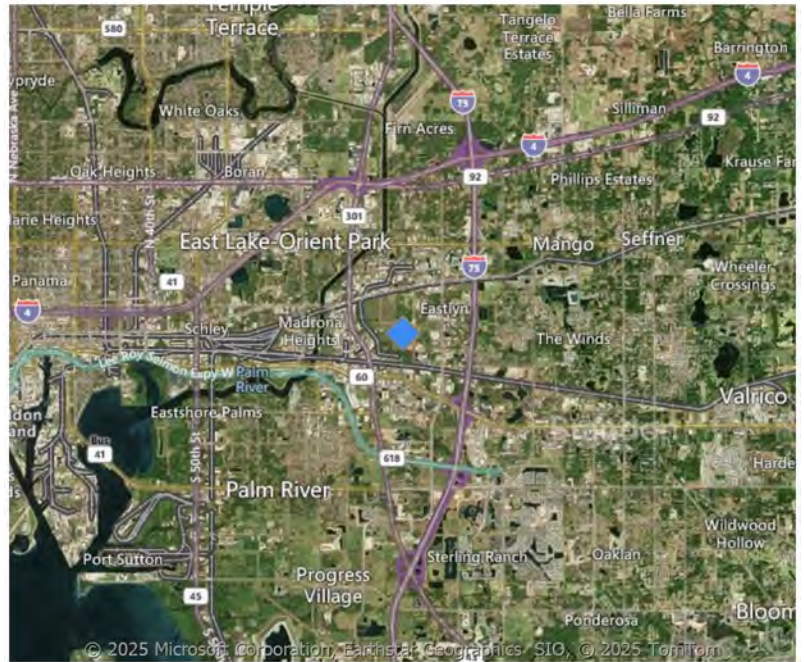
Project Budget by Project Phase	
Project Phase	Amount
Design	\$114,000
Bidding	\$16,000
Construction or Execution	\$1,165,000
<b>Total Budget</b>	<b>\$1,295,000</b>

### Expenditure Plan by Fiscal Year and Funding Source



<b>Project Manager</b>	
<b>Construction Manager</b>	
<b>Status</b>	Not Yet Started

**Project Location**  
Hillsborough County



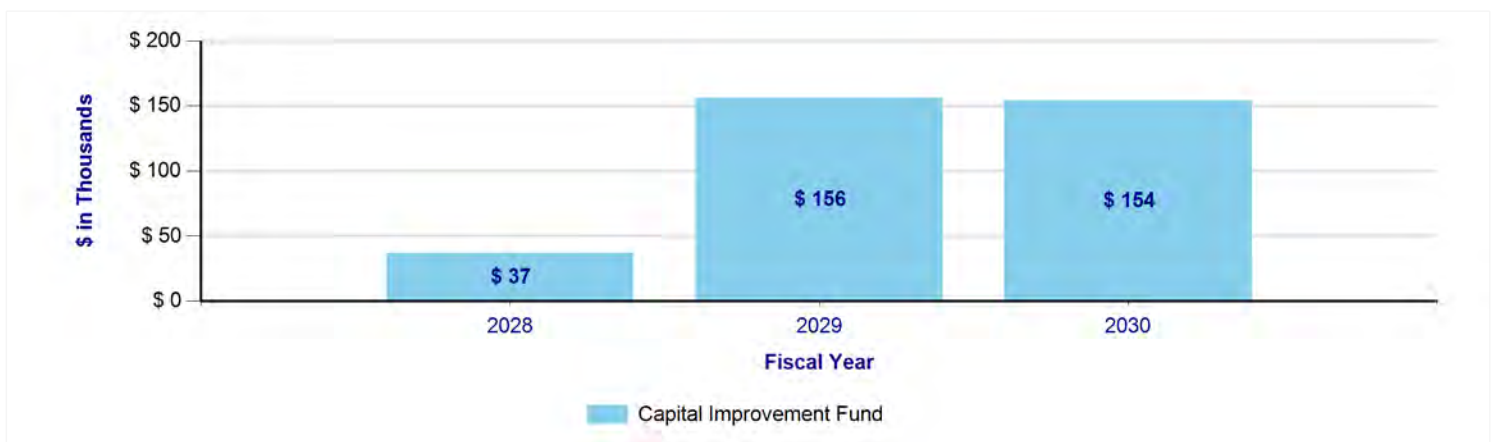
**Project Description**

This project is located at the Repump Station facility in Hillsborough County and includes replacement of the 300 kW generator and fuel tank. The generator will reach its end of useful life in 2029.

Project Schedule		
Project Phase	Start Date	End Date
Planning	6/7/2027	9/10/2027
Professional Services Selection	9/13/2027	1/3/2028
Design	1/3/2028	10/16/2028
Bidding	10/17/2028	5/17/2029
Construction	10/3/2028	12/25/2029
Close-Out	12/26/2029	4/15/2030

Project Budget by Project Phase	
Project Phase	Amount
Design	\$39,000
Bidding	\$8,000
Construction	\$285,000
Close-Out	\$15,000
<b>Total Budget</b>	<b>\$347,000</b>

**Expenditure Plan by Fiscal Year and Funding Source**



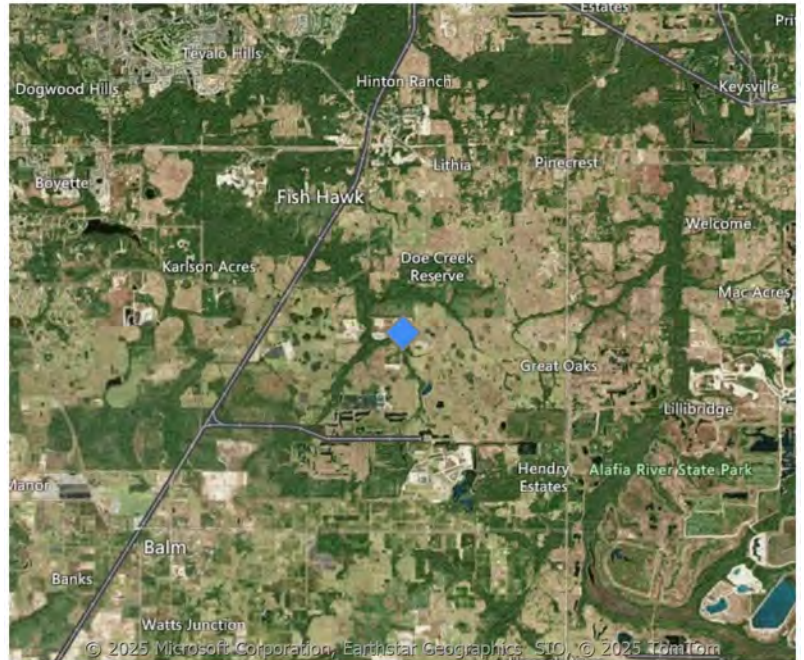
<b>Project Manager</b>	
<b>Construction Manager</b>	
<b>Status</b>	Not Yet Started

**Project Description**

This project will replace the porous hose portion of the dissolved air lines in the north end of the C.W. Bill Young Regional Reservoir in Hillsborough County. The lines were inspected in 2022 and found to be in good condition. Evaluation of the dissolved air lines should be conducted in 2027 to determine if replacement is needed at that time.

**Project Location**

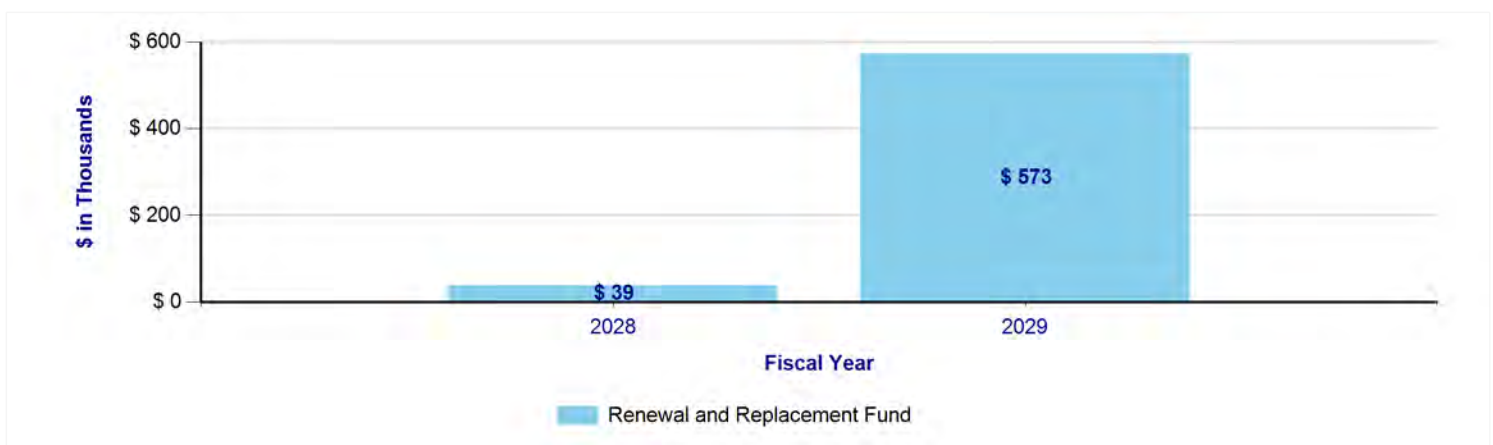
Hillsborough County



Project Schedule		
Project Phase	Start Date	End Date
Planning	4/1/2028	5/2/2028
Professional Services Selection	5/2/2028	7/18/2028
Design	6/29/2028	12/9/2028
Bidding	12/12/2028	3/20/2029
Construction	3/1/2029	3/5/2029
Close-Out	3/6/2029	4/16/2029

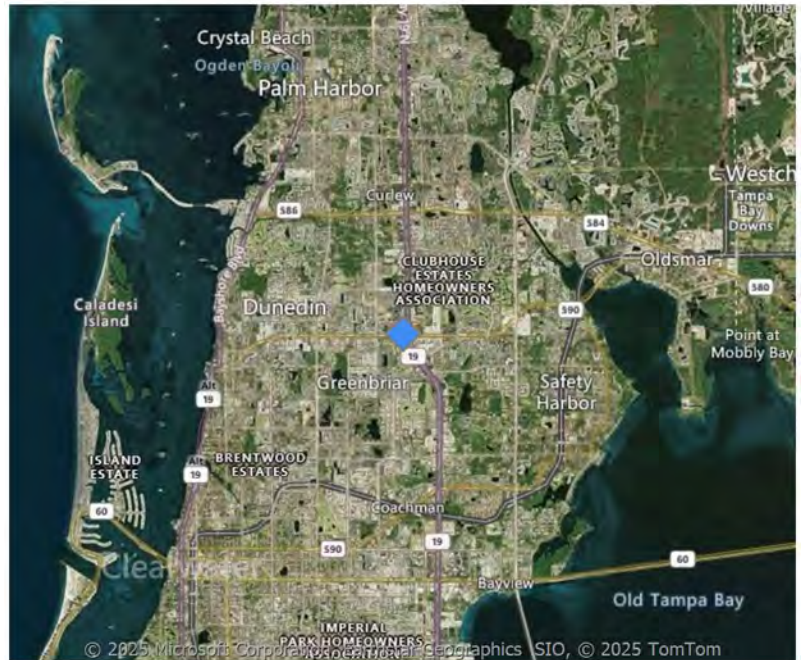
Project Budget by Project Phase	
Project Phase	Amount
Design	\$68,000
Bidding	\$17,000
Construction	\$523,000
Close-Out	\$4,000
<b>Total Budget</b>	<b>\$612,000</b>

**Expenditure Plan by Fiscal Year and Funding Source**



<b>Project Manager</b>	
<b>Construction Manager</b>	
<b>Status</b>	Not Yet Started

**Project Location**  
Pinellas County



**Project Description**

This project includes design, permitting and construction of a generator at Tampa Bay Water's Clearwater Office. The project includes replacement of the 230 kW generator and 400 Amp generator receptacle (installed and tested for backup to the 230 kW generator) that was installed in 2004.

Project Schedule		
Project Phase	Start Date	End Date
Publishing	12/2/2022	5/13/2023
Planning	1/3/2029	4/10/2029
Professional Services Selection	4/11/2029	7/30/2029
Design	7/30/2029	1/15/2030
Bidding	1/16/2030	8/20/2030
Construction or Execution	8/21/2030	7/7/2032
Close-Out	7/8/2032	10/18/2032

Project Budget by Project Phase	
Project Phase	Amount
Design	\$74,000
Bidding	\$21,000
Construction or Execution	\$600,000
Close-Out	\$42,000
<b>Total Budget</b>	<b>\$737,000</b>

**Expenditure Plan by Fiscal Year and Funding Source**

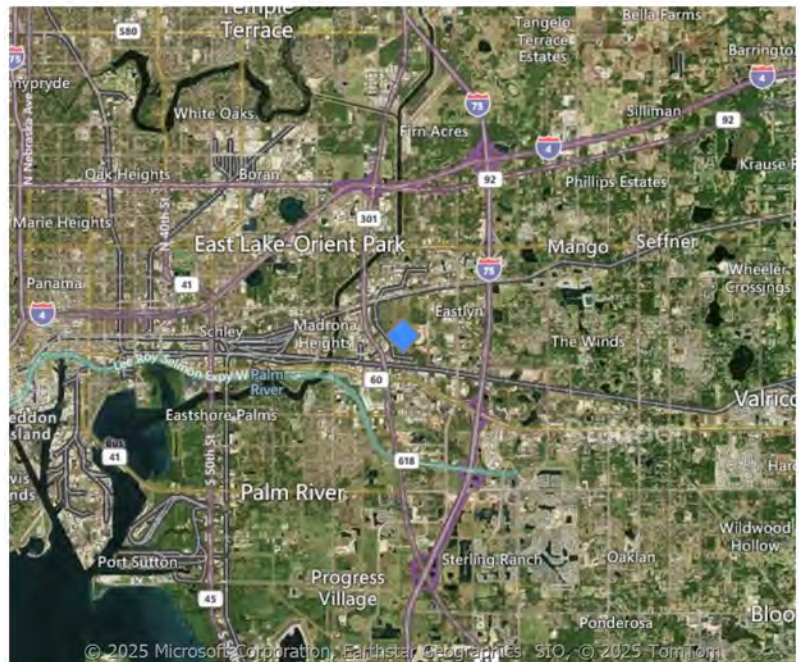


## 50080: Alkalinity Adjustment Facility Generator Replacement

<b>Project Manager</b>	
<b>Construction Manager</b>	
<b>Status</b>	Not Yet Started

### Project Location

Pasco County



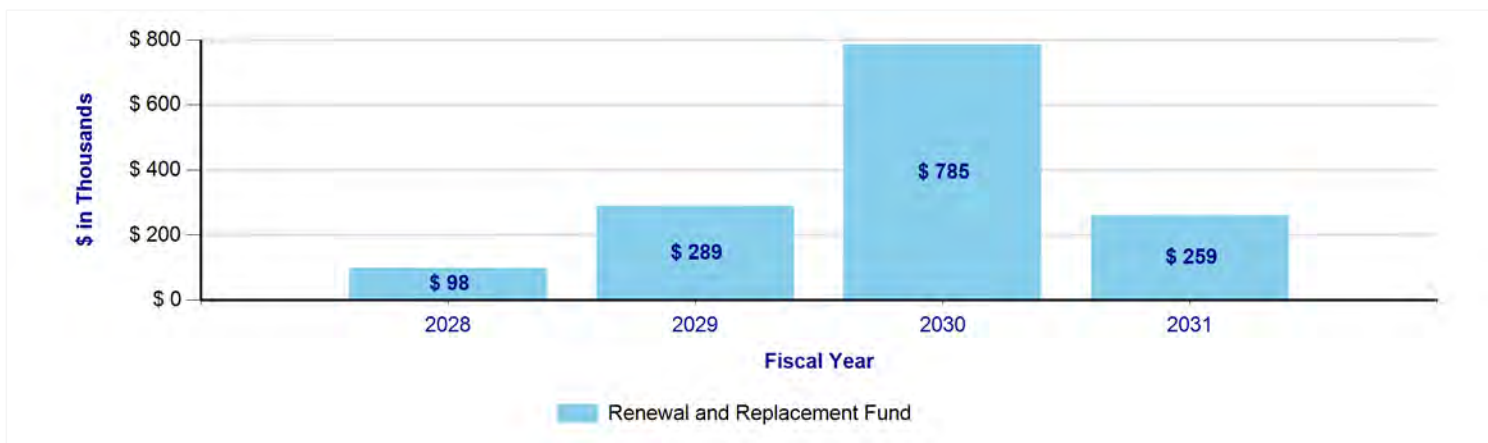
### Project Description

This project includes design, permitting and construction of a new generator at the regional Alkalinity Adjustment Facility (AAF) site. The project also includes replacement of the existing 500 kW generator that was installed in 2005.

Project Schedule		
Project Phase	Start Date	End Date
Publishing	12/2/2022	5/13/2023
Planning	6/7/2027	9/10/2027
Professional Services Selection	9/13/2027	1/31/2028
Design	1/31/2028	8/15/2028
Bidding	8/16/2028	3/19/2029
Construction or Execution	2/21/2029	1/8/2031
Close-Out	1/9/2031	4/21/2031

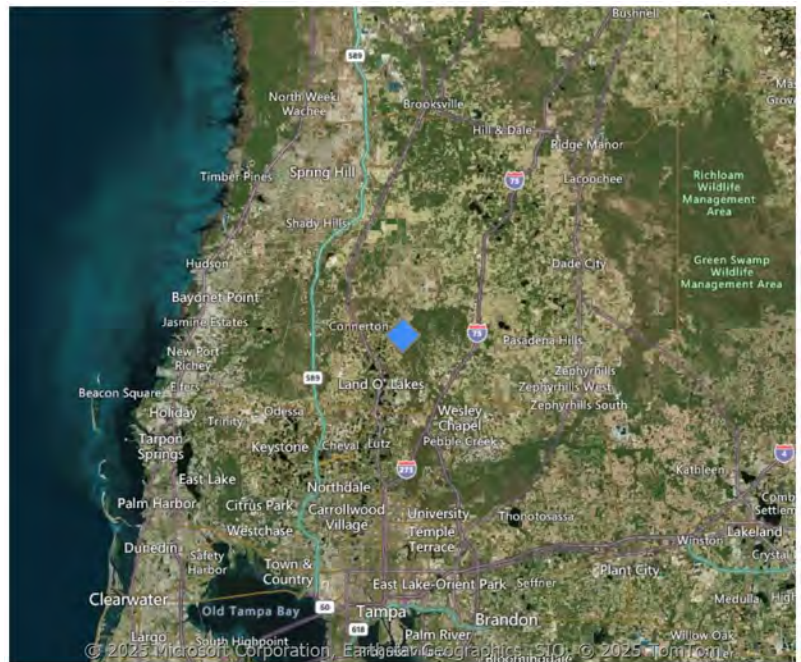
Project Budget by Project Phase	
Project Phase	Amount
Design	\$93,000
Bidding	\$24,000
Construction or Execution	\$1,268,000
Close-Out	\$46,000
<b>Total Budget</b>	<b>\$1,431,000</b>

### Expenditure Plan by Fiscal Year and Funding Source



<b>Project Manager</b>	Mike Sakales
<b>Construction Manager</b>	
<b>Status</b>	Not Yet Started

**Project Location**  
Pasco County



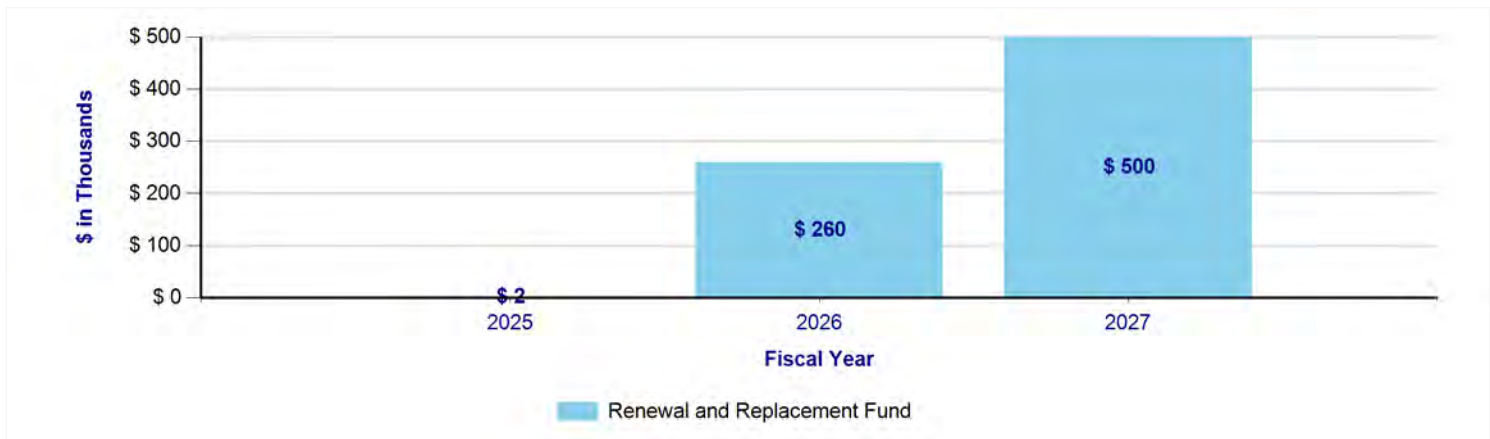
**Project Description**

This project is located at Tampa Bay Waters Cypress Creek Pump Station (CCPS). The project will replace antiquated generator controllers for two (2) medium voltage, 2.4 kV, 1825 kW/2281 kVA generators that provide standby power to the 2.4 kV distribution system at the CCPS. This distribution system feeds the pumps, control room and other facilities critical for operations at the CCPS.

Project Schedule		
Project Phase	Start Date	End Date
Publishing	8/1/2023	5/20/2024
Planning	2/17/2025	4/25/2025
Professional Services Selection	4/28/2025	8/4/2025
Design	8/4/2025	4/14/2026
Bidding	4/15/2026	6/29/2026
Construction or Execution	6/30/2026	3/9/2027
Close-Out	3/10/2027	6/21/2027

Project Budget by Project Phase	
Project Phase	Amount
Design	\$87,000
Bidding	\$9,000
Construction or Execution	\$626,000
Close-Out	\$40,000
<b>Total Budget</b>	<b>\$762,000</b>

**Expenditure Plan by Fiscal Year and Funding Source**

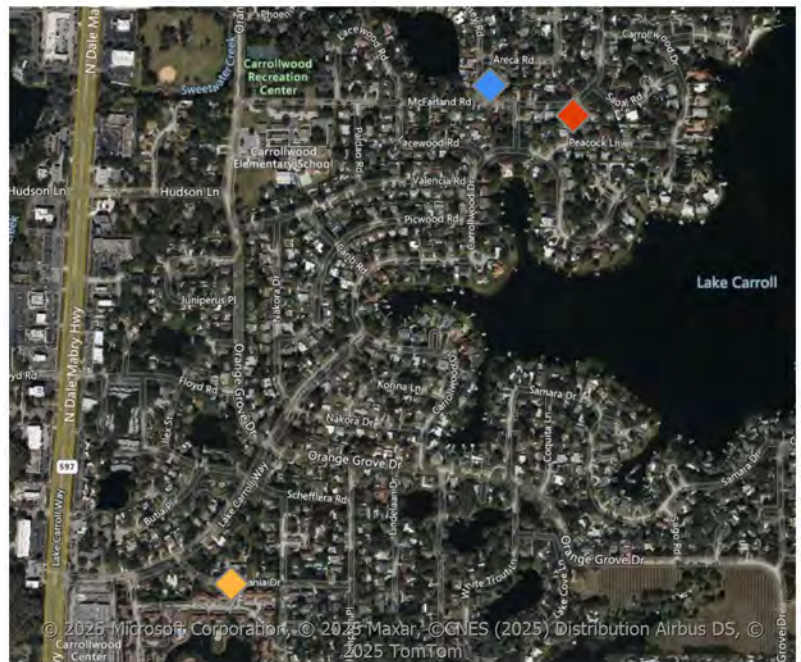


<b>Project Manager</b>	
<b>Construction Manager</b>	
<b>Status</b>	Not Yet Started

**Project Description**

The purpose of this project is to refurbish 3 vertical turbine pumps and motors within the Carrollwood wellfield. Refurbishment will increase the operational efficiency and reduce maintenance on the existing well pumps.

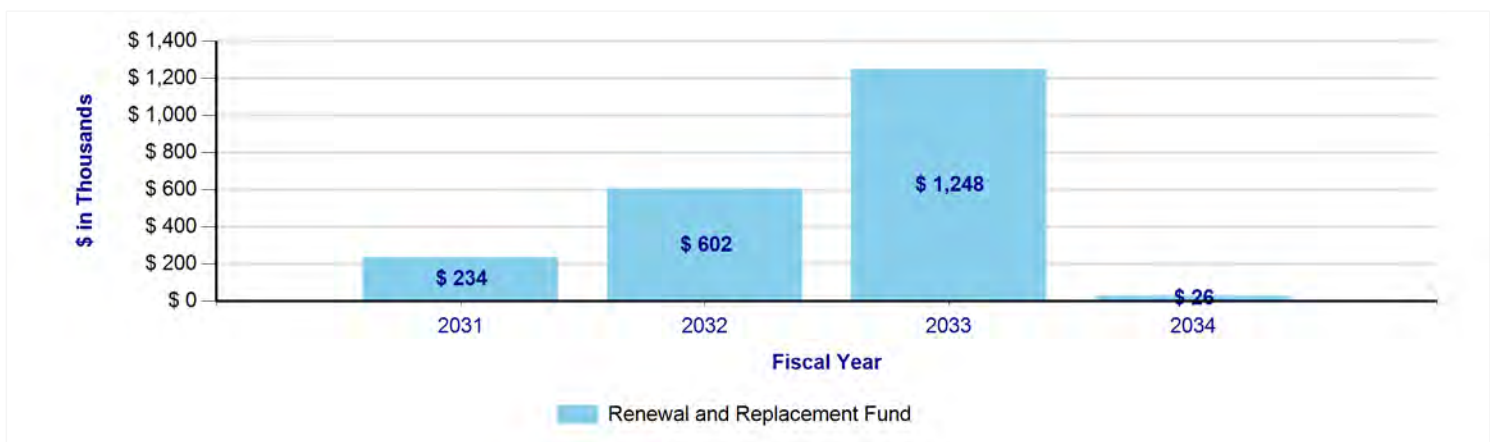
**Project Location**  
Hillsborough County



Project Schedule		
Project Phase	Start Date	End Date
Planning	2/5/2030	5/13/2030
Professional Services Selection	5/14/2030	9/2/2030
Design	9/2/2030	8/20/2031
Bidding	8/21/2031	3/23/2032
Construction	2/18/2032	7/6/2033
Close-Out	7/7/2033	11/21/2033

Project Budget by Project Phase	
Project Phase	Amount
Design	\$227,000
Bidding	\$35,000
Construction	\$1,776,000
Close-Out	\$72,000
<b>Total Budget</b>	<b>\$2,110,000</b>

**Expenditure Plan by Fiscal Year and Funding Source**

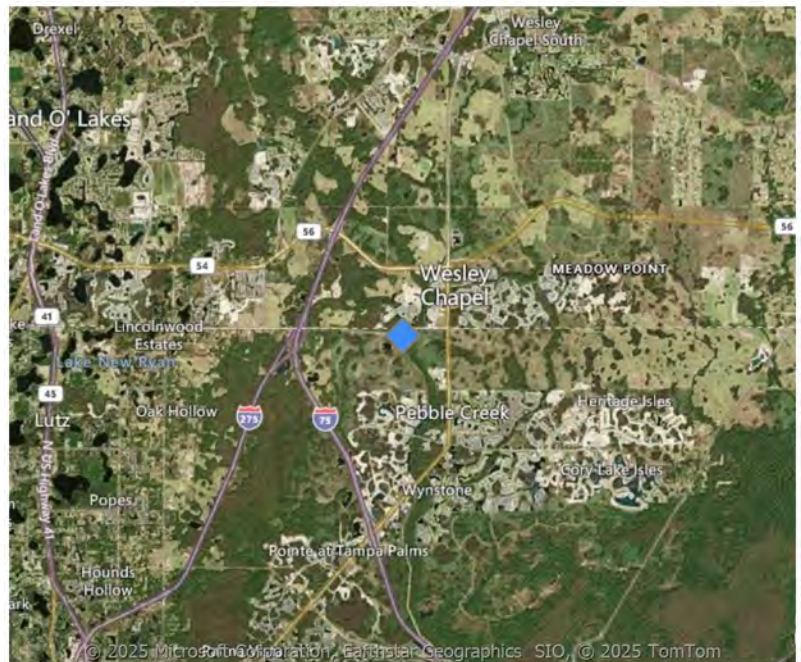


<b>Project Manager</b>	
<b>Construction Manager</b>	
<b>Status</b>	Not Yet Started

<b>Project Location</b>
Hillsborough County

**Project Description**

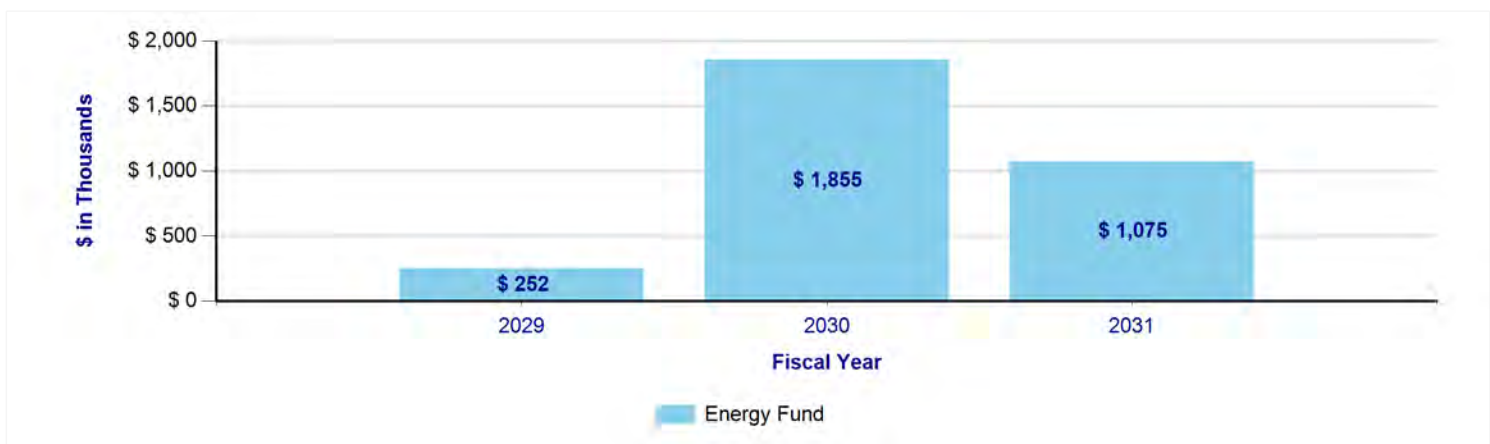
This project is located at the Lake Bridge WTP in Hillsborough County and entails reconditioning the pump and motor of two 250 HP axial split case centrifugal pumps. The VFDs will also be evaluated for refurbishment or replacement if needed. Services to include retrofitting the pumps packing seals to mechanical seals. One pump will be refurbished per year and preferably during the rainy season.



Project Schedule		
Project Phase	Start Date	End Date
Planning	6/1/2028	5/19/2031
Professional Services Selection	9/7/2028	1/1/2029
Design	1/2/2029	6/19/2029
Bidding	4/11/2029	11/12/2029
Construction	10/17/2029	3/5/2031
Close-Out	3/6/2031	5/19/2031

Project Budget by Project Phase	
Project Phase	Amount
Design	\$236,000
Bidding	\$20,000
Construction	\$2,847,000
Close-Out	\$10,000
Construction Costs	\$69,000
<b>Total Budget</b>	<b>\$3,182,000</b>

**Expenditure Plan by Fiscal Year and Funding Source**



THIS PAGE INTENTIONALLY LEFT BLANK