
DATE: February 3, 2020
TO: Matt Jordan, General Manager
FROM: Charles H. Carden, Chief Operating Officer *CHC*
SUBJECT: Water Production Activity Report – *Receive and File*

SUMMARY

The Water Production Activity report summarizes water supply, treatment, and delivery work efforts for the North/South Operations and Maintenance, Contracts, Construction and Engineering Support Sections for December 2019 and January 2020.

RECOMMENDATION

Receive and File

Attachment on CD

mf

Water Production Division Activity Report for December 2019 – Summary

The major activities and work efforts of the departments which comprise the Water Production Division for the month are discussed below.

Water Production

The FY 2020 budgeted annual delivery to the member governments is 180.8 mgd. Table 1a summarizes the Water Year 2020 actual delivery amounts to the member governments through the month; total delivery for the month was 167.9 mgd.

Table 1b provides the actual source usage for Water Year 2020. The budgeted source allocation for Water Year 2020 is 60.7% groundwater, 34.3% surface water (including purchased water), and 5.0% desalinated water. For the month, 168.6 mgd was produced of which 35.4% was surface water, 5.8% was desalinated water, and 58.8% was groundwater.

The Consolidated Water Use Permit Wellfields 12-month running average was 82.8 mgd. On the last day of the month, the Regional Reservoir water elevation was 135.88 feet, correlating to a storage volume of 15.08 billion gallons.

Construction Department detailed project information can be found in the attached tables.

Engineering Support – December 2019

- Capital/Renewal and Replacement projects (see CIP Report attached).
- Requests for survey support are provided on the attached Survey Report.



Water Delivery Budget
Water Year: 2020
 (Does Not Include TBC Flow to Tampa)

TABLE 1A - (December 2019)

	Tampa			Pinellas County			Hillsborough County			St Pete			New Port Richey			Pasco County			Total	
	Flow	Avg	Max	Flow	Avg	Max	Flow	Avg	Max	Flow	Avg	Max	Flow	Avg	Max	Flow	Avg	Max	SUM	AVG
October	0.39	0.01	0.39	1523.68	49.15	56.40	2152.23	69.43	82.00	834.39	26.92	30.12	91.56	2.95	3.43	985.53	31.79	38.77	5587.78	180.25
November	1.23	0.04	0.64	1451.02	48.37	51.85	2055.38	68.51	78.84	781.95	26.07	29.81	88.44	2.95	3.29	903.29	30.11	34.15	5281.31	176.04
December	0.00	0.00	0.00	1429.44	46.11	51.59	1986.07	64.07	73.32	791.56	25.53	29.82	88.74	2.86	3.16	908.94	29.32	33.50	5204.75	167.90
TOTAL	1.62			4,404.14			6,193.68			2,407.90			268.74			2,797.76			16,073.84	
AVG	0.02			47.87			67.32			26.17			2.92			30.41			174.72	
MAX DAY	0.64			56.40			82.00			30.12			3.43			38.77				
BUDGET	6.00			45.60			53.52			28.84			2.70			27.34			164.00	



Tampa Bay Water
Aggregate Water Supply Sources
 (Includes Augmentation Flow)
 (Does not include TBC Flow to Tampa)

TABLE 1B - (December 2019)

Water Year: 2020
Month: December

	Ground Water		Consolidated WUP		Surface Water		Desal Water		Total THIC		Total 301T		Total Water Purchased		Total Water Production	
	Monthly Avg Q	12 Month Rng Avg	Monthly Avg Q	12 Month Rng Avg	Monthly Avg Q	12 Month Rng Avg	Monthly Avg Q	12 Month Rng Avg	Monthly Avg Q	12 Month Rng Avg	Monthly Avg Q	12 Month Rng Avg	Monthly Avg Q	12 Month Rng Avg	Monthly Avg Q	12 Month Rng Avg
October	117.45	109.75	88.41	81.22	63.64	59.01	0.00	6.58	0.00	0.05	0.00	0.00	1.99	2.02	181.09	175.38
November	116.14	110.71	88.28	82.12	60.10	58.23	0.00	6.58	0.00	0.02	0.00	0.00	2.00	2.00	176.24	175.54
December	99.15	111.50	73.99	82.78	59.62	58.16	9.84	6.53	0.00	0.00	0.00	0.00	2.00	1.98	168.61	176.18



Construction Management Monthly Report

REPORTING PERIOD: December 2019

Contract Number	Project Descriptions											
		Contractor/Consultant	Board Approval	Contractual Substantial Completion	Contractual Final Completion	Contract Value	Contract Expenditures Invoiced to Date	Owner Direct Purchases Invoiced to Date	Project Allowance Value	Project Allowance Expenditure To Date	Percentage Expended To Date	In Service Date
2018-023	07006 - South Pasco Generator and Fuel Tank	Eau Gallie Electric, Inc.	19-Feb-2018	25-Apr-2019	24-Jun-2019	\$ 1,048,300.00	\$ 997,815.62	\$ -	\$ 90,000.00	\$ 78,755.74	95%	24-Jun-2019
2018-020	07539 - HSPS Switchgear and Generator Controls Upgrade	TAW Technical Field Services, Inc.	20-Aug-2018	16-Sep-2019	2-Nov-2019	\$ 987,591.00	\$ 508,892.85	\$ -	\$ 80,000.00	\$ 8,043.64	52%	
2019-011	06320 - Cypress Creek Purchasing Warehouse Building Replacement	Wharton-Smith Inc.	15-Apr-2019	8-Jun-2020	8-Jul-2020	\$ 1,721,488.00	\$ 69,700.93	\$ -	\$ 80,000.00	\$ -	4%	
2019-515	09012 - Surface Water Treatment Plant Entrance Canopy	Veolia North America-South, LLC	17-Jun-2019	22-Apr-2020	22-May-2020	\$ 531,372.00	\$ -	\$ -	\$ 40,000.00	\$ -		
2019-044	50064 - TBC MLK Starters Replacement	Eau Gallie Electric, Inc.	17-Jun-2019	2-Jan-2020	1-Feb-2020	\$ 946,800.00	\$ -	\$ -	\$ 168,000.00	\$ -		
2019-045	07067 - Reservoir Office Space	E.M. Scott General Contract, Inc.	17-Jun-2019	19-Dec-2019	15-Jan-2020	\$ 129,198.00	\$ 10,566.00	\$ -	\$ 10,000.00	\$ -	8%	
2019-057	50033 - South-Central Wellfield Generators	Eau Gallie Electric, Inc.	19-Aug-2019	24-Jul-2019	16-Aug-2020	\$ 2,306,855.00	\$ -	\$ -	\$ 300,000.00	\$ -		

All contracts listed above are on schedule and within budget with the following exceptions:

Date Status Designation	
dd/mm/yyyy	Actual Dates
dd/mm/yyyy	Planned Dates









2018-020 - Project 07006 - Substantial and Final Completion dates will be adjusted pending execution of change order

NOTE: Information provided as of December 31, 2019








Capital Improvements Program Board Status Report - December 2019

Project Number	Project Name	Schedule				Financials	
01602	Cypress Creek WF Pumps and Motors	Project Phase	Start Date	End Date	% Complete	<i>Baseline Budget</i>	\$4,409,000
		Planning	03/30/2021	06/21/2021	0%	<i>Current Budget</i>	\$4,806,000
		Professional Services Selection	06/22/2021	03/07/2022		<i>Variance Current vs. Baseline Budget</i>	9%
		Design	03/08/2022	09/28/2023		<i>Actuals to Date</i>	\$0
		Bidding	10/02/2023	04/24/2024		<i>Remaining Budget</i>	\$4,806,000
		Construction	04/25/2024	09/10/2025		<i>% Budget Spent To Date</i>	0%
		Close-Out	09/11/2025	12/15/2025			
01603	Cypress Creek WTP Yard Piping Valves	Project Phase	Start Date	End Date	% Complete	<i>Baseline Budget</i>	\$2,500,000
		Planning	08/25/2023	04/09/2024	0%	<i>Current Budget</i>	\$804,000
		Professional Services Selection	04/10/2024	10/03/2024		<i>Variance Current vs. Baseline Budget</i>	-68%
		Design	10/04/2024	07/10/2025		<i>Actuals to Date</i>	\$0
		Bidding	07/11/2025	01/29/2026		<i>Remaining Budget</i>	\$804,000
		Construction	01/30/2026	02/25/2027		<i>% Budget Spent To Date</i>	0%
		Close-Out	02/26/2027	06/03/2027			
01604	Eldridge Wilde Wellfield Treatment Improvements	Project Phase	Start Date	End Date	% Complete	<i>Baseline Budget</i>	\$31,164,000
		Planning	10/01/2026	03/22/2027	0%	<i>Current Budget</i>	\$33,287,000
		Professional Services Selection	03/23/2027	12/13/2027		<i>Variance Current vs. Baseline Budget</i>	7%
		Design	08/17/2027	08/29/2029		<i>Actuals to Date</i>	\$0
		Bidding	08/30/2029	03/11/2030		<i>Remaining Budget</i>	\$33,287,000
		Construction	03/12/2030	10/13/2031		<i>% Budget Spent To Date</i>	0%
		Close-Out	10/14/2031	02/23/2032			

Capital Improvements Program Board Status Report - December 2019

01605	Morris Bridge Underground Powerline	Project Phase	Start Date	End Date	% Complete	<i>Baseline Budget</i>	\$3,721,000
		Planning	02/01/2021	04/02/2021	0% 	<i>Current Budget</i>	\$4,264,000
		Professional Services Selection	04/05/2021	12/23/2021		<i>Variance Current vs. Baseline Budget</i>	15% 
		Design	01/07/2022	09/16/2022		<i>Actuals to Date</i>	\$0
		Bidding	09/19/2022	05/01/2023		<i>Remaining Budget</i>	\$4,264,000
		Construction	05/02/2023	06/17/2024		<i>% Budget Spent To Date</i>	0% 
		Close-Out	06/18/2024	10/21/2024			
01606	S21 WF Pumps and Motors	Project Phase	Start Date	End Date	% Complete	<i>Baseline Budget</i>	\$1,160,000
		Planning	10/01/2023	11/23/2023	0% 	<i>Current Budget</i>	\$1,160,000
		Professional Services Selection	11/24/2023	11/24/2023		<i>Variance Current vs. Baseline Budget</i>	0% 
		Design	11/24/2023	06/06/2024		<i>Actuals to Date</i>	\$0
		Bidding	06/10/2024	10/21/2024		<i>Remaining Budget</i>	\$1,160,000
		Construction	10/22/2024	09/08/2025		<i>% Budget Spent To Date</i>	0% 
		Close-Out	09/09/2025	12/15/2025			
01612	Southern Hillsborough County Expansion: Wellfield	Project Phase	Start Date	End Date	% Complete	<i>Baseline Budget</i>	\$600,000
		Planning	08/30/2019	01/21/2022	5% 	<i>Current Budget</i>	\$0
		Professional Services Selection	10/18/2021	04/18/2022		<i>Variance Current vs. Baseline Budget</i>	-100%
		Design	04/18/2022	01/29/2024		<i>Actuals to Date</i>	\$0
		Bidding	10/16/2023	02/19/2024		<i>Remaining Budget</i>	\$0
		Construction	02/19/2024	09/29/2025		<i>% Budget Spent To Date</i>	#Error 
		Close-Out	09/29/2025	02/16/2026			













Capital Improvements Program Board Status Report - December 2019

01613	Southern Hillsborough County Expansion: Wellfield Water Treatment Plant and Transmission Main	Project Phase	Start Date	End Date	% Complete	<i>Baseline Budget</i>	\$400,000
		Planning	08/30/2019	01/21/2022	5% 	<i>Current Budget</i>	\$0
		Professional Services Selection	10/18/2021	04/18/2022		<i>Variance Current vs. Baseline Budget</i>	-100%
		Design	04/18/2022	11/21/2023		<i>Actuals to Date</i>	\$0
		Bidding	11/21/2023	02/19/2024		<i>Remaining Budget</i>	\$0
		Construction	02/19/2024	09/29/2025		<i>% Budget Spent To Date</i>	#Error 
		Close-Out	09/29/2025	02/16/2026			
01614	Alafia Pump Station Motors	Project Phase	Start Date	End Date	% Complete	<i>Baseline Budget</i>	\$2,069,000
		Planning	07/15/2024	09/13/2024	0% 	<i>Current Budget</i>	\$2,069,000
		Professional Services Selection	09/16/2024	09/16/2024		<i>Variance Current vs. Baseline Budget</i>	0% 
		Design	09/16/2024	04/21/2025		<i>Actuals to Date</i>	\$0
		Bidding	04/22/2025	11/20/2025		<i>Remaining Budget</i>	\$2,069,000
		Construction	11/21/2025	11/12/2026		<i>% Budget Spent To Date</i>	0% 
		Close-Out	11/13/2026	02/15/2027			
01700	Future-Renewal & Replacement Projects	Project Phase	Start Date	End Date	% Complete	<i>Baseline Budget</i>	\$50,000,000
		Planning	10/01/2024	09/30/2030	0% 	<i>Current Budget</i>	\$22,500,000
						<i>Variance Current vs. Baseline Budget</i>	-55%
						<i>Actuals to Date</i>	\$0
						<i>Remaining Budget</i>	\$22,500,000
						<i>% Budget Spent To Date</i>	0% 

Capital Improvements Program Board Status Report - December 2019

06004	Tampa Bay Desalination Plant Reverse Osmosis Trench Supports	Project Phase	Start Date	End Date	% Complete	<i>Baseline Budget</i>	\$341,000
		Planning	06/01/2021	06/21/2021	0%	<i>Current Budget</i>	\$341,000
		Professional Services Selection	06/22/2021	08/16/2021		<i>Variance Current vs. Baseline Budget</i>	0%
		Design	08/17/2021	01/05/2022		<i>Actuals to Date</i>	\$0
		Bidding	01/06/2022	06/20/2022		<i>Remaining Budget</i>	\$341,000
		Construction	06/21/2022	06/19/2023		<i>% Budget Spent To Date</i>	0%
		Close-Out	06/20/2023	10/16/2023			
06317	South Central Hillsborough Regional WF Improvements	Project Phase	Start Date	End Date	% Complete	<i>Baseline Budget</i>	\$2,340,000
		Planning	11/02/2015	05/31/2017	84%	<i>Current Budget</i>	\$691,689
		Professional Services Selection	06/01/2017	09/29/2017		<i>Variance Current vs. Baseline Budget</i>	-70%
		Design	10/02/2017	07/17/2019		<i>Actuals to Date</i>	\$283,128
		Bidding	07/17/2019	10/21/2019		<i>Remaining Budget</i>	\$408,561
		Construction	10/21/2019	10/19/2020		<i>% Budget Spent To Date</i>	41%
06319	Reservoir Siren Upgrade	Project Phase	Start Date	End Date	% Complete	<i>Baseline Budget</i>	\$376,000
		Planning	10/01/2015	09/30/2019	100%	<i>Current Budget</i>	\$25,913
		Professional Services Selection	10/01/2019	10/02/2019		<i>Variance Current vs. Baseline Budget</i>	-93%
		Design	10/02/2019	10/03/2019		<i>Actuals to Date</i>	\$25,913
		Bidding	10/04/2019	10/07/2019		<i>Remaining Budget</i>	\$0
		Construction	10/07/2019	10/08/2019		<i>% Budget Spent To Date</i>	100%
		Close-Out	10/09/2019	10/21/2019			
06320	Purchasing Warehouse	Project Phase	Start Date	End Date	% Complete	<i>Baseline Budget</i>	\$2,333,500
		Planning	04/18/2017	10/18/2017	71%	<i>Current Budget</i>	\$1,861,310
		Design	12/04/2017	10/15/2018		<i>Variance Current vs. Baseline Budget</i>	-20%
		Bidding	10/16/2018	04/15/2019		<i>Actuals to Date</i>	\$317,749
		Construction	04/16/2019	11/06/2020		<i>Remaining Budget</i>	\$1,543,561
		Close-Out	11/07/2020	02/15/2021		<i>% Budget Spent To Date</i>	17%










Capital Improvements Program Board Status Report - December 2019

06321	South Operations and Maintenance Building	Project Phase	Start Date	End Date	% Complete	<i>Baseline Budget</i>	\$2,402,400
		Planning	04/07/2023	08/29/2023	0% 	<i>Current Budget</i>	\$1,562,000
		Design	08/30/2023	05/14/2024		<i>Variance Current vs. Baseline Budget</i>	-35% 
		Bidding	05/15/2024	08/29/2024		<i>Actuals to Date</i>	\$0
		Construction	08/30/2024	10/20/2026		<i>Remaining Budget</i>	\$1,562,000
		Close-Out	10/21/2026	02/15/2027		<i>% Budget Spent To Date</i>	0% 
07005	South Pasco Wellfield and Treatment Improvements	Project Phase	Start Date	End Date	% Complete	<i>Baseline Budget</i>	\$379,000
		Professional Services Selection	04/01/2016	05/19/2022	36% 	<i>Current Budget</i>	\$11,141,500
		Design	05/20/2022	02/07/2024		<i>Variance Current vs. Baseline Budget</i>	2840% 
		Bidding	02/08/2024	07/19/2024		<i>Actuals to Date</i>	\$81,063
		Construction	07/22/2024	09/18/2026		<i>Remaining Budget</i>	\$11,060,437
						<i>% Budget Spent To Date</i>	1% 
07007	Cypress Creek WTP Chemical System Upgrades	Project Phase	Start Date	End Date	% Complete	<i>Baseline Budget</i>	\$619,000
		Professional Services Selection	10/01/2024	11/26/2026	0% 	<i>Current Budget</i>	\$804,000
		Design	11/27/2026	12/28/2027		<i>Variance Current vs. Baseline Budget</i>	30% 
		Bidding	12/29/2027	07/19/2028		<i>Actuals to Date</i>	\$0
		Construction	07/20/2028	12/19/2029		<i>Remaining Budget</i>	\$804,000
						<i>% Budget Spent To Date</i>	0% 
07010	Regional Facility Site Pump Station Expansion	Project Phase	Start Date	End Date	% Complete	<i>Baseline Budget</i>	\$2,400,000
		Professional Services Selection	05/01/2017	10/01/2018	50% 	<i>Current Budget</i>	\$2,628,530
		Design	10/22/2018	05/31/2019		<i>Variance Current vs. Baseline Budget</i>	10% 
		Bidding	06/03/2019	10/21/2019		<i>Actuals to Date</i>	\$137,500
		Construction	10/22/2019	03/15/2022		<i>Remaining Budget</i>	\$2,491,030
		Close-Out	03/16/2019	08/15/2022		<i>% Budget Spent To Date</i>	5% 









Capital Improvements Program Board Status Report - December 2019

07029	Cypress Creek Water Treatment Plant Drainage Improvements	Project Phase	Start Date	End Date	% Complete	Baseline Budget	\$344,625
		Design	10/01/2025	01/05/2027	0% <div></div>	Current Budget	\$344,625
		Bidding	01/06/2027	06/17/2027		Variance Current vs. Baseline Budget	0% <div></div>
		Construction	06/18/2027	05/04/2028		Actuals to Date	\$0
		Close-Out	05/05/2028	08/17/2029		Remaining Budget	\$344,625
							% Budget Spent To Date
07030	Cypress Creek Roads and Security Upgrades	Project Phase	Start Date	End Date	% Complete	Baseline Budget	\$572,550
		Design	06/16/2026	01/12/2027	0% <div></div>	Current Budget	\$572,550
		Professional Services Selection	04/15/2026	06/16/2026		Variance Current vs. Baseline Budget	0% <div></div>
		Bidding	01/13/2027	10/19/2027		Actuals to Date	\$0
		Construction	10/20/2027	12/12/2028		Remaining Budget	\$572,550
		Close-Out	12/13/2028	02/20/2029	% Budget Spent To Date	0% <div></div>	
07032	Tampa Bay Desalination Facility Intake Connection Improvements: Phase 1	Project Phase	Start Date	End Date	% Complete	Baseline Budget	\$13,174,000
		Planning	09/30/2019	10/11/2019	9% <div></div>	Current Budget	\$1,633,000
		Professional Services Selection	10/14/2019	01/06/2020		Variance Current vs. Baseline Budget	-88%
		Design	01/06/2020	04/28/2020		Actuals to Date	\$0
		Bidding	04/28/2020	08/27/2020		Remaining Budget	\$1,633,000
		Construction	08/27/2020	05/25/2022		% Budget Spent To Date	0% <div></div>
		Close-Out	05/25/2022	10/17/2022			
07061	South Pasco Wellfield Underground Commercial Powerline	Project Phase	Start Date	End Date	% Complete	Baseline Budget	\$1,951,000
		Planning	06/01/2022	02/07/2023	0% <div></div>	Current Budget	\$2,382,000
		Professional Services Selection	02/08/2023	04/26/2023		Variance Current vs. Baseline Budget	22% <div></div>
		Design	04/27/2023	11/30/2023		Actuals to Date	\$0
		Bidding	12/01/2023	04/16/2024		Remaining Budget	\$2,382,000
		Construction	04/17/2024	12/15/2025		% Budget Spent To Date	0% <div></div>









Capital Improvements Program Board Status Report - December 2019

07062	Cypress Creek and HSPS Fiber Optic tie-in	Project Phase	Start Date	End Date	% Complete	<i>Baseline Budget</i>	\$3,832,000
		Planning	01/05/2023	07/05/2023	0% 	<i>Current Budget</i>	\$4,638,000
		Professional Services Selection	07/06/2023	12/28/2023		<i>Variance Current vs. Baseline Budget</i>	21% 
		Design	12/29/2023	05/05/2025		<i>Actuals to Date</i>	\$0
		Bidding	05/06/2025	12/24/2025		<i>Remaining Budget</i>	\$4,638,000
		Construction	12/25/2025	03/31/2027		<i>% Budget Spent To Date</i>	0% 
		Close-Out	04/01/2027	08/09/2027			
07064	Ground Storage Tanks Fall Protection	Project Phase	Start Date	End Date	% Complete	<i>Baseline Budget</i>	\$97,000
		Planning	06/01/2023	07/12/2023	0% 	<i>Current Budget</i>	\$97,000
		Professional Services Selection	07/13/2023	10/16/2023		<i>Variance Current vs. Baseline Budget</i>	0% 
		Design	10/17/2023	03/26/2024		<i>Actuals to Date</i>	\$0
		Bidding	03/04/2024	08/19/2024		<i>Remaining Budget</i>	\$97,000
		Construction	08/20/2024	06/25/2025		<i>% Budget Spent To Date</i>	0% 
		Close-Out	06/26/2025	08/18/2025			
07065	Maytum Vault Confined Space Removal	Project Phase	Start Date	End Date	% Complete	<i>Baseline Budget</i>	\$143,703
		Planning	01/03/2023	02/27/2023	0% 	<i>Current Budget</i>	\$143,703
		Professional Services Selection	02/27/2023	02/27/2023		<i>Variance Current vs. Baseline Budget</i>	0% 
		Design	02/28/2023	06/19/2023		<i>Actuals to Date</i>	\$0
		Bidding	06/20/2023	08/21/2023		<i>Remaining Budget</i>	\$143,703
		Construction	08/22/2023	10/02/2023		<i>% Budget Spent To Date</i>	0% 
		Close-Out	10/03/2023	12/18/2023			













Capital Improvements Program Board Status Report - December 2019

07066	Reservoir Aerators Auxiliary Power	Project Phase	Start Date	End Date	% Complete	<i>Baseline Budget</i>	\$187,000
		Planning	06/02/2025	06/13/2025	0% 	<i>Current Budget</i>	\$187,000
		Professional Services Selection	06/16/2025	06/20/2025		<i>Variance Current vs. Baseline Budget</i>	0% 
		Design	06/23/2025	12/16/2025		<i>Actuals to Date</i>	\$0
		Bidding	12/17/2025	04/17/2026		<i>Remaining Budget</i>	\$187,000
		Construction	04/20/2026	10/23/2026		<i>% Budget Spent To Date</i>	0% 
		Close-Out	10/26/2026	12/18/2026			
07067	Reservoir Office Space	Project Phase	Start Date	End Date	% Complete	<i>Baseline Budget</i>	\$180,120
		Planning	05/01/2018	07/02/2018	73% 	<i>Current Budget</i>	\$186,032
		Professional Services Selection	07/03/2018	08/20/2018		<i>Variance Current vs. Baseline Budget</i>	3% 
		Design	08/21/2018	02/28/2019		<i>Actuals to Date</i>	\$58,800
		Bidding	03/01/2019	06/17/2019		<i>Remaining Budget</i>	\$127,232
		Construction	06/18/2019	06/15/2020		<i>% Budget Spent To Date</i>	32% 
		Close-Out	06/16/2020	08/17/2020			
07068	Reservoir Pole Barn	Project Phase	Start Date	End Date	% Complete	<i>Baseline Budget</i>	\$145,000
		Planning	10/01/2025	12/23/2025	0% 	<i>Current Budget</i>	\$0
		Professional Services Selection	12/24/2025	04/16/2026		<i>Variance Current vs. Baseline Budget</i>	-100%
		Design	04/17/2026	10/01/2026		<i>Actuals to Date</i>	\$0
		Bidding	10/02/2026	12/17/2026		<i>Remaining Budget</i>	\$0
		Construction	12/18/2026	10/25/2027		<i>% Budget Spent To Date</i>	#Error 
		Close-Out	10/26/2027	02/17/2028			









Capital Improvements Program Board Status Report - December 2019

07069	SCADA and IT Security Systems Improvements	Project Phase	Start Date	End Date	% Complete	<i>Baseline Budget</i>	\$2,757,077
		Planning	10/01/2019	11/25/2019	13% 	<i>Current Budget</i>	\$0
		Professional Services Selection	11/26/2019	04/20/2020		<i>Variance Current vs. Baseline Budget</i>	-100%
		Design	04/21/2020	09/14/2020		<i>Actuals to Date</i>	\$0
		Bidding	08/25/2020	12/21/2020		<i>Remaining Budget</i>	\$0
		Construction	12/22/2020	04/26/2021		<i>% Budget Spent To Date</i>	#Error 
		Close-Out	03/30/2021	10/18/2021			
07070	TBC MLK Pumps Refurbishment	Project Phase	Start Date	End Date	% Complete	<i>Baseline Budget</i>	\$1,154,000
		Planning	10/03/2022	11/11/2022	0% 	<i>Current Budget</i>	\$1,188,000
		Professional Services Selection	11/14/2022	11/14/2022		<i>Variance Current vs. Baseline Budget</i>	3% 
		Design	11/15/2022	01/16/2023		<i>Actuals to Date</i>	\$0
		Bidding	12/28/2022	04/27/2023		<i>Remaining Budget</i>	\$1,188,000
		Construction	04/28/2023	09/02/2025		<i>% Budget Spent To Date</i>	0% 
		Close-Out	09/03/2025	12/15/2025			
07072	Tampa Bypass Canal Gates Automation	Project Phase	Start Date	End Date	% Complete	<i>Baseline Budget</i>	\$1,032,000
		Planning	02/01/2018	03/15/2018	44% 	<i>Current Budget</i>	\$1,713,003
		Professional Services Selection	03/16/2018	10/22/2018		<i>Variance Current vs. Baseline Budget</i>	66% 
		Design	10/23/2018	05/31/2019		<i>Actuals to Date</i>	\$178,500
		Bidding	06/03/2019	02/17/2020		<i>Remaining Budget</i>	\$1,534,503
		Construction	02/18/2020	12/31/2021		<i>% Budget Spent To Date</i>	10% 
		Close-Out	01/03/2022	06/20/2022			










Capital Improvements Program Board Status Report - December 2019

07100	Future-Information Technology Projects	Project Phase	Start Date	End Date	% Complete	Baseline Budget	\$10,650,000
		Planning	10/01/2021	09/30/2030	0% 	Current Budget	\$10,025,000
						Variance Current vs. Baseline Budget	-6% 
						Actuals to Date	\$0
						Remaining Budget	\$10,025,000
						% Budget Spent To Date	0% 
07131	Cosme Water Treatment Plant Yard Piping Improvements	Project Phase	Start Date	End Date	% Complete	Baseline Budget	\$922,681
		Planning	05/01/2007	08/21/2015	94% 	Current Budget	\$934,681
		Design	07/23/2015	11/29/2018		Variance Current vs. Baseline Budget	1% 
		Bidding	11/30/2018	10/21/2019		Actuals to Date	\$73,072
		Construction	10/22/2019	10/31/2020		Remaining Budget	\$861,609
						% Budget Spent To Date	8% 
07500	Vulnerability Assessment- Recommended Improvements	Project Phase	Start Date	End Date	% Complete	Baseline Budget	\$2,700,000
		Design	06/01/2010	12/31/2011	100% 	Current Budget	\$2,666,177
		Construction	02/01/2011	08/19/2019		Variance Current vs. Baseline Budget	-1% 
						Actuals to Date	\$2,666,177
						Remaining Budget	\$0
						% Budget Spent To Date	100% 
07537	Cypress Creek WTP Post Node Analyzer Building	Project Phase	Start Date	End Date	% Complete	Baseline Budget	\$215,000
		Professional Services Selection	04/22/2019	12/30/2019	18% 	Current Budget	\$325,000
		Design	12/31/2019	07/28/2021		Variance Current vs. Baseline Budget	51% 
		Bidding	05/25/2021	10/18/2021		Actuals to Date	\$0
		Construction	10/19/2021	02/20/2023		Remaining Budget	\$325,000
						% Budget Spent To Date	0% 










Capital Improvements Program Board Status Report - December 2019

07539	HSPS Switchgear Modifications	Project Phase	Start Date	End Date	% Complete	<i>Baseline Budget</i>	\$2,955,000
		Planning	01/06/2015	06/24/2015	94% 	<i>Current Budget</i>	\$2,640,000
		Design: Phase 1	03/06/2017	07/14/2017		<i>Variance Current vs. Baseline Budget</i>	-11% 
		Construction: Phase 1	07/14/2017	01/19/2018		<i>Actuals to Date</i>	\$1,726,542
		Professional Services Selection: Phase 2	08/24/2015	02/12/2016		<i>Remaining Budget</i>	\$913,458
		Design: Phase 2	05/27/2016	04/16/2018		<i>% Budget Spent To Date</i>	65% 
		Bidding: Phase 2	04/30/2018	08/20/2018			
		Construction: Phase 2	08/21/2018	04/20/2020			
07601	SCADA Historian	Project Phase	Start Date	End Date	% Complete	<i>Baseline Budget</i>	\$1,230,220
		Planning	11/01/2018	12/16/2019	47% 	<i>Current Budget</i>	\$590,000
		Professional Services Selection	02/24/2020	02/24/2020		<i>Variance Current vs. Baseline Budget</i>	-52%
		Design	02/24/2020	03/23/2020		<i>Actuals to Date</i>	\$0
		Bidding	03/24/2020	06/22/2020		<i>Remaining Budget</i>	\$590,000
		Construction	06/23/2020	03/01/2021		<i>% Budget Spent To Date</i>	0% 
		Close-Out	03/02/2021	04/27/2021			
07602	SCADA-Wireless Units Upgrade	Project Phase	Start Date	End Date	% Complete	<i>Baseline Budget</i>	\$73,000
		Planning	10/01/2020	12/16/2020	0% 	<i>Current Budget</i>	\$73,000
		Professional Services Selection	12/16/2020	12/16/2020		<i>Variance Current vs. Baseline Budget</i>	0% 
		Design	12/17/2020	06/21/2021		<i>Actuals to Date</i>	\$0
		Bidding	02/25/2021	06/21/2021		<i>Remaining Budget</i>	\$73,000
		Construction	06/21/2021	10/25/2021		<i>% Budget Spent To Date</i>	0% 
		Close-Out	10/25/2021	12/20/2021			









Capital Improvements Program Board Status Report - December 2019

07603	SCADA-Software Features	Project Phase	Start Date	End Date	% Complete	<i>Baseline Budget</i>	\$109,000
		Planning	07/15/2020	09/09/2020	0% 	<i>Current Budget</i>	\$109,000
		Professional Services Selection	09/09/2020	09/09/2020		<i>Variance Current vs. Baseline Budget</i>	0% 
		Design	09/10/2020	12/23/2020		<i>Actuals to Date</i>	\$0
		Bidding	12/24/2020	04/19/2021		<i>Remaining Budget</i>	\$109,000
		Construction	04/19/2021	08/30/2021		<i>% Budget Spent To Date</i>	0% 
		Close-Out	08/30/2021	10/18/2021			
07604	SCADA-Field Communications Security	Project Phase	Start Date	End Date	% Complete	<i>Baseline Budget</i>	\$362,000
		Planning	09/13/2021	01/17/2022	0% 	<i>Current Budget</i>	\$362,000
		Professional Services Selection	01/17/2022	01/17/2022		<i>Variance Current vs. Baseline Budget</i>	0% 
		Design	01/17/2022	06/06/2022		<i>Actuals to Date</i>	\$0
		Bidding	06/06/2022	08/15/2022		<i>Remaining Budget</i>	\$362,000
		Construction	08/15/2022	05/08/2023		<i>% Budget Spent To Date</i>	0% 
		Close-Out	05/08/2023	06/16/2023			
07605	SCADA-System Monitoring	Project Phase	Start Date	End Date	% Complete	<i>Baseline Budget</i>	\$724,000
		Planning	05/31/2021	09/13/2021	0% 	<i>Current Budget</i>	\$724,000
		Professional Services Selection	09/13/2021	09/13/2021		<i>Variance Current vs. Baseline Budget</i>	0% 
		Design	09/13/2021	01/31/2022		<i>Actuals to Date</i>	\$0
		Bidding	01/31/2022	04/18/2022		<i>Remaining Budget</i>	\$724,000
		Construction	04/18/2022	10/24/2022		<i>% Budget Spent To Date</i>	0% 
		Close-Out	10/24/2022	12/19/2022			













Capital Improvements Program Board Status Report - December 2019

07606	SCADA-Management Cluster and HA-DA Enhancements	Project Phase	Start Date	End Date	% Complete	<i>Baseline Budget</i>	\$784,000
		Planning	04/01/2020	07/14/2020	0% 	<i>Current Budget</i>	\$784,000
		Professional Services Selection	07/14/2020	07/14/2020		<i>Variance Current vs. Baseline Budget</i>	0% 
		Design	07/15/2020	12/01/2020		<i>Actuals to Date</i>	\$0
		Bidding	12/02/2020	04/19/2021		<i>Remaining Budget</i>	\$784,000
		Construction	04/19/2021	01/31/2022		<i>% Budget Spent To Date</i>	0% 
		Close-Out	01/31/2022	04/18/2022			
07607	SCADA-Network Segmentation	Project Phase	Start Date	End Date	% Complete	<i>Baseline Budget</i>	\$1,085,000
		Planning	04/01/2020	07/14/2020	0% 	<i>Current Budget</i>	\$1,085,000
		Professional Services Selection	07/14/2020	07/14/2020		<i>Variance Current vs. Baseline Budget</i>	0% 
		Design	07/15/2020	10/20/2020		<i>Actuals to Date</i>	\$0
		Bidding	10/21/2020	02/15/2021		<i>Remaining Budget</i>	\$1,085,000
		Construction	02/15/2021	01/03/2022		<i>% Budget Spent To Date</i>	0% 
		Close-Out	01/03/2022	04/18/2022			
07608	SCADA-Quality Assurance Enhancements	Project Phase	Start Date	End Date	% Complete	<i>Baseline Budget</i>	\$121,000
		Planning	05/31/2021	09/13/2021	0% 	<i>Current Budget</i>	\$121,000
		Professional Services Selection	09/13/2021	09/13/2021		<i>Variance Current vs. Baseline Budget</i>	0% 
		Design	09/13/2021	01/31/2022		<i>Actuals to Date</i>	\$0
		Bidding	01/31/2022	04/18/2022		<i>Remaining Budget</i>	\$121,000
		Construction	04/19/2022	02/13/2023		<i>% Budget Spent To Date</i>	0% 
		Close-Out	02/14/2023	03/20/2023			

Capital Improvements Program Board Status Report - December 2019

09007	Long-Term Master Water Plan	Project Phase	Start Date	End Date	% Complete	<i>Baseline Budget</i>	\$3,580,000
		Planning: Phase 1	08/06/2014	04/15/2019	100% 	<i>Current Budget</i>	\$2,812,594
		Planning: Phase 2	01/01/2019	03/15/2019		<i>Variance Current vs. Baseline Budget</i>	-21% 
						<i>Actuals to Date</i>	\$2,812,594
						<i>Remaining Budget</i>	\$0
						<i>% Budget Spent To Date</i>	100% 
09008	Tampa Bay Desalination Plant Reverse Osmosis Pump Bearings Replacement	Project Phase	Start Date	End Date	% Complete	<i>Baseline Budget</i>	\$100,000
		Planning	04/01/2023	04/19/2024	0% 	<i>Current Budget</i>	\$0
		Professional Services Selection	04/22/2024	06/17/2024		<i>Variance Current vs. Baseline Budget</i>	-100%
		Design	06/18/2024	01/15/2025		<i>Actuals to Date</i>	\$0
		Bidding	01/16/2025	06/16/2025		<i>Remaining Budget</i>	\$0
		Construction	06/17/2025	03/24/2026		<i>% Budget Spent To Date</i>	#Error 
		Close-Out	03/25/2026	08/17/2026			
09009	Tampa Bay Desalination Hydraulic Surge Protection and Pressurization Project	Project Phase	Start Date	End Date	% Complete	<i>Baseline Budget</i>	\$100,000
		Professional Services Selection	07/05/2018	08/13/2018	65% 	<i>Current Budget</i>	\$96,545
		Planning	08/14/2018	02/18/2019		<i>Variance Current vs. Baseline Budget</i>	-3% 
		Design	02/18/2019	02/19/2019		<i>Actuals to Date</i>	\$96,545
		Bidding	02/19/2019	10/28/2020		<i>Remaining Budget</i>	\$0
		Construction	02/20/2019	02/21/2019		<i>% Budget Spent To Date</i>	100% 
		Close-Out	02/21/2019	06/17/2019			













Capital Improvements Program Board Status Report - December 2019

09010	Tampa Bay Desalination Upgrade/Replace PLC/SCADA System	Project Phase	Start Date	End Date	% Complete	<i>Baseline Budget</i>	\$162,000
		Professional Services Selection	10/23/2023	02/19/2024	28% 	<i>Current Budget</i>	\$90,158
		Planning	09/04/2017	12/17/2018		<i>Variance Current vs. Baseline Budget</i>	-44% 
		Design	02/20/2024	10/21/2024		<i>Actuals to Date</i>	\$90,158
		Bidding	10/22/2024	02/17/2025		<i>Remaining Budget</i>	\$0
		Construction	02/18/2025	09/22/2025		<i>% Budget Spent To Date</i>	100% 
		Close-Out	09/23/2025	12/22/2025			
09012	Surface Water Treatment Plant Entrance Canopy	Project Phase	Start Date	End Date	% Complete	<i>Baseline Budget</i>	\$713,961
		Planning	12/06/2017	08/02/2018	77% 	<i>Current Budget</i>	\$775,333
		Professional Services Selection	07/23/2018	09/10/2018		<i>Variance Current vs. Baseline Budget</i>	9% 
		Design	09/11/2018	01/31/2019		<i>Actuals to Date</i>	\$179,271
		Bidding	02/01/2019	06/17/2019		<i>Remaining Budget</i>	\$596,063
		Construction	06/18/2019	05/22/2020		<i>% Budget Spent To Date</i>	23% 
		Close-Out	05/23/2020	08/18/2020			
09013	Alafia River Pump Station Fall Protection	Project Phase	Start Date	End Date	% Complete	<i>Baseline Budget</i>	\$119,469
		Bidding	08/22/2016	12/19/2017	100% 	<i>Current Budget</i>	\$119,469
		Construction	12/20/2017	02/15/2019		<i>Variance Current vs. Baseline Budget</i>	0% 
		Close-Out	02/18/2019	10/31/2019		<i>Actuals to Date</i>	\$99,748
						<i>Remaining Budget</i>	\$19,721
						<i>% Budget Spent To Date</i>	83% 
09016	2023 Long-Term Master Water Plan	Project Phase	Start Date	End Date	% Complete	<i>Baseline Budget</i>	\$1,500,000
		Professional Services Selection	02/01/2021	10/18/2021	0% 	<i>Current Budget</i>	\$1,500,000
		Planning	10/18/2021	10/13/2023		<i>Variance Current vs. Baseline Budget</i>	0% 
		Close-Out	10/16/2023	12/18/2023		<i>Actuals to Date</i>	\$0
						<i>Remaining Budget</i>	\$1,500,000
						<i>% Budget Spent To Date</i>	0% 

Capital Improvements Program Board Status Report - December 2019

09103	Starkey Hydrologic Restoration	Project Phase	Start Date	End Date	% Complete	Baseline Budget	\$464,599
		Design	01/29/2013	04/04/2018	100% 	Current Budget	\$289,619
		Bidding	04/03/2018	08/20/2018		Variance Current vs. Baseline Budget	-38% 
		Construction	08/21/2018	08/19/2019		Actuals to Date	\$289,619
						Remaining Budget	\$0
						% Budget Spent To Date	100% 
11004	Cypress Creek Crossing Wellfield Collection Main Replacement	Project Phase	Start Date	End Date	% Complete	Baseline Budget	\$2,129,000
		Planning	05/01/2014	09/30/2014	45% 	Current Budget	\$317,347
		Professional Services Selection	05/09/2024	09/18/2024		Variance Current vs. Baseline Budget	-85%
		Design	09/19/2024	09/16/2025		Actuals to Date	\$317,347
		Bidding	09/17/2025	12/04/2025		Remaining Budget	\$0
		Construction	12/05/2023	12/22/2026		% Budget Spent To Date	100% 
11009	Starkey Wellfield Collection Main Assessment	Project Phase	Start Date	End Date	% Complete	Baseline Budget	\$1,619,800
		Professional Services Selection	02/25/2025	07/15/2025	0% 	Current Budget	\$1,619,800
						Variance Current vs. Baseline Budget	0% 
		Planning	07/16/2025	02/23/2027	Actuals to Date	\$0	
						Remaining Budget	\$1,619,800
						% Budget Spent To Date	0% 
11010	Cypress Creek Collection Main Condition Assessment	Project Phase	Start Date	End Date	% Complete	Baseline Budget	\$861,200
		Professional Services Selection	10/01/2021	02/18/2022	0% 	Current Budget	\$861,200
						Variance Current vs. Baseline Budget	0% 
		Planning	02/21/2022	09/22/2022	Actuals to Date	\$0	
						Remaining Budget	\$861,200
						% Budget Spent To Date	0% 

Capital Improvements Program Board Status Report - December 2019

50016	Eldridge-Wilde WF Pumps & Motors Replacement	Project Phase	Start Date	End Date	% Complete	Baseline Budget	\$14,963,000	
		Professional Services Selection	01/04/2016	08/15/2016	58% 	Current Budget	\$17,479,137	
		Design	08/16/2016	09/25/2019		Variance Current vs. Baseline Budget	17% 	
		Bidding	09/26/2019	04/29/2020		Actuals to Date	\$1,383,055	
		Construction	04/30/2020	10/26/2022		Remaining Budget	\$16,096,083	
							% Budget Spent To Date	8% 
50022	Morris Bridge Booster Station Pumps 1 and 2 Replacement	Project Phase	Start Date	End Date	% Complete	Baseline Budget	\$985,000	
		Professional Services Selection	04/01/2024	06/18/2024	0% 	Current Budget	\$3,669,000	
		Design	06/19/2024	06/17/2025		Variance Current vs. Baseline Budget	272% 	
		Bidding	06/18/2025	12/16/2025		Actuals to Date	\$0	
		Construction	12/17/2025	10/20/2026		Remaining Budget	\$3,669,000	
							% Budget Spent To Date	0% 
50023	Starkey Wellfield Improvements	Project Phase	Start Date	End Date	% Complete	Baseline Budget	\$1,518,000	
		Planning	08/01/2014	08/01/2017	69% 	Current Budget	\$3,351,000	
		Design	08/02/2017	04/30/2020		Variance Current vs. Baseline Budget	121% 	
		Bidding	05/01/2020	10/19/2020		Actuals to Date	\$24,639	
		Construction	10/19/2020	06/20/2022		Remaining Budget	\$3,326,361	
							% Budget Spent To Date	1% 
50033	South-Central WF Generators	Project Phase	Start Date	End Date	% Complete	Baseline Budget	\$963,000	
		Design	02/01/2018	04/05/2019	63% 	Current Budget	\$2,527,981	
		Bidding	04/08/2019	08/19/2019		Variance Current vs. Baseline Budget	163% 	
		Construction	08/20/2019	02/26/2021		Actuals to Date	\$6,313	
							Remaining Budget	\$2,521,668
							% Budget Spent To Date	0% 

Capital Improvements Program Board Status Report - December 2019

50037	Cypress Creek WTP Stationary Generators	Project Phase	Start Date	End Date	% Complete	Baseline Budget	\$442,000
		Design	01/02/2023	05/11/2023	0% <div></div>	Current Budget	\$442,000
		Bidding	05/12/2023	10/16/2023		Variance Current vs. Baseline Budget	0% <div></div>
		Construction	10/17/2023	08/19/2024		Actuals to Date	\$0
						Remaining Budget	\$442,000
						% Budget Spent To Date	0% <div></div>
50040	Eldridge Wilde WF Underground Powerline	Project Phase	Start Date	End Date	% Complete	Baseline Budget	\$4,827,000
		Professional Services Selection	09/14/2015	08/15/2016	60% <div></div>	Current Budget	\$4,827,000
		Design	08/16/2016	09/25/2019		Variance Current vs. Baseline Budget	0% <div></div>
		Bidding	09/26/2019	04/29/2020		Actuals to Date	\$940,957
		Construction	04/30/2020	10/26/2022		Remaining Budget	\$3,886,043
						% Budget Spent To Date	19% <div></div>
50041	Northwest Hillsborough Wellfield Improvements	Project Phase	Start Date	End Date	% Complete	Baseline Budget	\$489,000
		Design	04/03/2020	01/19/2022	0% <div></div>	Current Budget	\$3,315,000
		Bidding	01/19/2022	08/22/2022		Variance Current vs. Baseline Budget	578% <div></div>
		Construction	08/22/2022	04/15/2024		Actuals to Date	\$0
						Remaining Budget	\$3,315,000
						% Budget Spent To Date	0% <div></div>
50042	Cosme-Odesa Wellfield Improvements	Project Phase	Start Date	End Date	% Complete	Baseline Budget	\$3,908,877
		Planning	01/03/2023	09/27/2023	0% <div></div>	Current Budget	\$5,728,000
		Design	09/27/2023	05/29/2024		Variance Current vs. Baseline Budget	47% <div></div>
		Bidding	05/30/2024	09/23/2024		Actuals to Date	\$0
		Construction	09/10/2024	02/10/2026		Remaining Budget	\$5,728,000
		Close-Out	02/11/2026	04/27/2026		% Budget Spent To Date	0% <div></div>










Capital Improvements Program Board Status Report - December 2019

50043	Cypress Creek Headwall Erosion Repair	Project Phase	Start Date	End Date	% Complete	Baseline Budget	\$365,926
		Design	11/10/2015	05/31/2017	42% <div><div></div></div>	Current Budget	\$365,926
		Bidding	08/01/2024	12/16/2024		Variance Current vs. Baseline Budget	0% <div><div></div></div>
		Construction	12/17/2024	05/05/2025		Actuals to Date	\$35,550
		Close-Out	05/06/2025	08/18/2025		Remaining Budget	\$330,376
							% Budget Spent To Date
50046	Lake Bridge Chemical Piping Replacement	Project Phase	Start Date	End Date	% Complete	Baseline Budget	\$514,800
		Design	06/17/2016	03/10/2020	69% <div><div></div></div>	Current Budget	\$905,000
		Bidding	03/10/2020	06/15/2020		Variance Current vs. Baseline Budget	76% <div><div></div></div>
		Construction	06/15/2020	06/23/2021		Actuals to Date	\$0
		Close-Out	06/23/2021	08/16/2021		Remaining Budget	\$905,000
							% Budget Spent To Date
50047	Morris Bridge Chemical Piping Replacement	Project Phase	Start Date	End Date	% Complete	Baseline Budget	\$419,100
		Design	08/02/2022	09/27/2023	0% <div><div></div></div>	Current Budget	\$800,000
		Bidding	09/27/2023	03/04/2024		Variance Current vs. Baseline Budget	91% <div><div></div></div>
		Construction	03/04/2024	07/07/2025		Actuals to Date	\$0
		Close-Out	07/07/2025	08/18/2025		Remaining Budget	\$800,000
							% Budget Spent To Date
50048	BUD 5 Chemical Piping Replacement	Project Phase	Start Date	End Date	% Complete	Baseline Budget	\$422,600
		Design	10/03/2022	08/18/2023	0% <div><div></div></div>	Current Budget	\$422,600
		Bidding	08/21/2023	02/20/2024		Variance Current vs. Baseline Budget	0% <div><div></div></div>
		Construction	02/21/2024	11/12/2024		Actuals to Date	\$0
		Close-Out	11/13/2024	02/18/2025		Remaining Budget	\$422,600
							% Budget Spent To Date













Capital Improvements Program Board Status Report - December 2019

50049	High Service Pump Station Chemical Piping Replacement	Project Phase	Start Date	End Date	% Complete	Baseline Budget	\$534,300
		Design	12/01/2016	04/29/2020	68% <div><div></div></div>	Current Budget	\$825,300
		Bidding	04/30/2020	08/31/2020		Variance Current vs. Baseline Budget	54% <div><div></div></div>
		Construction	09/01/2020	04/29/2021		Actuals to Date	\$0
		Close-Out	04/30/2021	06/21/2021		Remaining Budget	\$825,300
							% Budget Spent To Date
50050	Renewal and Replacement Program As-needed Activities (< \$100,000/each)	Project Phase	Start Date	End Date	% Complete	Baseline Budget	\$600,000
		Construction	10/01/2015	09/30/2021	71% <div><div></div></div>	Current Budget	\$600,000
						Variance Current vs. Baseline Budget	0% <div><div></div></div>
						Actuals to Date	\$339,135
						Remaining Budget	\$260,865
						% Budget Spent To Date	57% <div><div></div></div>
50051	Cypress Creek Water Treatment Plant Chemical Piping Replacement	Project Phase	Start Date	End Date	% Complete	Baseline Budget	\$1,434,900
		Design	09/01/2021	11/23/2022	0% <div><div></div></div>	Current Budget	\$1,755,000
		Bidding	11/23/2022	05/01/2023		Variance Current vs. Baseline Budget	22% <div><div></div></div>
		Construction	05/01/2023	09/02/2024		Actuals to Date	\$0
		Close-Out	09/02/2024	10/21/2024		Remaining Budget	\$1,755,000
							% Budget Spent To Date
50052	High Service Pump Station Ball Valve Replacement	Project Phase	Start Date	End Date	% Complete	Baseline Budget	\$1,605,920
		Professional Services Selection	06/01/2023	07/27/2023	37% <div><div></div></div>	Current Budget	\$1,605,920
		Planning	08/12/2016	09/29/2017		Variance Current vs. Baseline Budget	0% <div><div></div></div>
		Design	07/28/2023	01/08/2024		Actuals to Date	\$19,980
		Construction	04/16/2024	10/20/2025		Remaining Budget	\$1,585,940
		Bidding	01/09/2024	04/15/2024		% Budget Spent To Date	1% <div><div></div></div>













Capital Improvements Program Board Status Report - December 2019

50054	Repump Station Motors and Pumps Rehabilitation	Project Phase	Start Date	End Date	% Complete	<i>Baseline Budget</i>	\$316,800
		Construction	10/03/2016	02/18/2019	100% 	<i>Current Budget</i>	\$339,892
						<i>Variance Current vs. Baseline Budget</i>	7% 
						<i>Actuals to Date</i>	\$339,892
						<i>Remaining Budget</i>	\$0
						<i>% Budget Spent To Date</i>	100% 
50055	Tampa Bay Desalination VFDs Replacement	Project Phase	Start Date	End Date	% Complete	<i>Baseline Budget</i>	\$2,856,000
		Professional Services Selection	02/24/2020	04/28/2020	41% 	<i>Current Budget</i>	\$2,856,000
		Design	04/29/2020	10/07/2020		<i>Variance Current vs. Baseline Budget</i>	0% 
		Bidding	10/08/2020	02/15/2021		<i>Actuals to Date</i>	\$426,229
		Construction	02/15/2021	02/10/2023		<i>Remaining Budget</i>	\$2,429,771
		Close-Out	02/13/2023	04/17/2023		<i>% Budget Spent To Date</i>	15% 
		Planning	09/05/2017	03/31/2019			
50056	South Pasco Transmission Main Pipe Repair	Project Phase	Start Date	End Date	% Complete	<i>Baseline Budget</i>	\$1,706,000
		Planning	10/02/2023	02/24/2024	0% 	<i>Current Budget</i>	\$1,849,000
		Professional Services Selection	02/05/2024	07/01/2024		<i>Variance Current vs. Baseline Budget</i>	8% 
		Design	07/02/2024	08/26/2025		<i>Actuals to Date</i>	\$0
		Bidding	08/27/2025	02/16/2026		<i>Remaining Budget</i>	\$1,849,000
		Construction	02/17/2026	11/17/2026		<i>% Budget Spent To Date</i>	0% 
		Close-Out	11/18/2026	02/15/2027			








Capital Improvements Program Board Status Report - December 2019

50057	Tampa Bay Desalination Plant Belt Filter Press Replacement	Project Phase	Start Date	End Date	% Complete	<i>Baseline Budget</i>	\$1,198,000
		Planning	04/03/2028	04/20/2028	0% 	<i>Current Budget</i>	\$1,198,000
		Professional Services Selection	04/21/2028	05/22/2028		<i>Variance Current vs. Baseline Budget</i>	0% 
		Design	05/23/2028	08/08/2028		<i>Actuals to Date</i>	\$0
		Bidding	08/09/2028	12/05/2028		<i>Remaining Budget</i>	\$1,198,000
		Construction	12/06/2028	02/05/2030		<i>% Budget Spent To Date</i>	0% 
		Close-Out	02/06/2030	04/10/2030			
50058	Tampa Bay Desalination Plant Piping Replacement	Project Phase	Start Date	End Date	% Complete	<i>Baseline Budget</i>	\$709,000
		Planning	01/16/2026	02/05/2026	0% 	<i>Current Budget</i>	\$709,000
		Design	02/06/2026	03/01/2027		<i>Variance Current vs. Baseline Budget</i>	0% 
		Bidding	03/02/2027	07/05/2027		<i>Actuals to Date</i>	\$0
		Construction	07/06/2027	04/25/2028		<i>Remaining Budget</i>	\$709,000
		Close-Out	04/26/2028	09/04/2028		<i>% Budget Spent To Date</i>	0% 
50059	Harney Pump Station Pumps and Motors Replacement	Project Phase	Start Date	End Date	% Complete	<i>Baseline Budget</i>	\$860,000
		Planning	08/02/2017	08/31/2018	24% 	<i>Current Budget</i>	\$860,000
		Design	03/17/2025	10/10/2025		<i>Variance Current vs. Baseline Budget</i>	0% 
		Bidding	10/13/2025	03/16/2026		<i>Actuals to Date</i>	\$68,268
		Construction	03/17/2026	05/10/2027		<i>Remaining Budget</i>	\$791,732
		Close-Out	05/11/2027	09/13/2027		<i>% Budget Spent To Date</i>	8% 
50060	Keller Hydrogen Sulfide Facility Roofing Replacement	Project Phase	Start Date	End Date	% Complete	<i>Baseline Budget</i>	\$444,000
		Planning	10/01/2026	11/11/2026	0% 	<i>Current Budget</i>	\$444,000
		Professional Services Selection	11/12/2025	02/16/2027		<i>Variance Current vs. Baseline Budget</i>	0% 
		Design	02/17/2027	08/20/2027		<i>Actuals to Date</i>	\$0
		Bidding	08/23/2027	02/15/2028		<i>Remaining Budget</i>	\$444,000
		Construction	02/16/2028	04/09/2029		<i>% Budget Spent To Date</i>	0% 
		Close-Out	04/10/2029	08/21/2029			










Capital Improvements Program Board Status Report - December 2019

50061	Odessa Booster Station Pumps Replacement	Project Phase	Start Date	End Date	% Complete	<i>Baseline Budget</i>	\$1,503,000
		Planning	04/01/2025	05/12/2025	0% 	<i>Current Budget</i>	\$1,503,000
		Professional Services Selection	05/13/2025	08/19/2025		<i>Variance Current vs. Baseline Budget</i>	0% 
		Design	08/20/2025	06/30/2026		<i>Actuals to Date</i>	\$0
		Bidding	07/01/2026	12/15/2026		<i>Remaining Budget</i>	\$1,503,000
		Construction	12/16/2026	12/14/2027		<i>% Budget Spent To Date</i>	0% 
		Close-Out	12/15/2027	04/18/2028			
50062	Tampa Bay Desalination Pipeline Reliability - Phase II	Project Phase	Start Date	End Date	% Complete	<i>Baseline Budget</i>	\$1,495,000
		Planning	06/03/2024	06/28/2024	0% 	<i>Current Budget</i>	\$1,495,000
		Professional Services Selection	07/01/2024	08/21/2024		<i>Variance Current vs. Baseline Budget</i>	0% 
		Design	08/22/2024	03/10/2025		<i>Actuals to Date</i>	\$0
		Bidding	03/11/2025	10/22/2025		<i>Remaining Budget</i>	\$1,495,000
		Construction	10/23/2025	07/22/2026		<i>% Budget Spent To Date</i>	0% 
		Close-Out	07/23/2026	10/21/2026			
50063	BUD Wells Pumps and Motors Replacement	Project Phase	Start Date	End Date	% Complete	<i>Baseline Budget</i>	\$436,000
		Planning	10/02/2023	12/01/2023	0% 	<i>Current Budget</i>	\$508,000
		Design	12/04/2023	07/08/2024		<i>Variance Current vs. Baseline Budget</i>	17% 
		Bidding	07/09/2024	02/06/2025		<i>Actuals to Date</i>	\$0
		Construction	02/07/2025	11/13/2025		<i>Remaining Budget</i>	\$508,000
		Close-Out	11/14/2025	02/16/2026		<i>% Budget Spent To Date</i>	0% 
50064	TBC MLK Starters Replacement	Project Phase	Start Date	End Date	% Complete	<i>Baseline Budget</i>	\$1,678,000
		Design	02/01/2018	04/01/2019	75% 	<i>Current Budget</i>	\$1,146,800
		Construction	07/01/2019	07/31/2020		<i>Variance Current vs. Baseline Budget</i>	-32% 
		Bidding	04/02/2019	06/28/2019		<i>Actuals to Date</i>	\$1,027
		Close-Out	07/01/2020	08/31/2020		<i>Remaining Budget</i>	\$1,145,773
						<i>% Budget Spent To Date</i>	0% 

Capital Improvements Program Board Status Report - December 2019

50065	Carrollwood Wells Electrical Improvement	Project Phase	Start Date	End Date	% Complete	Baseline Budget	\$282,000
		Design	11/12/2025	04/29/2026	0% 	Current Budget	\$282,000
		Bidding	04/30/2026	10/20/2026		Variance Current vs. Baseline Budget	0% 
		Construction	10/21/2026	08/03/2027		Actuals to Date	\$0
		Close-Out	08/04/2027	10/19/2027		Remaining Budget	\$282,000
						% Budget Spent To Date	0% 
50066	High Service Pump Station and Cypress Creek Water Treatment Plant Diesel Piping Improvements	Project Phase	Start Date	End Date	% Complete	Baseline Budget	\$230,000
		Planning	03/02/2016	04/05/2016	69% 	Current Budget	\$572,828
		Professional Services Selection	04/06/2016	06/24/2016		Variance Current vs. Baseline Budget	149% 
		Design	06/27/2016	02/17/2020		Actuals to Date	\$29,995
		Bidding	02/18/2020	06/15/2020		Remaining Budget	\$542,833
		Construction	06/15/2020	06/16/2021		% Budget Spent To Date	5% 
		Close-Out	06/17/2021	09/20/2021			
50067	TBC TM Cathodic Protection	Project Phase	Start Date	End Date	% Complete	Baseline Budget	\$225,120
		Planning	06/03/2019	07/12/2019	25% 	Current Budget	\$555,000
		Professional Services Selection	07/15/2019	12/15/2019		Variance Current vs. Baseline Budget	147% 
		Design	12/16/2019	08/04/2020		Actuals to Date	\$0
		Bidding	08/05/2020	10/19/2021		Remaining Budget	\$555,000
		Construction	10/20/2020	08/16/2021		% Budget Spent To Date	0% 
		Close-Out	08/17/2021	10/18/2021			










Capital Improvements Program Board Status Report - December 2019

50068	Keller Hydrogen Sulfide Aeration Blowers	Project Phase	Start Date	End Date	% Complete	<i>Baseline Budget</i>	\$386,000
		Planning	06/05/2024	08/27/2024	0% 	<i>Current Budget</i>	\$386,000
		Professional Services Selection	08/28/2024	11/11/2024		<i>Variance Current vs. Baseline Budget</i>	0% 
		Design	11/12/2024	05/06/2025		<i>Actuals to Date</i>	\$0
		Bidding	05/07/2025	09/05/2025		<i>Remaining Budget</i>	\$386,000
		Construction	09/08/2025	08/31/2026		<i>% Budget Spent To Date</i>	0% 
		Close-Out	09/01/2026	12/31/2026			
50069	Repump Station Generator	Project Phase	Start Date	End Date	% Complete	<i>Baseline Budget</i>	\$233,000
		Planning	01/05/2026	03/06/2026	0% 	<i>Current Budget</i>	\$233,000
		Professional Services Selection	03/09/2026	03/09/2026		<i>Variance Current vs. Baseline Budget</i>	0% 
		Design	03/09/2026	10/12/2026		<i>Actuals to Date</i>	\$0
		Bidding	10/13/2026	05/13/2027		<i>Remaining Budget</i>	\$233,000
		Construction	05/14/2027	05/04/2028		<i>% Budget Spent To Date</i>	0% 
		Close-Out	05/05/2028	08/21/2028			
50070	Repump Station Variable Frequency Drives	Project Phase	Start Date	End Date	% Complete	<i>Baseline Budget</i>	\$997,000
		Planning	11/06/2023	01/05/2024	0% 	<i>Current Budget</i>	\$997,000
		Professional Services Selection	01/08/2024	04/25/2024		<i>Variance Current vs. Baseline Budget</i>	0% 
		Design	04/26/2024	11/29/2024		<i>Actuals to Date</i>	\$0
		Bidding	12/02/2024	07/02/2025		<i>Remaining Budget</i>	\$997,000
		Construction	07/03/2025	10/07/2026		<i>% Budget Spent To Date</i>	0% 
		Close-Out	10/08/2026	12/21/2026			




Capital Improvements Program Board Status Report - December 2019

50071	Cypress Creek Pump Station Variable Frequency Drives	Project Phase	Start Date	End Date	% Complete	<i>Baseline Budget</i>	\$1,336,000
		Planning	06/01/2022	08/02/2022	0%	<i>Current Budget</i>	\$1,336,000
		Professional Services Selection	08/03/2022	10/26/2022		<i>Variance Current vs. Baseline Budget</i>	0%
		Design	10/26/2022	06/01/2023		<i>Actuals to Date</i>	\$0
		Bidding	06/01/2023	10/17/2023		<i>Remaining Budget</i>	\$1,336,000
		Construction	10/17/2023	11/12/2024		<i>% Budget Spent To Date</i>	0%
		Close-Out	11/12/2024	02/17/2025			
50072	Keller Hydrogen Sulfide Chemical Feed System	Project Phase	Start Date	End Date	% Complete	<i>Baseline Budget</i>	\$321,000
		Planning	11/07/2023	01/29/2024	0%	<i>Current Budget</i>	\$321,000
		Professional Services Selection	01/30/2024	04/18/2024		<i>Variance Current vs. Baseline Budget</i>	0%
		Design	04/19/2024	10/25/2024		<i>Actuals to Date</i>	\$0
		Bidding	10/28/2024	02/20/2025		<i>Remaining Budget</i>	\$321,000
		Construction	02/21/2025	12/18/2025		<i>% Budget Spent To Date</i>	0%
		Close-Out	12/19/2025	04/14/2026			
50073	Cypress Creek Water Treatment Plant 72-Inch Valve	Project Phase	Start Date	End Date	% Complete	<i>Baseline Budget</i>	\$2,509,000
		Planning	01/21/2022	04/14/2022	0%	<i>Current Budget</i>	\$2,646,000
		Professional Services Selection	04/15/2022	08/25/2022		<i>Variance Current vs. Baseline Budget</i>	5%
		Design	08/26/2022	03/03/2023		<i>Actuals to Date</i>	\$0
		Bidding	03/06/2023	08/30/2023		<i>Remaining Budget</i>	\$2,646,000
		Construction	08/31/2023	06/07/2024		<i>% Budget Spent To Date</i>	0%
		Close-Out	06/10/2024	08/19/2024			

Capital Improvements Program Board Status Report - December 2019

52002	Carrollwood Pumps and Motors Refurbishment	Project Phase	Start Date	End Date	% Complete	<i>Baseline Budget</i>	\$423,000
		Planning	10/01/2024	11/11/2025	0% 	<i>Current Budget</i>	\$423,000
		Professional Services Selection	11/11/2025	11/11/2025		<i>Variance Current vs. Baseline Budget</i>	0% 
		Design	11/12/2025	04/29/2026		<i>Actuals to Date</i>	\$0
		Bidding	04/30/2026	10/20/2026		<i>Remaining Budget</i>	\$423,000
		Construction	10/21/2026	08/03/2027		<i>% Budget Spent To Date</i>	0% 
		Close-Out	08/04/2027	10/19/2027			
52003	Lake Bridge Pumps and Motors	Project Phase	Start Date	End Date	% Complete	<i>Baseline Budget</i>	\$728,000
		Planning	06/03/2024	06/28/2024	0% 	<i>Current Budget</i>	\$728,000
		Professional Services Selection	07/01/2024	10/16/2024		<i>Variance Current vs. Baseline Budget</i>	0% 
		Design	10/17/2024	02/24/2025		<i>Actuals to Date</i>	\$0
		Bidding	02/25/2025	09/29/2025		<i>Remaining Budget</i>	\$728,000
		Construction	08/20/2024	11/23/2026		<i>% Budget Spent To Date</i>	0% 
		Close-Out	11/24/2026	03/29/2027			
52004	C.W. Bill Young Regional Reservoir Solar Energy System	Project Phase	Start Date	End Date	% Complete	<i>Baseline Budget</i>	\$2,400,000
		Planning	08/05/2019	08/16/2019	11% 	<i>Current Budget</i>	\$2,400,000
		Professional Services Selection	08/19/2019	04/29/2020		<i>Variance Current vs. Baseline Budget</i>	0% 
		Design	04/30/2020	09/10/2020		<i>Actuals to Date</i>	\$0
		Bidding	09/11/2020	12/31/2020		<i>Remaining Budget</i>	\$2,400,000
		Construction	01/05/2021	02/21/2023		<i>% Budget Spent To Date</i>	0% 
		Close-Out	02/22/2023	06/19/2023			

Capital Improvements Program Board Status Report - December 2019

52005	Tampa-Hillsborough Interconnect Pump Station	Project Phase	Start Date	End Date	% Complete	<i>Baseline Budget</i>	\$441,000
		Planning	02/18/2028	12/13/2028	0% 	<i>Current Budget</i>	\$441,000
		Professional Services Selection	03/17/2028	06/29/2028		<i>Variance Current vs. Baseline Budget</i>	0% 
		Design	08/10/2028	02/08/2029		<i>Actuals to Date</i>	\$0
		Bidding	02/09/2029	05/23/2029		<i>Remaining Budget</i>	\$441,000
		Construction	05/24/2029	06/26/2030		<i>% Budget Spent To Date</i>	0% 
		Close-Out	06/27/2030	08/19/2030			



SURVEY REPORT FOR BOARD AGENDA

For
December 2019

<u>Requested On</u>	<u>Facility/Project Name</u>	<u>Purpose</u>	<u>Parcel No.</u>	<u>Category</u>	<u>Action Status</u>	<u>Action Date</u>
4/10/2017	ELDRIDGE WILDE WELLFIELD	Utility Conflict	N/A	Property Research	Accepted	
4/19/2017	BRANDON URBAN WELLFIELD	Survey Staff Gauge SG-BUD-BDW-18-1-CG	N/A	Monitoring Site Locate	Accepted	
6/22/2017	GENERAL & ADMINISTRATIVE	Wellfield Trail Collection	N/A	Data Collection	In Process	
7/11/2017	CYPRESS CREEK WELLFIELD	Cypress Creek Headwall Monitoring Implementation	N/A	Topographical Survey	In Process	
7/17/2017	GENERAL & ADMINISTRATIVE	Civil 3D Survey Template Connected to GIS	N/A	Create CAD Drawing	In Process	
8/7/2017	GENERAL & ADMINISTRATIVE	Points of Connection Survey	N/A	Locate GPS Position	In Process	
8/29/2017	KELLER H2S FACILITY	Verify Previous Survey for Keller H2S Facility	N/A	Property Research	Accepted	
4/4/2018	STARKEY/N.PASCO WELLFIELD	Vertical survey for a well in Starkey Wellfield	N/A	CWUP	Accepted	
4/6/2018	CYPRESS CREEK PUMP STATION	Locate Cypress Creek Pump Station Infrastructure	N/A	Infrastructure Locate	Accepted	
6/14/2018	STARKEY/N.PASCO WELLFIELD	Starkey Pipeline Easement and Tree Removal	N/A	Stakeout	In Process	
7/26/2018	LAKE BR WATER TRMT PLANT	Lake Bridge WTP Chemical Piping Replacement plans drafting and preparation	N/A	Create CAD Drawing	In Process	
8/20/2018	REGIONAL TRANSMISSION MAINS	Modify As-Built Drawings of the Desalination Transmission Main	N/A	Create CAD Drawing	In Process	
9/20/2018	REGIONAL TRANSMISSION MAINS	Locate Above Ground Appurtenances Along Desalination Transmission Main	N/A	Locate GPS Position	Accepted	
10/19/2018	CYPRESS CREEK PUMP STATION	Draw Cypress Creek Lab Admin Building Renovations	N/A	Create CAD Drawing	In Process	
01/11/2019	REGIONAL TRANSMISSION MAINS	Update Record Drawings for 66" Cypress Creek TM	N/A	Update CAD Files	Requested	

<u>Requested On</u>	<u>Facility/Project Name</u>	<u>Purpose</u>	<u>Parcel No.</u>	<u>Category</u>	<u>Action Status</u>	<u>Action Date</u>
01/11/2019	TBC/HILLS HW PUMP STATION REGL	Actuator Serial Numbers for Structures 160, 161, 162	N/A	Documents and Report	In Process	
01/14/2019	SOUTH CENTRAL HILLS WELLFIELD	50030 SCHWF Arc Flash Mitigation	N/A	Project Closeout	Requested	
01/14/2019	CYPRESS CREEK WELLFIELD	50013 Cypress Creek Wellfield Arc Flash	N/A	Project Closeout	Requested	
01/14/2019	SOUTH PASCO WELLFIELD	50032 South Pasco Wellfield Arc Flash	N/A	Project Closeout	Requested	
01/14/2019	REPUMP STN WTP TO RESERVOIR	07052 Repump Drainage Record Drawings	N/A	Print Record Drawings	Requested	
01/14/2019	REGIONAL TRANSMISSION MAINS	50028 Process Water Piping Closeout Documents	N/A	Project Closeout	Requested	
01/14/2019	Odessa Booster Station	US 41 and Odessa Pressure Modifications Project	N/A	Project Closeout	Requested	
01/14/2019	LITHIA WTP INTERCONNECT	Hillsborough County Lithia WTP Bypass Interconnect CIP 30116-16016	N/A	Project Closeout	Requested	
01/14/2019	TAMPA BAY REG DESALINATION PLT	07403 Desal Intake Piping Repair Record Drawings.	N/A	Project Closeout	Requested	
01/14/2019	TAMPA BAY REG DESALINATION PLT	Desal Facility Modifications Project	N/A	Project Closeout	Requested	
02/06/2019	GENERAL & ADMINISTRATIVE	GIS Service Area Map	N/A	General GIS Map	In Process	
02/06/2019	ELDRIDGE WILDE WELLFIELD	Establish New Benchmark Along Stag Thicket Lane	N/A	As-Built Survey	In Process	
04/01/2019	REGIONAL TRANSMISSION MAINS	Pipeline Maps	N/A	General GIS Map	In Process	
04/18/2019	SOUTH PASCO WELLFIELD	Review Duke Energy and Tampa Bay Water Easements at Sotuh Pasco Wellfield	N/A	Sketch & Description	In Process	
05/29/2019	STARKEY/N.PASCO WELLFIELD	Starkey Wellfield Improvements	N/A	Update CAD Files	In Process	
06/06/2019	STARKEY/N.PASCO WELLFIELD	STK-S-31-EG New Site ID-29555	N/A	CWUP	In Process	

<u>Requested On</u>	<u>Facility/Project Name</u>	<u>Purpose</u>	<u>Parcel No.</u>	<u>Category</u>	<u>Action Status</u>	<u>Action Date</u>
06/12/2019	CYPRESS CREEK PUMP STATION	42" Gate Valve Installation Drawings	N/A	Create CAD Drawing	In Process	
07/08/2019	REGNL HIGH SERVICE PUMP STN	Cathodic Protection for Repump & High Service Pumping Areas of the Tampa Bay Regional Water Treatment Plant	N/A	Project Closeout	Accepted	
07/23/2019	CYPRESS CREEK PUMP STATION	Keller H2S WTP	N/A	Records Request	In Process	
07/30/2019	NW HILLSBOROUGH WELLFIELD	Utility Conflict - Citrus Park Drive Extension CAD/GIS Overlay	N/A	Create CAD Drawing	In Process	
07/31/2019	STARKEY/N.PASCO WELLFIELD	Starkey Hydrologic Restoration Project Close-out	N/A	Project Closeout	Requested	
08/20/2019	ALAFIA RIVER INTAKE & PS	Alafia Pump Station Fall Protection Project Close-Out	N/A	Project Closeout	Accepted	
10/16/2019	SOUTH CENTRAL HILLS WELLFIELD	South Central Hillsborough County Generator and New Motor Replacement	N/A	Create CAD Drawing	In Process	
10/22/2019	REGNL HIGH SERVICE PUMP STN	SWTP Property Sale to Hillsborough County	N/A	General GIS Map	In Process	
10/25/2019	SOUTH PASCO WELLFIELD	South Pasco Well 49 Generator Replacement Project	N/A	Project Closeout	Accepted	
10/30/2019	STARKEY/N.PASCO WELLFIELD	New STK-S10-CG3 Direct Read Gauge	N/A	CWUP	Requested	
10/30/2019	CROSSBAR WELLFIELD	New CBR-T08A-EG Staff Gauge Installed	N/A	CWUP	Requested	
11/01/2019	CYPRESS CREEK PUMP STATION	Cypress Creek Pump Station MV VFD Replacement	N/A	Project Closeout	Accepted	
11/14/2019	REGIONAL RESERVOIR	Floor Elevation Certificate for Security Guard Building at the Reservoir	N/A	As-Built Survey	In Process	
11/25/2019	CYPRESS CREEK PUMP STATION	Warehouse Ground Survey for West and South Areas Between Building and Road	N/A	Create CAD Drawing	In Process	
12/05/2019	CYPRESS CREEK PUMP STATION	WREC Substation Work at Cypress Creek Pump Station	N/A	Records Request	Completed	12/31/2019
12/05/2019	CYPRESS CREEK PUMP STATION	Electrical Drawings for the Main Switchgear at Cypress Creek Pump Station.	N/A	Records Request	In Process	

<u>Requested On</u>	<u>Facility/Project Name</u>	<u>Purpose</u>	<u>Parcel No.</u>	<u>Category</u>	<u>Action Status</u>	<u>Action Date</u>
12/06/2019	GENERAL & ADMINISTRATIVE	Test Well Search Area	N/A	General GIS Map	Completed	12/12/2019
12/12/2019	SECTION 21 WELLFIELD	Darby Ln. Well Complaint	N/A	General GIS Map	Completed	12/12/2019
12/12/2019	SECTION 21 WELLFIELD	Section 21 Wellfield Electrical Improvements	N/A	Project Closeout	Completed	12/12/2019
12/16/2019	TAMPA/HILLS INTERCONNECT	Tampa Hillsborough Interconnect Pump Station	N/A	Stakeout	Requested	
12/17/2019	CYPRESS CREEK WELLFIELD	Cypress Creek CYC-W25-EG	N/A	CWUP	Requested	
12/23/2019	ELDRIDGE WILDE WELLFIELD	Duke Easements on TBW parcels at EWW- Pinellas	N/A	Sketch & Description	In Process	
12/31/2019	REGNL HIGH SERVICE PUMP STN	Drawings	N/A	Records Request	In Process	

Water Production Division Activity Report for January 2020 – Summary

The major activities and work efforts of the departments which comprise the Water Production Division for the month are discussed below.

Water Production

The FY 2020 budgeted annual delivery to the member governments is 180.8 mgd. Table 1a summarizes the Water Year 2020 actual delivery amounts to the member governments through the month; total delivery for the month was 181.4 mgd.

Table 1b provides the actual source usage for Water Year 2020. The budgeted source allocation for Water Year 2020 is 60.7% groundwater, 34.3% surface water (including purchased water), and 5.0% desalinated water. For the month, 182.8 mgd was produced of which 33.5% was surface water, 6.7% was desalinated water, and 59.8% was groundwater.

The Consolidated Water Use Permit Wellfields 12-month running average was 83.7 mgd. On the last day of the month, the Regional Reservoir water elevation was 134.33 feet, correlating to a storage volume of 14.59 billion gallons.

Construction Department detailed project information can be found in the attached tables.

Engineering Support – January 2020

- Capital/Renewal and Replacement projects (see CIP Report attached).
- Requests for survey support are provided on the attached Survey Report.



Water Delivery Budget
Water Year: 2020
 (Does Not Include TBC Flow to Tampa)

TABLE 1A - (January 2020)

	Tampa			Pinellas County			Hillsborough County			St Pete			New Port Richey			Pasco County			Total	
	Flow	Avg	Max	Flow	Avg	Max	Flow	Avg	Max	Flow	Avg	Max	Flow	Avg	Max	Flow	Avg	Max	SUM	AVG
October	0.39	0.01	0.39	1523.68	49.15	56.40	2152.23	69.43	82.00	834.39	26.92	30.12	91.56	2.95	3.43	985.53	31.79	38.77	5587.78	180.25
November	1.23	0.04	0.64	1451.02	48.37	51.85	2055.38	68.51	78.84	781.95	26.07	29.81	88.44	2.95	3.29	903.29	30.11	34.15	5281.31	176.04
December	0.00	0.00	0.00	1429.44	46.11	51.59	1986.07	64.07	73.32	791.56	25.53	29.82	88.74	2.86	3.16	908.94	29.32	33.50	5204.75	167.90
January	288.10	9.29	18.83	1471.22	47.46	51.49	2032.92	65.58	74.56	799.21	25.78	28.65	90.46	2.92	3.21	941.42	30.37	34.00	5623.33	181.40
TOTAL	289.72			5,875.36			8,226.60			3,207.11			359.20			3,739.18			21,697.17	
AVG	2.36			47.77			66.88			26.07			2.92			30.40			176.40	
MAX DAY	18.83			56.40			82.00			30.12			3.43			38.77				
BUDGET	6.00			45.60			53.52			28.84			2.70			27.34			164.00	



Tampa Bay Water
Aggregate Water Supply Sources
 (Includes Augmentation Flow)
 (Does not include TBC Flow to Tampa)

TABLE 1B - (January 2020)

Water Year: 2020
Month: January

	Ground Water		Consolidated WUP		Surface Water		Desal Water		Total THIC		Total 301T		Total Water Purchased		Total Water Production	
	Monthly Avg Q	12 Month Rng Avg	Monthly Avg Q	12 Month Rng Avg	Monthly Avg Q	12 Month Rng Avg	Monthly Avg Q	12 Month Rng Avg	Monthly Avg Q	12 Month Rng Avg	Monthly Avg Q	12 Month Rng Avg	Monthly Avg Q	12 Month Rng Avg	Monthly Avg Q	12 Month Rng Avg
October	117.45	109.75	88.41	81.22	63.64	59.01	0.00	6.58	0.00	0.05	0.00	0.00	1.99	2.02	181.09	175.38
November	116.14	110.71	88.28	82.12	60.10	58.23	0.00	6.58	0.00	0.02	0.00	0.00	2.00	2.00	176.24	175.54
December	99.15	111.50	73.99	82.78	59.62	58.16	9.84	6.53	0.00	0.00	0.00	0.00	2.00	1.98	168.61	176.18
January	109.36	112.49	82.31	83.68	61.14	58.67	12.26	6.49	0.00	0.00	0.00	0.00	1.93	1.97	182.76	177.66



Construction Management Monthly Report

REPORTING PERIOD: JANUARY 2020

Contract Number	Project Descriptions											
		Contractor/Consultant	Board Approval	Contractual Substantial Completion	Contractual Final Completion	Contract Value	Contract Expenditures Invoiced to Date	Owner Direct Purchases Invoiced to Date	Project Allowance Value	Project Allowance Expenditure To Date	Percentage Expended To Date	In Service Date
2018-023	07006 - South Pasco Generator and Fuel Tank	Eau Gallie Electric, Inc.	19-Feb-2018	25-Apr-2019	24-Jun-2019	\$ 1,048,300.00	\$ 997,815.62	\$ -	\$ 90,000.00	\$ 78,755.74	95%	24-Jun-2019
2018-020	07539 - HSPS Switchgear and Generator Controls Upgrade	TAW Technical Field Services, Inc.	20-Aug-2018	16-Sep-2019	2-Nov-2019	\$ 987,591.00	\$ 508,892.85	\$ -	\$ 80,000.00	\$ 8,043.64	52%	
2019-011	06320 - Cypress Creek Purchasing Warehouse Building Replacement	Wharton-Smith Inc.	15-Apr-2019	8-Jun-2020	8-Jul-2020	\$ 1,721,488.00	\$ 69,700.93	\$ -	\$ 80,000.00	\$ -	4%	
2019-515	09012 - Surface Water Treatment Plant Entrance Canopy	Veolia North America-South, LLC	17-Jun-2019	22-Apr-2020	22-May-2020	\$ 531,372.00	\$ 131,008.80	\$ -	\$ 40,000.00	\$ 2,822.14	25%	
2019-044	50064 - TBC MLK Starters Replacement	Eau Gallie Electric, Inc.	17-Jun-2019	2-Jan-2020	1-Feb-2020	\$ 946,800.00	\$ -	\$ -	\$ 168,000.00	\$ -		
2019-045	07067 - Reservoir Office Space	E.M. Scott General Contract, Inc.	17-Jun-2019	19-Dec-2019	15-Jan-2020	\$ 129,198.00	\$ 10,566.00	\$ -	\$ 10,000.00	\$ -	8%	
2019-057	50033 - South-Central Wellfield Generators	Eau Gallie Electric, Inc.	19-Aug-2019	24-Jul-2019	16-Aug-2020	\$ 2,306,855.00	\$ -	\$ -	\$ 300,000.00	\$ -		









All contracts listed above are on schedule and within budget with the following exceptions:

Date Status Designation	
dd/mm/yyyy	Actual Dates
dd/mm/yyyy	Planned Dates










2018-020 - Project 07539 - Substantial and Final Completion dates will be adjusted pending execution of change order

NOTE: Information provided as of January 31, 2020










Capital Improvements Program Board Status Report - January 2020

Project Number	Project Name	Schedule				Financials	
01602	Cypress Creek WF Pumps and Motors	Project Phase	Start Date	End Date	% Complete	<i>Baseline Budget</i>	\$4,409,000
		Planning	03/30/2021	06/21/2021	0% 	<i>Current Budget</i>	\$4,806,000
		Professional Services Selection	06/22/2021	03/07/2022		<i>Variance Current vs. Baseline Budget</i>	9% 
		Design	03/08/2022	09/28/2023		<i>Actuals to Date</i>	\$0
		Bidding	10/02/2023	04/24/2024		<i>Remaining Budget</i>	\$4,806,000
		Construction	04/25/2024	09/10/2025		<i>% Budget Spent To Date</i>	0% 
		Close-Out	09/11/2025	12/15/2025			
01603	Cypress Creek WTP Yard Piping Valves	Project Phase	Start Date	End Date	% Complete	<i>Baseline Budget</i>	\$2,500,000
		Planning	08/25/2023	04/09/2024	0% 	<i>Current Budget</i>	\$804,000
		Professional Services Selection	04/10/2024	10/03/2024		<i>Variance Current vs. Baseline Budget</i>	-68%
		Design	10/04/2024	07/10/2025		<i>Actuals to Date</i>	\$0
		Bidding	07/11/2025	01/29/2026		<i>Remaining Budget</i>	\$804,000
		Construction	01/30/2026	02/25/2027		<i>% Budget Spent To Date</i>	0% 
		Close-Out	02/26/2027	06/03/2027			
01604	Eldridge Wilde Wellfield Treatment Improvements	Project Phase	Start Date	End Date	% Complete	<i>Baseline Budget</i>	\$31,164,000
		Planning	10/01/2026	03/22/2027	0% 	<i>Current Budget</i>	\$33,287,000
		Professional Services Selection	03/23/2027	12/13/2027		<i>Variance Current vs. Baseline Budget</i>	7% 
		Design	08/17/2027	08/29/2029		<i>Actuals to Date</i>	\$0
		Bidding	08/30/2029	03/11/2030		<i>Remaining Budget</i>	\$33,287,000
		Construction	03/12/2030	10/13/2031		<i>% Budget Spent To Date</i>	0% 
		Close-Out	10/14/2031	02/23/2032			













Capital Improvements Program Board Status Report - January 2020

01605	Morris Bridge Underground Powerline	Project Phase	Start Date	End Date	% Complete	<i>Baseline Budget</i>	\$3,721,000
		Planning	02/01/2021	04/02/2021	0% 	<i>Current Budget</i>	\$4,264,000
		Professional Services Selection	04/05/2021	12/23/2021		<i>Variance Current vs. Baseline Budget</i>	15% 
		Design	01/07/2022	09/16/2022		<i>Actuals to Date</i>	\$0
		Bidding	09/19/2022	05/01/2023		<i>Remaining Budget</i>	\$4,264,000
		Construction	05/02/2023	06/17/2024		<i>% Budget Spent To Date</i>	0% 
		Close-Out	06/18/2024	10/21/2024			
01606	S21 WF Pumps and Motors	Project Phase	Start Date	End Date	% Complete	<i>Baseline Budget</i>	\$1,160,000
		Planning	10/01/2023	11/23/2023	0% 	<i>Current Budget</i>	\$1,160,000
		Professional Services Selection	11/24/2023	11/24/2023		<i>Variance Current vs. Baseline Budget</i>	0% 
		Design	11/24/2023	06/06/2024		<i>Actuals to Date</i>	\$0
		Bidding	06/10/2024	10/21/2024		<i>Remaining Budget</i>	\$1,160,000
		Construction	10/22/2024	09/08/2025		<i>% Budget Spent To Date</i>	0% 
		Close-Out	09/09/2025	12/15/2025			
01614	Alafia Pump Station Motors	Project Phase	Start Date	End Date	% Complete	<i>Baseline Budget</i>	\$2,069,000
		Planning	07/15/2024	09/13/2024	0% 	<i>Current Budget</i>	\$2,069,000
		Professional Services Selection	09/16/2024	09/16/2024		<i>Variance Current vs. Baseline Budget</i>	0% 
		Design	09/16/2024	04/21/2025		<i>Actuals to Date</i>	\$0
		Bidding	04/22/2025	11/20/2025		<i>Remaining Budget</i>	\$2,069,000
		Construction	11/21/2025	11/12/2026		<i>% Budget Spent To Date</i>	0% 
		Close-Out	11/13/2026	02/15/2027			












Capital Improvements Program Board Status Report - January 2020

01700	Future-Renewal & Replacement Projects	Project Phase	Start Date	End Date	% Complete	<i>Baseline Budget</i>	\$50,000,000
		Planning	10/01/2024	09/30/2030	0% 	<i>Current Budget</i>	\$22,500,000
						<i>Variance Current vs. Baseline Budget</i>	-55%
						<i>Actuals to Date</i>	\$0
						<i>Remaining Budget</i>	\$22,500,000
						<i>% Budget Spent To Date</i>	0% 
06004	Tampa Bay Desalination Plant Reverse Osmosis Trench Supports	Project Phase	Start Date	End Date	% Complete	<i>Baseline Budget</i>	\$341,000
		Planning	06/01/2021	06/21/2021	0% 	<i>Current Budget</i>	\$341,000
		Professional Services Selection	06/22/2021	08/16/2021		<i>Variance Current vs. Baseline Budget</i>	0% 
		Design	08/17/2021	01/05/2022		<i>Actuals to Date</i>	\$0
		Bidding	01/06/2022	06/20/2022		<i>Remaining Budget</i>	\$341,000
		Construction	06/21/2022	06/19/2023		<i>% Budget Spent To Date</i>	0% 
		Close-Out	06/20/2023	10/16/2023			
06317	South Central Hillsborough Regional WF Improvements	Project Phase	Start Date	End Date	% Complete	<i>Baseline Budget</i>	\$2,340,000
		Planning	11/02/2015	05/31/2017	85% 	<i>Current Budget</i>	\$691,689
		Professional Services Selection	06/01/2017	09/29/2017		<i>Variance Current vs. Baseline Budget</i>	-70%
		Design	10/02/2017	07/17/2019		<i>Actuals to Date</i>	\$283,128
		Bidding	07/17/2019	10/21/2019		<i>Remaining Budget</i>	\$408,561
		Construction	10/21/2019	10/19/2020		<i>% Budget Spent To Date</i>	41% 
06319	Reservoir Siren Upgrade	Project Phase	Start Date	End Date	% Complete	<i>Baseline Budget</i>	\$376,000
		Planning	10/01/2015	09/30/2019	100% 	<i>Current Budget</i>	\$25,913
		Professional Services Selection	10/01/2019	10/02/2019		<i>Variance Current vs. Baseline Budget</i>	-93%
		Design	10/02/2019	10/03/2019		<i>Actuals to Date</i>	\$25,913
		Bidding	10/04/2019	10/07/2019		<i>Remaining Budget</i>	\$0
		Construction	10/07/2019	10/08/2019		<i>% Budget Spent To Date</i>	100% 
		Close-Out	10/09/2019	10/21/2019			






Capital Improvements Program Board Status Report - January 2020

06320	Purchasing Warehouse	Project Phase	Start Date	End Date	% Complete	<i>Baseline Budget</i>	\$2,333,500
		Planning	04/18/2017	10/18/2017	72% 	<i>Current Budget</i>	\$1,861,310
		Design	12/04/2017	10/15/2018		<i>Variance Current vs. Baseline Budget</i>	-20% 
		Bidding	10/16/2018	04/15/2019		<i>Actuals to Date</i>	\$317,749
		Construction	04/16/2019	11/06/2020		<i>Remaining Budget</i>	\$1,543,561
		Close-Out	11/07/2020	02/15/2021		<i>% Budget Spent To Date</i>	17% 
06321	South Operations and Maintenance Building	Project Phase	Start Date	End Date	% Complete	<i>Baseline Budget</i>	\$2,402,400
		Planning	04/07/2023	08/29/2023	0% 	<i>Current Budget</i>	\$1,562,000
		Design	08/30/2023	05/14/2024		<i>Variance Current vs. Baseline Budget</i>	-35% 
		Bidding	05/15/2024	08/29/2024		<i>Actuals to Date</i>	\$0
		Construction	08/30/2024	10/20/2026		<i>Remaining Budget</i>	\$1,562,000
		Close-Out	10/21/2026	02/15/2027		<i>% Budget Spent To Date</i>	0% 
07005	South Pasco Wellfield and Treatment Improvements	Project Phase	Start Date	End Date	% Complete	<i>Baseline Budget</i>	\$379,000
		Professional Services Selection	04/01/2016	05/19/2022	36% 	<i>Current Budget</i>	\$11,141,500
		Design	05/20/2022	02/07/2024		<i>Variance Current vs. Baseline Budget</i>	2840% 
		Bidding	02/08/2024	07/19/2024		<i>Actuals to Date</i>	\$81,063
		Construction	07/22/2024	09/18/2026		<i>Remaining Budget</i>	\$11,060,437
						<i>% Budget Spent To Date</i>	1% 
07007	Cypress Creek WTP Chemical System Upgrades	Project Phase	Start Date	End Date	% Complete	<i>Baseline Budget</i>	\$619,000
		Professional Services Selection	10/01/2024	11/26/2026	0% 	<i>Current Budget</i>	\$804,000
		Design	11/27/2026	12/28/2027		<i>Variance Current vs. Baseline Budget</i>	30% 
		Bidding	12/29/2027	07/19/2028		<i>Actuals to Date</i>	\$0
		Construction	07/20/2028	12/19/2029		<i>Remaining Budget</i>	\$804,000
						<i>% Budget Spent To Date</i>	0% 










Capital Improvements Program Board Status Report - January 2020

07010	Regional Facility Site Pump Station Expansion	Project Phase	Start Date	End Date	% Complete	<i>Baseline Budget</i>	\$2,400,000
		Professional Services Selection	05/01/2017	10/01/2018	52% 	<i>Current Budget</i>	\$2,628,530
		Design	10/22/2018	05/31/2019		<i>Variance Current vs. Baseline Budget</i>	10% 
		Bidding	06/03/2019	10/21/2019		<i>Actuals to Date</i>	\$137,500
		Construction	10/22/2019	03/15/2022		<i>Remaining Budget</i>	\$2,491,030
		Close-Out	03/16/2022	08/15/2022		<i>% Budget Spent To Date</i>	5% 
07029	Cypress Creek Water Treatment Plant Drainage Improvements	Project Phase	Start Date	End Date	% Complete	<i>Baseline Budget</i>	\$344,625
		Design	10/01/2025	01/05/2027	0% 	<i>Current Budget</i>	\$344,625
		Bidding	01/06/2027	06/17/2027		<i>Variance Current vs. Baseline Budget</i>	0% 
		Construction	06/18/2027	05/04/2028		<i>Actuals to Date</i>	\$0
		Close-Out	05/05/2028	08/17/2029		<i>Remaining Budget</i>	\$344,625
						<i>% Budget Spent To Date</i>	0% 
07030	Cypress Creek Roads and Security Upgrades	Project Phase	Start Date	End Date	% Complete	<i>Baseline Budget</i>	\$572,550
		Design	06/16/2026	01/12/2027	0% 	<i>Current Budget</i>	\$572,550
		Professional Services Selection	04/15/2026	06/16/2026		<i>Variance Current vs. Baseline Budget</i>	0% 
		Bidding	01/13/2027	10/19/2027		<i>Actuals to Date</i>	\$0
		Construction	10/20/2027	12/12/2028		<i>Remaining Budget</i>	\$572,550
		Close-Out	12/13/2028	02/20/2029		<i>% Budget Spent To Date</i>	0% 
07032	Tampa Bay Desalination Facility Intake Connection Improvements: Phase 1	Project Phase	Start Date	End Date	% Complete	<i>Baseline Budget</i>	\$13,174,000
		Planning	09/30/2019	10/11/2019	11% 	<i>Current Budget</i>	\$1,633,000
		Professional Services Selection	10/14/2019	01/06/2020		<i>Variance Current vs. Baseline Budget</i>	-88%
		Design	01/06/2020	04/28/2020		<i>Actuals to Date</i>	\$0
		Bidding	04/28/2020	08/27/2020		<i>Remaining Budget</i>	\$1,633,000
		Construction	08/27/2020	05/25/2022		<i>% Budget Spent To Date</i>	0% 
		Close-Out	05/25/2022	10/17/2022			








Capital Improvements Program Board Status Report - January 2020

07061	South Pasco Wellfield Underground Commercial Powerline	Project Phase	Start Date	End Date	% Complete	<i>Baseline Budget</i>	\$1,951,000
		Planning	06/01/2022	02/07/2023	0% 	<i>Current Budget</i>	\$2,382,000
		Professional Services Selection	02/08/2023	04/26/2023		<i>Variance Current vs. Baseline Budget</i>	22% 
		Design	04/27/2023	11/30/2023		<i>Actuals to Date</i>	\$0
		Bidding	12/01/2023	04/16/2024		<i>Remaining Budget</i>	\$2,382,000
		Construction	04/17/2024	12/15/2025		<i>% Budget Spent To Date</i>	0% 
07062	Cypress Creek and HSPS Fiber Optic tie-in	Project Phase	Start Date	End Date	% Complete	<i>Baseline Budget</i>	\$3,832,000
		Planning	01/05/2023	07/05/2023	0% 	<i>Current Budget</i>	\$4,638,000
		Professional Services Selection	07/06/2023	12/28/2023		<i>Variance Current vs. Baseline Budget</i>	21% 
		Design	12/29/2023	05/05/2025		<i>Actuals to Date</i>	\$0
		Bidding	05/06/2025	12/24/2025		<i>Remaining Budget</i>	\$4,638,000
		Construction	12/25/2025	03/31/2027		<i>% Budget Spent To Date</i>	0% 
		Close-Out	04/01/2027	08/09/2027			
07064	Ground Storage Tanks Fall Protection	Project Phase	Start Date	End Date	% Complete	<i>Baseline Budget</i>	\$97,000
		Planning	06/01/2023	07/12/2023	0% 	<i>Current Budget</i>	\$97,000
		Professional Services Selection	07/13/2023	10/16/2023		<i>Variance Current vs. Baseline Budget</i>	0% 
		Design	10/17/2023	03/26/2024		<i>Actuals to Date</i>	\$0
		Bidding	03/04/2024	08/19/2024		<i>Remaining Budget</i>	\$97,000
		Construction	08/20/2024	06/25/2025		<i>% Budget Spent To Date</i>	0% 
		Close-Out	06/26/2025	08/18/2025			

Capital Improvements Program Board Status Report - January 2020

07065	Maytum Vault Confined Space Removal	Project Phase	Start Date	End Date	% Complete	<i>Baseline Budget</i>	\$143,703
		Planning	01/03/2023	02/27/2023	0% 	<i>Current Budget</i>	\$143,703
		Professional Services Selection	02/27/2023	02/27/2023		<i>Variance Current vs. Baseline Budget</i>	0% 
		Design	02/28/2023	06/19/2023		<i>Actuals to Date</i>	\$0
		Bidding	06/20/2023	08/21/2023		<i>Remaining Budget</i>	\$143,703
		Construction	08/22/2023	10/02/2023		<i>% Budget Spent To Date</i>	0% 
		Close-Out	10/03/2023	12/18/2023			
07066	Reservoir Aerators Auxiliary Power	Project Phase	Start Date	End Date	% Complete	<i>Baseline Budget</i>	\$187,000
		Planning	06/02/2025	06/13/2025	0% 	<i>Current Budget</i>	\$187,000
		Professional Services Selection	06/16/2025	06/20/2025		<i>Variance Current vs. Baseline Budget</i>	0% 
		Design	06/23/2025	12/16/2025		<i>Actuals to Date</i>	\$0
		Bidding	12/17/2025	04/17/2026		<i>Remaining Budget</i>	\$187,000
		Construction	04/20/2026	10/23/2026		<i>% Budget Spent To Date</i>	0% 
		Close-Out	10/26/2026	12/18/2026			
07067	Reservoir Office Space	Project Phase	Start Date	End Date	% Complete	<i>Baseline Budget</i>	\$180,120
		Planning	05/01/2018	07/02/2018	76% 	<i>Current Budget</i>	\$186,032
		Professional Services Selection	07/03/2018	08/20/2018		<i>Variance Current vs. Baseline Budget</i>	3% 
		Design	08/21/2018	02/28/2019		<i>Actuals to Date</i>	\$58,800
		Bidding	03/01/2019	06/17/2019		<i>Remaining Budget</i>	\$127,232
		Construction	06/18/2019	06/15/2020		<i>% Budget Spent To Date</i>	32% 
		Close-Out	06/16/2020	08/17/2020			

Capital Improvements Program Board Status Report - January 2020

07068	Reservoir Pole Barn	Project Phase	Start Date	End Date	% Complete	<i>Baseline Budget</i>	\$145,000
		Planning	10/01/2025	12/23/2025	0% 	<i>Current Budget</i>	\$0
		Professional Services Selection	12/24/2025	04/16/2026		<i>Variance Current vs. Baseline Budget</i>	-100%
		Design	04/17/2026	10/01/2026		<i>Actuals to Date</i>	\$0
		Bidding	10/02/2026	12/17/2026		<i>Remaining Budget</i>	\$0
		Construction	12/18/2026	10/25/2027		<i>% Budget Spent To Date</i>	#Error 
		Close-Out	10/26/2027	02/17/2028			
07069	SCADA and IT Security Systems Improvements	Project Phase	Start Date	End Date	% Complete	<i>Baseline Budget</i>	\$2,757,077
		Planning	10/01/2019	11/25/2019	16% 	<i>Current Budget</i>	\$0
		Professional Services Selection	11/26/2019	04/20/2020		<i>Variance Current vs. Baseline Budget</i>	-100%
		Design	04/21/2020	09/14/2020		<i>Actuals to Date</i>	\$0
		Bidding	08/25/2020	12/21/2020		<i>Remaining Budget</i>	\$0
		Construction	12/22/2020	04/26/2021		<i>% Budget Spent To Date</i>	#Error 
		Close-Out	03/30/2021	10/18/2021			
07070	TBC MLK Pumps Refurbishment	Project Phase	Start Date	End Date	% Complete	<i>Baseline Budget</i>	\$1,154,000
		Planning	10/03/2022	11/11/2022	0% 	<i>Current Budget</i>	\$1,188,000
		Professional Services Selection	11/14/2022	11/14/2022		<i>Variance Current vs. Baseline Budget</i>	3% 
		Design	11/15/2022	01/16/2023		<i>Actuals to Date</i>	\$0
		Bidding	12/28/2022	04/27/2023		<i>Remaining Budget</i>	\$1,188,000
		Construction	04/28/2023	09/02/2025		<i>% Budget Spent To Date</i>	0% 
		Close-Out	09/03/2025	12/15/2025			









Capital Improvements Program Board Status Report - January 2020

07072	Tampa Bypass Canal Gates Automation	Project Phase	Start Date	End Date	% Complete	Baseline Budget	\$1,032,000
		Planning	02/01/2018	03/15/2018	45% <div><div></div></div>	Current Budget	\$1,713,003
		Professional Services Selection	03/16/2018	10/22/2018		Variance Current vs. Baseline Budget	66% <div><div></div></div>
		Design	10/23/2018	05/31/2019		Actuals to Date	\$178,500
		Bidding	06/03/2019	02/17/2020		Remaining Budget	\$1,534,503
		Construction	02/18/2020	12/31/2021		% Budget Spent To Date	10% <div><div></div></div>
		Close-Out	01/03/2022	06/20/2022			
07100	Future-Information Technology Projects	Project Phase	Start Date	End Date	% Complete	Baseline Budget	\$10,650,000
		Planning	10/01/2021	09/30/2030	0% <div><div></div></div>	Current Budget	\$10,025,000
						Variance Current vs. Baseline Budget	-6% <div><div></div></div>
						Actuals to Date	\$0
						Remaining Budget	\$10,025,000
						% Budget Spent To Date	0% <div><div></div></div>
07131	Cosme Water Treatment Plant Yard Piping Improvements	Project Phase	Start Date	End Date	% Complete	Baseline Budget	\$922,681
		Planning	05/01/2007	08/21/2015	94% <div><div></div></div>	Current Budget	\$934,681
		Design	07/23/2015	11/29/2018		Variance Current vs. Baseline Budget	1% <div><div></div></div>
		Bidding	11/30/2018	10/21/2019		Actuals to Date	\$73,072
		Construction	10/22/2019	10/31/2020		Remaining Budget	\$861,609
						% Budget Spent To Date	8% <div><div></div></div>
07500	Vulnerability Assessment-Recommended Improvements	Project Phase	Start Date	End Date	% Complete	Baseline Budget	\$2,700,000
		Design	06/01/2010	12/31/2011	100% <div><div></div></div>	Current Budget	\$2,666,177
		Construction	02/01/2011	08/19/2019		Variance Current vs. Baseline Budget	-1% <div><div></div></div>
						Actuals to Date	\$2,666,177
						Remaining Budget	\$0
						% Budget Spent To Date	100% <div><div></div></div>

Capital Improvements Program Board Status Report - January 2020

07537	Cypress Creek WTP Post Node Analyzer Building	Project Phase	Start Date	End Date	% Complete	Baseline Budget	\$215,000
		Professional Services Selection	04/22/2019	12/30/2019	20% 	Current Budget	\$325,000
		Design	12/31/2019	07/28/2021		Variance Current vs. Baseline Budget	51% 
		Bidding	05/25/2021	10/18/2021		Actuals to Date	\$0
		Construction	10/19/2021	02/20/2023		Remaining Budget	\$325,000
						% Budget Spent To Date	0% 
07539	HSPS Switchgear Modifications	Project Phase	Start Date	End Date	% Complete	Baseline Budget	\$2,955,000
		Planning	01/06/2015	06/24/2015	96% 	Current Budget	\$2,640,000
		Design: Phase 1	03/06/2017	07/14/2017		Variance Current vs. Baseline Budget	-11% 
		Construction: Phase 1	07/14/2017	01/19/2018		Actuals to Date	\$1,744,992
		Professional Services Selection: Phase 2	08/24/2015	02/12/2016		Remaining Budget	\$895,008
		Design: Phase 2	05/27/2016	04/16/2018		% Budget Spent To Date	66% 
		Bidding: Phase 2	04/30/2018	08/20/2018			
		Construction: Phase 2	08/21/2018	04/20/2020			
07602	SCADA-Wireless Units Upgrade	Project Phase	Start Date	End Date	% Complete	Baseline Budget	\$73,000
		Planning	10/01/2020	12/16/2020	0% 	Current Budget	\$73,000
		Professional Services Selection	12/16/2020	12/16/2020		Variance Current vs. Baseline Budget	0% 
		Design	12/17/2020	06/21/2021		Actuals to Date	\$0
		Bidding	02/25/2021	06/21/2021		Remaining Budget	\$73,000
		Construction	06/21/2021	10/25/2021		% Budget Spent To Date	0% 
		Close-Out	10/25/2021	12/20/2021			









Capital Improvements Program Board Status Report - January 2020

07603	SCADA-Software Features	Project Phase	Start Date	End Date	% Complete	<i>Baseline Budget</i>	\$109,000
		Planning	07/15/2020	09/09/2020	0% 	<i>Current Budget</i>	\$109,000
		Professional Services Selection	09/09/2020	09/09/2020		<i>Variance Current vs. Baseline Budget</i>	0% 
		Design	09/10/2020	12/23/2020		<i>Actuals to Date</i>	\$0
		Bidding	12/24/2020	04/19/2021		<i>Remaining Budget</i>	\$109,000
		Construction	04/19/2021	08/30/2021		<i>% Budget Spent To Date</i>	0% 
		Close-Out	08/30/2021	10/18/2021			
07604	SCADA-Field Communications Security	Project Phase	Start Date	End Date	% Complete	<i>Baseline Budget</i>	\$362,000
		Planning	09/13/2021	01/17/2022	0% 	<i>Current Budget</i>	\$362,000
		Professional Services Selection	01/17/2022	01/17/2022		<i>Variance Current vs. Baseline Budget</i>	0% 
		Design	01/17/2022	06/06/2022		<i>Actuals to Date</i>	\$0
		Bidding	06/06/2022	08/15/2022		<i>Remaining Budget</i>	\$362,000
		Construction	08/15/2022	05/08/2023		<i>% Budget Spent To Date</i>	0% 
		Close-Out	05/08/2023	06/16/2023			
07605	SCADA-System Monitoring	Project Phase	Start Date	End Date	% Complete	<i>Baseline Budget</i>	\$724,000
		Planning	05/31/2021	09/13/2021	0% 	<i>Current Budget</i>	\$724,000
		Professional Services Selection	09/13/2021	09/13/2021		<i>Variance Current vs. Baseline Budget</i>	0% 
		Design	09/13/2021	01/31/2022		<i>Actuals to Date</i>	\$0
		Bidding	01/31/2022	04/18/2022		<i>Remaining Budget</i>	\$724,000
		Construction	04/18/2022	10/24/2022		<i>% Budget Spent To Date</i>	0% 
		Close-Out	10/24/2022	12/19/2022			











Capital Improvements Program Board Status Report - January 2020

07606	SCADA-Management Cluster and HA-DA Enhancements	Project Phase	Start Date	End Date	% Complete	Baseline Budget	\$784,000
		Planning	04/01/2020	07/14/2020	0% <div></div>	Current Budget	\$784,000
		Professional Services Selection	07/14/2020	07/14/2020		Variance Current vs. Baseline Budget	0% <div></div>
		Design	07/15/2020	12/01/2020		Actuals to Date	\$0
		Bidding	12/02/2020	04/19/2021		Remaining Budget	\$784,000
		Construction	04/19/2021	01/31/2022		% Budget Spent To Date	0% <div></div>
		Close-Out	01/31/2022	04/18/2022			
07608	SCADA-Quality Assurance Enhancements	Project Phase	Start Date	End Date	% Complete	Baseline Budget	\$121,000
		Planning	05/31/2021	09/13/2021	0% <div></div>	Current Budget	\$121,000
		Professional Services Selection	09/13/2021	09/13/2021		Variance Current vs. Baseline Budget	0% <div></div>
		Design	09/13/2021	01/31/2022		Actuals to Date	\$0
		Bidding	01/31/2022	04/18/2022		Remaining Budget	\$121,000
		Construction	04/19/2022	02/13/2023		% Budget Spent To Date	0% <div></div>
		Close-Out	02/14/2023	03/20/2023			
09007	Long-Term Master Water Plan	Project Phase	Start Date	End Date	% Complete	Baseline Budget	\$3,580,000
		Planning: Phase 1	08/06/2014	04/15/2019	100% <div></div>	Current Budget	\$2,812,594
		Planning: Phase 2	01/01/2019	03/15/2019		Variance Current vs. Baseline Budget	-21% <div></div>
						Actuals to Date	\$2,812,594
						Remaining Budget	\$0
						% Budget Spent To Date	100% <div></div>

Capital Improvements Program Board Status Report - January 2020

09008	Tampa Bay Desalination Plant Reverse Osmosis Pump Bearings Replacement	Project Phase	Start Date	End Date	% Complete	<i>Baseline Budget</i>	\$100,000
		Planning	04/01/2023	04/19/2024	0% 	<i>Current Budget</i>	\$0
		Professional Services Selection	04/22/2024	06/17/2024		<i>Variance Current vs. Baseline Budget</i>	-100%
		Design	06/18/2024	01/15/2025		<i>Actuals to Date</i>	\$0
		Bidding	01/16/2025	06/16/2025		<i>Remaining Budget</i>	\$0
		Construction	06/17/2025	03/24/2026		<i>% Budget Spent To Date</i>	#Error 
		Close-Out	03/25/2026	08/17/2026			
09009	Tampa Bay Desalination Hydraulic Surge Protection and Pressurization Project	Project Phase	Start Date	End Date	% Complete	<i>Baseline Budget</i>	\$100,000
		Professional Services Selection	07/05/2018	08/13/2018	68% 	<i>Current Budget</i>	\$96,545
		Planning	08/14/2018	02/18/2019		<i>Variance Current vs. Baseline Budget</i>	-3% 
		Design	02/18/2019	02/19/2019		<i>Actuals to Date</i>	\$96,545
		Bidding	02/19/2019	10/28/2020		<i>Remaining Budget</i>	\$0
		Construction	02/20/2019	02/21/2019		<i>% Budget Spent To Date</i>	100% 
		Close-Out	02/21/2019	06/17/2019			
09010	Tampa Bay Desalination Upgrade/Replace PLC/SCADA System	Project Phase	Start Date	End Date	% Complete	<i>Baseline Budget</i>	\$162,000
		Professional Services Selection	10/23/2023	02/19/2024	29% 	<i>Current Budget</i>	\$90,158
		Planning	09/04/2017	12/17/2018		<i>Variance Current vs. Baseline Budget</i>	-44% 
		Design	02/20/2024	10/21/2024		<i>Actuals to Date</i>	\$90,158
		Bidding	10/22/2024	02/17/2025		<i>Remaining Budget</i>	\$0
		Construction	02/18/2025	09/22/2025		<i>% Budget Spent To Date</i>	100% 
		Close-Out	09/23/2025	12/22/2025			

Capital Improvements Program Board Status Report - January 2020

09012	Surface Water Treatment Plant Entrance Canopy	Project Phase	Start Date	End Date	% Complete	<i>Baseline Budget</i>	\$713,961
		Planning	12/06/2017	08/02/2018	80% 	<i>Current Budget</i>	\$775,333
		Professional Services Selection	07/23/2018	09/10/2018		<i>Variance Current vs. Baseline Budget</i>	9% 
		Design	09/11/2018	01/31/2019		<i>Actuals to Date</i>	\$324,836
		Bidding	02/01/2019	06/17/2019		<i>Remaining Budget</i>	\$450,497
		Construction	06/18/2019	05/22/2020		<i>% Budget Spent To Date</i>	42% 
		Close-Out	05/23/2020	08/18/2020			
09013	Alafia River Pump Station Fall Protection	Project Phase	Start Date	End Date	% Complete	<i>Baseline Budget</i>	\$119,469
		Bidding	08/22/2016	12/19/2017	100% 	<i>Current Budget</i>	\$119,469
		Construction	12/20/2017	02/15/2019		<i>Variance Current vs. Baseline Budget</i>	0% 
		Close-Out	02/18/2019	10/31/2019		<i>Actuals to Date</i>	\$99,748
						<i>Remaining Budget</i>	\$19,721
						<i>% Budget Spent To Date</i>	83% 
09016	2023 Long-Term Master Water Plan	Project Phase	Start Date	End Date	% Complete	<i>Baseline Budget</i>	\$1,500,000
		Professional Services Selection	02/01/2021	10/18/2021	0% 	<i>Current Budget</i>	\$1,500,000
		Planning	10/18/2021	10/13/2023		<i>Variance Current vs. Baseline Budget</i>	0% 
		Close-Out	10/16/2023	12/18/2023		<i>Actuals to Date</i>	\$0
						<i>Remaining Budget</i>	\$1,500,000
						<i>% Budget Spent To Date</i>	0% 
09103	Starkey Hydrologic Restoration	Project Phase	Start Date	End Date	% Complete	<i>Baseline Budget</i>	\$464,599
		Design	01/29/2013	04/04/2018	100% 	<i>Current Budget</i>	\$289,619
		Bidding	04/03/2018	08/20/2018		<i>Variance Current vs. Baseline Budget</i>	-38% 
		Construction	08/21/2018	08/19/2019		<i>Actuals to Date</i>	\$289,619
						<i>Remaining Budget</i>	\$0
						<i>% Budget Spent To Date</i>	100% 

Capital Improvements Program Board Status Report - January 2020

11004	Cypress Creek Crossing Wellfield Collection Main Replacement	Project Phase	Start Date	End Date	% Complete	Baseline Budget	\$2,129,000
		Planning	05/01/2014	09/30/2014	45% <div><div></div></div>	Current Budget	\$317,347
		Professional Services Selection	05/09/2024	09/18/2024		Variance Current vs. Baseline Budget	-85%
		Design	09/19/2024	09/16/2025		Actuals to Date	\$317,347
		Bidding	09/17/2025	12/04/2025		Remaining Budget	\$0
		Construction	12/05/2023	12/22/2026		% Budget Spent To Date	100% <div><div></div></div>
11009	Starkey Wellfield Collection Main Assessment	Project Phase	Start Date	End Date	% Complete	Baseline Budget	\$1,619,800
		Professional Services Selection	02/25/2025	07/15/2025	0% <div><div></div></div>	Current Budget	\$1,619,800
		Planning	07/16/2025	02/23/2027		Variance Current vs. Baseline Budget	0% <div><div></div></div>
						Actuals to Date	\$0
						Remaining Budget	\$1,619,800
						% Budget Spent To Date	0% <div><div></div></div>
11010	Cypress Creek Collection Main Condition Assessment	Project Phase	Start Date	End Date	% Complete	Baseline Budget	\$861,200
		Professional Services Selection	10/01/2021	02/18/2022	0% <div><div></div></div>	Current Budget	\$861,200
		Planning	02/21/2022	09/22/2022		Variance Current vs. Baseline Budget	0% <div><div></div></div>
						Actuals to Date	\$0
						Remaining Budget	\$861,200
						% Budget Spent To Date	0% <div><div></div></div>
50016	Eldridge-Wilde WF Pumps & Motors Replacement	Project Phase	Start Date	End Date	% Complete	Baseline Budget	\$14,963,000
		Professional Services Selection	01/04/2016	08/15/2016	59% <div><div></div></div>	Current Budget	\$17,479,137
		Design	08/16/2016	09/25/2019		Variance Current vs. Baseline Budget	17% <div><div></div></div>
		Bidding	09/26/2019	04/29/2020		Actuals to Date	\$1,383,055
		Construction	04/30/2020	10/26/2022		Remaining Budget	\$16,096,083
						% Budget Spent To Date	8% <div><div></div></div>













Capital Improvements Program Board Status Report - January 2020

50022	Morris Bridge Booster Station Pumps 1 and 2 Replacement	Project Phase	Start Date	End Date	% Complete	Baseline Budget	\$985,000	
		Professional Services Selection	04/01/2024	06/18/2024	0% <div></div>	Current Budget	\$3,669,000	
		Design	06/19/2024	06/17/2025		Variance Current vs. Baseline Budget	272% <div></div>	
		Bidding	06/18/2025	12/16/2025		Actuals to Date	\$0	
		Construction	12/17/2025	10/20/2026		Remaining Budget	\$3,669,000	
						% Budget Spent To Date	0% <div></div>	
50023	Starkey Wellfield Improvements	Project Phase	Start Date	End Date	% Complete	Baseline Budget	\$1,518,000	
		Planning	08/01/2014	08/01/2017	69% <div></div>	Current Budget	\$3,351,000	
		Design	08/02/2017	04/30/2020		Variance Current vs. Baseline Budget	121% <div></div>	
		Bidding	05/01/2020	10/19/2020		Actuals to Date	\$26,288	
		Construction	10/19/2020	06/20/2022		Remaining Budget	\$3,324,712	
						% Budget Spent To Date	1% <div></div>	
50033	South-Central WF Generators	Project Phase	Start Date	End Date	% Complete	Baseline Budget	\$963,000	
		Design	02/01/2018	04/05/2019	65% <div></div>	Current Budget	\$2,527,981	
		Bidding	04/08/2019	08/19/2019		Variance Current vs. Baseline Budget	163% <div></div>	
		Construction	08/20/2019	02/26/2021		Actuals to Date	\$8,228	
						Remaining Budget	\$2,519,753	
						% Budget Spent To Date	0% <div></div>	
50037	Cypress Creek WTP Stationary Generators	Project Phase	Start Date	End Date	% Complete	Baseline Budget	\$442,000	
		Design	01/02/2023	05/11/2023	0% <div></div>	Current Budget	\$442,000	
		Bidding	05/12/2023	10/16/2023		Variance Current vs. Baseline Budget	0% <div></div>	
		Construction	10/17/2023	08/19/2024		Actuals to Date	\$0	
						Remaining Budget	\$442,000	
						% Budget Spent To Date	0% <div></div>	

Capital Improvements Program Board Status Report - January 2020

50040	Eldridge Wilde WF Underground Powerline	Project Phase	Start Date	End Date	% Complete	Baseline Budget	\$4,827,000	
		Professional Services Selection	09/14/2015	08/15/2016	61% <div><div></div></div>	Current Budget	\$4,827,000	
		Design	08/16/2016	09/25/2019		Variance Current vs. Baseline Budget	0% <div><div></div></div>	
		Bidding	09/26/2019	04/29/2020		Actuals to Date	\$940,957	
		Construction	04/30/2020	10/26/2022		Remaining Budget	\$3,886,043	
							% Budget Spent To Date	19% <div><div></div></div>
50041	Northwest Hillsborough Wellfield Improvements	Project Phase	Start Date	End Date	% Complete	Baseline Budget	\$489,000	
		Design	04/03/2020	01/19/2022	0% <div><div></div></div>	Current Budget	\$3,315,000	
		Bidding	01/19/2022	08/22/2022		Variance Current vs. Baseline Budget	578% <div><div></div></div>	
		Construction	08/22/2022	04/15/2024		Actuals to Date	\$0	
							Remaining Budget	\$3,315,000
							% Budget Spent To Date	0% <div><div></div></div>
50042	Cosme-Odesa Wellfield Improvements	Project Phase	Start Date	End Date	% Complete	Baseline Budget	\$3,908,877	
		Planning	01/03/2023	09/27/2023	0% <div><div></div></div>	Current Budget	\$5,728,000	
		Design	09/27/2023	05/29/2024		Variance Current vs. Baseline Budget	47% <div><div></div></div>	
		Bidding	05/30/2024	09/23/2024		Actuals to Date	\$0	
		Construction	09/10/2024	02/10/2026		Remaining Budget	\$5,728,000	
		Close-Out	02/11/2026	04/27/2026	% Budget Spent To Date		0% <div><div></div></div>	
50043	Cypress Creek Headwall Erosion Repair	Project Phase	Start Date	End Date	% Complete	Baseline Budget	\$365,926	
		Design	11/10/2015	05/31/2017	43% <div><div></div></div>	Current Budget	\$365,926	
		Bidding	08/01/2024	12/16/2024		Variance Current vs. Baseline Budget	0% <div><div></div></div>	
		Construction	12/17/2024	05/05/2025		Actuals to Date	\$35,550	
		Close-Out	05/06/2025	08/18/2025		Remaining Budget	\$330,376	
							% Budget Spent To Date	10% <div><div></div></div>










Capital Improvements Program Board Status Report - January 2020

50046	Lake Bridge Chemical Piping Replacement	Project Phase	Start Date	End Date	% Complete	Baseline Budget	\$514,800
		Design	06/17/2016	03/10/2020	70% 	Current Budget	\$905,000
		Bidding	03/10/2020	06/15/2020		Variance Current vs. Baseline Budget	76% 
		Construction	06/15/2020	06/23/2021		Actuals to Date	\$0
		Close-Out	06/23/2021	08/16/2021		Remaining Budget	\$905,000
						% Budget Spent To Date	0% 
50047	Morris Bridge Chemical Piping Replacement	Project Phase	Start Date	End Date	% Complete	Baseline Budget	\$419,100
		Design	08/02/2022	09/27/2023	0% 	Current Budget	\$800,000
		Bidding	09/27/2023	03/04/2024		Variance Current vs. Baseline Budget	91% 
		Construction	03/04/2024	07/07/2025		Actuals to Date	\$0
		Close-Out	07/07/2025	08/18/2025		Remaining Budget	\$800,000
						% Budget Spent To Date	0% 
50048	BUD 5 Chemical Piping Replacement	Project Phase	Start Date	End Date	% Complete	Baseline Budget	\$422,600
		Design	10/03/2022	08/18/2023	0% 	Current Budget	\$422,600
		Bidding	08/21/2023	02/20/2024		Variance Current vs. Baseline Budget	0% 
		Construction	02/21/2024	11/12/2024		Actuals to Date	\$0
		Close-Out	11/13/2024	02/18/2025		Remaining Budget	\$422,600
						% Budget Spent To Date	0% 
50049	High Service Pump Station Chemical Piping Replacement	Project Phase	Start Date	End Date	% Complete	Baseline Budget	\$534,300
		Design	12/01/2016	04/29/2020	69% 	Current Budget	\$825,300
		Bidding	04/30/2020	08/31/2020		Variance Current vs. Baseline Budget	54% 
		Construction	09/01/2020	04/29/2021		Actuals to Date	\$0
		Close-Out	04/30/2021	06/21/2021		Remaining Budget	\$825,300
						% Budget Spent To Date	0% 

Capital Improvements Program Board Status Report - January 2020

50050	Renewal and Replacement Program As-needed Activities (< \$100,000/each)	Project Phase	Start Date	End Date	% Complete	Baseline Budget	\$600,000
		Construction	10/01/2015	09/30/2021	72% <div><div></div></div>	Current Budget	\$600,000
						Variance Current vs. Baseline Budget	0% <div><div></div></div>
						Actuals to Date	\$339,135
						Remaining Budget	\$260,865
						% Budget Spent To Date	57% <div><div></div></div>
50051	Cypress Creek Water Treatment Plant Chemical Piping Replacement	Project Phase	Start Date	End Date	% Complete	Baseline Budget	\$1,434,900
		Design	09/01/2021	11/23/2022	0% <div><div></div></div>	Current Budget	\$1,755,000
		Bidding	11/23/2022	05/01/2023		Variance Current vs. Baseline Budget	22% <div><div></div></div>
		Construction	05/01/2023	09/02/2024		Actuals to Date	\$0
		Close-Out	09/02/2024	10/21/2024		Remaining Budget	\$1,755,000
						% Budget Spent To Date	0% <div><div></div></div>
50052	High Service Pump Station Ball Valve Replacement	Project Phase	Start Date	End Date	% Complete	Baseline Budget	\$1,605,920
		Professional Services Selection	06/01/2023	07/27/2023	37% <div><div></div></div>	Current Budget	\$1,605,920
		Planning	08/12/2016	09/29/2017		Variance Current vs. Baseline Budget	0% <div><div></div></div>
		Design	07/28/2023	01/08/2024		Actuals to Date	\$19,980
		Construction	04/16/2024	10/20/2025		Remaining Budget	\$1,585,940
		Bidding	01/09/2024	04/15/2024		% Budget Spent To Date	1% <div><div></div></div>
50054	Repump Station Motors and Pumps Rehabilitation	Project Phase	Start Date	End Date	% Complete	Baseline Budget	\$316,800
		Construction	10/03/2016	02/18/2019	100% <div><div></div></div>	Current Budget	\$339,892
						Variance Current vs. Baseline Budget	7% <div><div></div></div>
						Actuals to Date	\$339,892
						Remaining Budget	\$0
						% Budget Spent To Date	100% <div><div></div></div>













Capital Improvements Program Board Status Report - January 2020

50055	Tampa Bay Desalination VFDs Replacement	Project Phase	Start Date	End Date	% Complete	<i>Baseline Budget</i>	\$2,856,000
		Professional Services Selection	02/24/2020	04/28/2020	42% 	<i>Current Budget</i>	\$2,856,000
		Design	04/29/2020	10/07/2020		<i>Variance Current vs. Baseline Budget</i>	0% 
		Bidding	10/08/2020	02/15/2021		<i>Actuals to Date</i>	\$426,229
		Construction	02/15/2021	02/10/2023		<i>Remaining Budget</i>	\$2,429,771
		Close-Out	02/13/2023	04/17/2023		<i>% Budget Spent To Date</i>	15% 
		Planning	09/05/2017	03/31/2019			
50056	South Pasco Transmission Main Pipe Repair	Project Phase	Start Date	End Date	% Complete	<i>Baseline Budget</i>	\$1,706,000
		Planning	10/02/2023	02/24/2024	0% 	<i>Current Budget</i>	\$1,849,000
		Professional Services Selection	02/05/2024	07/01/2024		<i>Variance Current vs. Baseline Budget</i>	8% 
		Design	07/02/2024	08/26/2025		<i>Actuals to Date</i>	\$0
		Bidding	08/27/2025	02/16/2026		<i>Remaining Budget</i>	\$1,849,000
		Construction	02/17/2026	11/17/2026		<i>% Budget Spent To Date</i>	0% 
		Close-Out	11/18/2026	02/15/2027			
50057	Tampa Bay Desalination Plant Belt Filter Press Replacement	Project Phase	Start Date	End Date	% Complete	<i>Baseline Budget</i>	\$1,198,000
		Planning	04/03/2028	04/20/2028	0% 	<i>Current Budget</i>	\$1,198,000
		Professional Services Selection	04/21/2028	05/22/2028		<i>Variance Current vs. Baseline Budget</i>	0% 
		Design	05/23/2028	08/08/2028		<i>Actuals to Date</i>	\$0
		Bidding	08/09/2028	12/05/2028		<i>Remaining Budget</i>	\$1,198,000
		Construction	12/06/2028	02/05/2030		<i>% Budget Spent To Date</i>	0% 
		Close-Out	02/06/2030	04/10/2030			










Capital Improvements Program Board Status Report - January 2020

50058	Tampa Bay Desalination Plant Piping Replacement	Project Phase	Start Date	End Date	% Complete	<i>Baseline Budget</i>	\$709,000
		Planning	01/16/2026	02/05/2026	0%	<i>Current Budget</i>	\$709,000
		Design	02/06/2026	03/01/2027		<i>Variance Current vs. Baseline Budget</i>	0%
		Bidding	03/02/2027	07/05/2027		<i>Actuals to Date</i>	\$0
		Construction	07/06/2027	04/25/2028		<i>Remaining Budget</i>	\$709,000
		Close-Out	04/26/2028	09/04/2028		<i>% Budget Spent To Date</i>	0%
50059	Harney Pump Station Pumps and Motors Replacement	Project Phase	Start Date	End Date	% Complete	<i>Baseline Budget</i>	\$860,000
		Planning	08/02/2017	08/31/2018	24%	<i>Current Budget</i>	\$860,000
		Design	03/17/2025	10/10/2025		<i>Variance Current vs. Baseline Budget</i>	0%
		Bidding	10/13/2025	03/16/2026		<i>Actuals to Date</i>	\$68,268
		Construction	03/17/2026	05/10/2027		<i>Remaining Budget</i>	\$791,732
		Close-Out	05/11/2027	09/13/2027		<i>% Budget Spent To Date</i>	8%
50060	Keller Hydrogen Sulfide Facility Roofing Replacement	Project Phase	Start Date	End Date	% Complete	<i>Baseline Budget</i>	\$444,000
		Planning	10/01/2026	11/11/2026	0%	<i>Current Budget</i>	\$444,000
		Professional Services Selection	11/12/2025	02/16/2027		<i>Variance Current vs. Baseline Budget</i>	0%
		Design	02/17/2027	08/20/2027		<i>Actuals to Date</i>	\$0
		Bidding	08/23/2027	02/15/2028		<i>Remaining Budget</i>	\$444,000
		Construction	02/16/2028	04/09/2029		<i>% Budget Spent To Date</i>	0%
		Close-Out	04/10/2029	08/21/2029			
50061	Odessa Booster Station Pumps Replacement	Project Phase	Start Date	End Date	% Complete	<i>Baseline Budget</i>	\$1,503,000
		Planning	04/01/2025	05/12/2025	0%	<i>Current Budget</i>	\$1,503,000
		Professional Services Selection	05/13/2025	08/19/2025		<i>Variance Current vs. Baseline Budget</i>	0%
		Design	08/20/2025	06/30/2026		<i>Actuals to Date</i>	\$0
		Bidding	07/01/2026	12/15/2026		<i>Remaining Budget</i>	\$1,503,000
		Construction	12/16/2026	12/14/2027		<i>% Budget Spent To Date</i>	0%
		Close-Out	12/15/2027	04/18/2028			










Capital Improvements Program Board Status Report - January 2020

50062	Tampa Bay Desalination Pipeline Reliability - Phase II	Project Phase	Start Date	End Date	% Complete	<i>Baseline Budget</i>	\$1,495,000
		Planning	06/03/2024	06/28/2024	0% 	<i>Current Budget</i>	\$1,495,000
		Professional Services Selection	07/01/2024	08/21/2024		<i>Variance Current vs. Baseline Budget</i>	0% 
		Design	08/22/2024	03/10/2025		<i>Actuals to Date</i>	\$0
		Bidding	03/11/2025	10/22/2025		<i>Remaining Budget</i>	\$1,495,000
		Construction	10/23/2025	07/22/2026		<i>% Budget Spent To Date</i>	0% 
		Close-Out	07/23/2026	10/21/2026			
50063	BUD Wells Pumps and Motors Replacement	Project Phase	Start Date	End Date	% Complete	<i>Baseline Budget</i>	\$436,000
		Planning	10/02/2023	12/01/2023	0% 	<i>Current Budget</i>	\$508,000
		Design	12/04/2023	07/08/2024		<i>Variance Current vs. Baseline Budget</i>	17% 
		Bidding	07/09/2024	02/06/2025		<i>Actuals to Date</i>	\$0
		Construction	02/07/2025	11/13/2025		<i>Remaining Budget</i>	\$508,000
		Close-Out	11/14/2025	02/16/2026		<i>% Budget Spent To Date</i>	0% 
50064	TBC MLK Starters Replacement	Project Phase	Start Date	End Date	% Complete	<i>Baseline Budget</i>	\$1,678,000
		Design	02/01/2018	04/01/2019	77% 	<i>Current Budget</i>	\$1,146,800
		Construction	07/01/2019	07/31/2020		<i>Variance Current vs. Baseline Budget</i>	-32% 
		Bidding	04/02/2019	06/28/2019		<i>Actuals to Date</i>	\$1,027
		Close-Out	07/01/2020	08/31/2020		<i>Remaining Budget</i>	\$1,145,773
						<i>% Budget Spent To Date</i>	0% 
50065	Carrollwood Wells Electrical Improvement	Project Phase	Start Date	End Date	% Complete	<i>Baseline Budget</i>	\$282,000
		Design	11/12/2025	04/29/2026	0% 	<i>Current Budget</i>	\$282,000
		Bidding	04/30/2026	10/20/2026		<i>Variance Current vs. Baseline Budget</i>	0% 
		Construction	10/21/2026	08/03/2027		<i>Actuals to Date</i>	\$0
		Close-Out	08/04/2027	10/19/2027		<i>Remaining Budget</i>	\$282,000
						<i>% Budget Spent To Date</i>	0% 










Capital Improvements Program Board Status Report - January 2020

50066	High Service Pump Station and Cypress Creek Water Treatment Plant Diesel Piping Improvements	Project Phase	Start Date	End Date	% Complete	<i>Baseline Budget</i>	\$230,000
		Planning	03/02/2016	04/05/2016	70% 	<i>Current Budget</i>	\$572,828
		Professional Services Selection	04/06/2016	06/24/2016		<i>Variance Current vs. Baseline Budget</i>	149% 
		Design	06/27/2016	02/17/2020		<i>Actuals to Date</i>	\$29,995
		Bidding	02/18/2020	06/15/2020		<i>Remaining Budget</i>	\$542,833
		Construction	06/15/2020	06/16/2021		<i>% Budget Spent To Date</i>	5% 
		Close-Out	06/17/2021	09/20/2021			
50067	TBC TM Cathodic Protection	Project Phase	Start Date	End Date	% Complete	<i>Baseline Budget</i>	\$225,120
		Planning	06/03/2019	07/12/2019	28% 	<i>Current Budget</i>	\$555,000
		Professional Services Selection	07/15/2019	12/15/2019		<i>Variance Current vs. Baseline Budget</i>	147% 
		Design	12/16/2019	08/04/2020		<i>Actuals to Date</i>	\$0
		Bidding	08/05/2020	10/19/2021		<i>Remaining Budget</i>	\$555,000
		Construction	10/20/2020	08/16/2021		<i>% Budget Spent To Date</i>	0% 
		Close-Out	08/17/2021	10/18/2021			
50068	Keller Hydrogen Sulfide Aeration Blowers	Project Phase	Start Date	End Date	% Complete	<i>Baseline Budget</i>	\$386,000
		Planning	06/05/2024	08/27/2024	0% 	<i>Current Budget</i>	\$386,000
		Professional Services Selection	08/28/2024	11/11/2024		<i>Variance Current vs. Baseline Budget</i>	0% 
		Design	11/12/2024	05/06/2025		<i>Actuals to Date</i>	\$0
		Bidding	05/07/2025	09/05/2025		<i>Remaining Budget</i>	\$386,000
		Construction	09/08/2025	08/31/2026		<i>% Budget Spent To Date</i>	0% 
		Close-Out	09/01/2026	12/31/2026			







Capital Improvements Program Board Status Report - January 2020

50069	Repump Station Generator	Project Phase	Start Date	End Date	% Complete	<i>Baseline Budget</i>	\$233,000
		Planning	01/05/2026	03/06/2026	0% 	<i>Current Budget</i>	\$233,000
		Professional Services Selection	03/09/2026	03/09/2026		<i>Variance Current vs. Baseline Budget</i>	0% 
		Design	03/09/2026	10/12/2026		<i>Actuals to Date</i>	\$0
		Bidding	10/13/2026	05/13/2027		<i>Remaining Budget</i>	\$233,000
		Construction	05/14/2027	05/04/2028		<i>% Budget Spent To Date</i>	0% 
		Close-Out	05/05/2028	08/21/2028			
50070	Repump Station Variable Frequency Drives	Project Phase	Start Date	End Date	% Complete	<i>Baseline Budget</i>	\$997,000
		Planning	11/06/2023	01/05/2024	0% 	<i>Current Budget</i>	\$997,000
		Professional Services Selection	01/08/2024	04/25/2024		<i>Variance Current vs. Baseline Budget</i>	0% 
		Design	04/26/2024	11/29/2024		<i>Actuals to Date</i>	\$0
		Bidding	12/02/2024	07/02/2025		<i>Remaining Budget</i>	\$997,000
		Construction	07/03/2025	10/07/2026		<i>% Budget Spent To Date</i>	0% 
		Close-Out	10/08/2026	12/21/2026			
50071	Cypress Creek Pump Station Variable Frequency Drives	Project Phase	Start Date	End Date	% Complete	<i>Baseline Budget</i>	\$1,336,000
		Planning	06/01/2022	08/02/2022	0% 	<i>Current Budget</i>	\$1,336,000
		Professional Services Selection	08/03/2022	10/26/2022		<i>Variance Current vs. Baseline Budget</i>	0% 
		Design	10/26/2022	06/01/2023		<i>Actuals to Date</i>	\$0
		Bidding	06/01/2023	10/17/2023		<i>Remaining Budget</i>	\$1,336,000
		Construction	10/17/2023	11/12/2024		<i>% Budget Spent To Date</i>	0% 
		Close-Out	11/12/2024	02/17/2025			

Capital Improvements Program Board Status Report - January 2020

50072	Keller Hydrogen Sulfide Chemical Feed System	Project Phase	Start Date	End Date	% Complete	<i>Baseline Budget</i>	\$321,000
		Planning	11/07/2023	01/29/2024	0% 	<i>Current Budget</i>	\$321,000
		Professional Services Selection	01/30/2024	04/18/2024		<i>Variance Current vs. Baseline Budget</i>	0% 
		Design	04/19/2024	10/25/2024		<i>Actuals to Date</i>	\$0
		Bidding	10/28/2024	02/20/2025		<i>Remaining Budget</i>	\$321,000
		Construction	02/21/2025	12/18/2025		<i>% Budget Spent To Date</i>	0% 
		Close-Out	12/19/2025	04/14/2026			
50073	Cypress Creek Water Treatment Plant 72-Inch Valve	Project Phase	Start Date	End Date	% Complete	<i>Baseline Budget</i>	\$2,509,000
		Planning	01/21/2022	04/14/2022	0% 	<i>Current Budget</i>	\$2,646,000
		Professional Services Selection	04/15/2022	08/25/2022		<i>Variance Current vs. Baseline Budget</i>	5% 
		Design	08/26/2022	03/03/2023		<i>Actuals to Date</i>	\$0
		Bidding	03/06/2023	08/30/2023		<i>Remaining Budget</i>	\$2,646,000
		Construction	08/31/2023	06/07/2024		<i>% Budget Spent To Date</i>	0% 
		Close-Out	06/10/2024	08/19/2024			
52002	Carrollwood Pumps and Motors Refurbishment	Project Phase	Start Date	End Date	% Complete	<i>Baseline Budget</i>	\$423,000
		Planning	10/01/2024	11/11/2025	0% 	<i>Current Budget</i>	\$423,000
		Professional Services Selection	11/11/2025	11/11/2025		<i>Variance Current vs. Baseline Budget</i>	0% 
		Design	11/12/2025	04/29/2026		<i>Actuals to Date</i>	\$0
		Bidding	04/30/2026	10/20/2026		<i>Remaining Budget</i>	\$423,000
		Construction	10/21/2026	08/03/2027		<i>% Budget Spent To Date</i>	0% 
		Close-Out	08/04/2027	10/19/2027			

Capital Improvements Program Board Status Report - January 2020

52003	Lake Bridge Pumps and Motors	Project Phase	Start Date	End Date	% Complete	<i>Baseline Budget</i>	\$728,000
		Planning	06/03/2024	06/28/2024	0% 	<i>Current Budget</i>	\$728,000
		Professional Services Selection	07/01/2024	10/16/2024		<i>Variance Current vs. Baseline Budget</i>	0% 
		Design	10/17/2024	02/24/2025		<i>Actuals to Date</i>	\$0
		Bidding	02/25/2025	09/29/2025		<i>Remaining Budget</i>	\$728,000
		Construction	08/20/2024	11/23/2026		<i>% Budget Spent To Date</i>	0% 
		Close-Out	11/24/2026	03/29/2027			
52005	Tampa-Hillsborough Interconnect Pump Station	Project Phase	Start Date	End Date	% Complete	<i>Baseline Budget</i>	\$441,000
		Planning	02/18/2028	12/13/2028	0% 	<i>Current Budget</i>	\$441,000
		Professional Services Selection	03/17/2028	06/29/2028		<i>Variance Current vs. Baseline Budget</i>	0% 
		Design	08/10/2028	02/08/2029		<i>Actuals to Date</i>	\$0
		Bidding	02/09/2029	05/23/2029		<i>Remaining Budget</i>	\$441,000
		Construction	05/24/2029	06/26/2030		<i>% Budget Spent To Date</i>	0% 
		Close-Out	06/27/2030	08/19/2030			



SURVEY REPORT FOR BOARD AGENDA

For
January 2020

<u>Requested On</u>	<u>Facility/Project Name</u>	<u>Purpose</u>	<u>Parcel No.</u>	<u>Category</u>	<u>Action Status</u>	<u>Action Date</u>
4/10/2017	ELDRIDGE WILDE WELLFIELD	Utility Conflict	N/A	Property Research	Accepted	
4/19/2017	BRANDON URBAN WELLFIELD	Survey Staff Gauge SG-BUD-BDW-18-1-CG	N/A	Monitoring Site Locate	Accepted	
6/22/2017	GENERAL & ADMINISTRATIVE	Wellfield Trail Collection	N/A	Data Collection	In Process	
7/11/2017	CYPRESS CREEK WELLFIELD	Cypress Creek Headwall Monitoring Implementation	N/A	Topographical Survey	In Process	
7/17/2017	GENERAL & ADMINISTRATIVE	Civil 3D Survey Template Connected to GIS	N/A	Create CAD Drawing	In Process	
8/7/2017	GENERAL & ADMINISTRATIVE	Points of Connection Survey	N/A	Locate GPS Position	In Process	
8/29/2017	KELLER H2S FACILITY	Verify Previous Survey for Keller H2S Facility	N/A	Property Research	Accepted	
4/4/2018	STARKEY/N.PASCO WELLFIELD	Vertical survey for a well in Starkey Wellfield	N/A	CWUP	Accepted	
4/6/2018	CYPRESS CREEK PUMP STATION	Locate Cypress Creek Pump Station Infrastructure	N/A	Infrastructure Locate	Accepted	
6/14/2018	STARKEY/N.PASCO WELLFIELD	Starkey Pipeline Easement and Tree Removal	N/A	Stakeout	In Process	
7/26/2018	LAKE BR WATER TRMT PLANT	Lake Bridge WTP Chemical Piping Replacement plans drafting and preparation	N/A	Create CAD Drawing	In Process	
8/20/2018	REGIONAL TRANSMISSION MAINS	Modify As-Built Drawings of the Desalination Transmission Main	N/A	Create CAD Drawing	In Process	
9/20/2018	REGIONAL TRANSMISSION MAINS	Locate Above Ground Appurtenances Along Desalination Transmission Main	N/A	Locate GPS Position	Accepted	
10/19/2018	CYPRESS CREEK PUMP STATION	Draw Cypress Creek Lab Admin Building Renovations	N/A	Create CAD Drawing	In Process	
01/11/2019	REGIONAL TRANSMISSION MAINS	Update Record Drawings for 66" Cypress Creek TM	N/A	Update CAD Files	Requested	

<u>Requested On</u>	<u>Facility/Project Name</u>	<u>Purpose</u>	<u>Parcel No.</u>	<u>Category</u>	<u>Action Status</u>	<u>Action Date</u>
01/11/2019	TBC/HILLS HW PUMP STATION REGL	Actuator Serial Numbers for Structures 160, 161, 162	N/A	Documents and Report	In Process	
01/14/2019	SOUTH CENTRAL HILLS WELLFIELD	50030 SCHWF Arc Flash Mitigation	N/A	Project Closeout	Requested	
01/14/2019	CYPRESS CREEK WELLFIELD	50013 Cypress Creek Wellfield Arc Flash	N/A	Project Closeout	Requested	
01/14/2019	SOUTH PASCO WELLFIELD	50032 South Pasco Wellfield Arc Flash	N/A	Project Closeout	Requested	
01/14/2019	REPUMP STN WTP TO RESERVOIR	07052 Repump Drainage Record Drawings	N/A	Print Record Drawings	Requested	
01/14/2019	REGIONAL TRANSMISSION MAINS	50028 Process Water Piping Closeout Documents	N/A	Project Closeout	Requested	
01/14/2019	Odessa Booster Station	US 41 and Odessa Pressure Modifications Project	N/A	Project Closeout	Requested	
01/14/2019	LITHIA WTP INTERCONNECT	Hillsborough County Lithia WTP Bypass Interconnect CIP 30116-16016	N/A	Project Closeout	Requested	
01/14/2019	TAMPA BAY REG DESALINATION PLT	07403 Desal Intake Piping Repair Record Drawings.	N/A	Project Closeout	Requested	
01/14/2019	TAMPA BAY REG DESALINATION PLT	Desal Facility Modifications Project	N/A	Project Closeout	Requested	
02/06/2019	GENERAL & ADMINISTRATIVE	GIS Service Area Map	N/A	General GIS Map	In Process	
02/06/2019	ELDRIDGE WILDE WELLFIELD	Establish New Benchmark Along Stag Thicket Lane	N/A	As-Built Survey	In Process	
04/01/2019	REGIONAL TRANSMISSION MAINS	Pipeline Maps	N/A	General GIS Map	In Process	
04/18/2019	SOUTH PASCO WELLFIELD	Review Duke Energy and Tampa Bay Water Easements at Sotuh Pasco Wellfield	N/A	Sketch & Description	In Process	
05/29/2019	STARKEY/N.PASCO WELLFIELD	Starkey Wellfield Improvements	N/A	Update CAD Files	In Process	
06/06/2019	STARKEY/N.PASCO WELLFIELD	STK-S-31-EG New Site ID-29555	N/A	CWUP	In Process	

<u>Requested On</u>	<u>Facility/Project Name</u>	<u>Purpose</u>	<u>Parcel No.</u>	<u>Category</u>	<u>Action Status</u>	<u>Action Date</u>
06/12/2019	CYPRESS CREEK PUMP STATION	42" Gate Valve Installation Drawings	N/A	Create CAD Drawing	In Process	
07/08/2019	REGNL HIGH SERVICE PUMP STN	Cathodic Protection for Repump & High Service Pumping Areas of the Tampa Bay Regional Water Treatment Plant	N/A	Project Closeout	Accepted	
07/23/2019	CYPRESS CREEK PUMP STATION	Keller H2S WTP	N/A	Records Request	In Process	
07/30/2019	NW HILLSBOROUGH WELLFIELD	Utility Conflict - Citrus Park Drive Extension CAD/GIS Overlay	N/A	Create CAD Drawing	In Process	
07/31/2019	STARKEY/N.PASCO WELLFIELD	Starkey Hydrologic Restoration Project Close-out	N/A	Project Closeout	Requested	
08/20/2019	ALAFIA RIVER INTAKE & PS	Alafia Pump Station Fall Protection Project Close-Out	N/A	Project Closeout	Accepted	
10/16/2019	SOUTH CENTRAL HILLS WELLFIELD	South Central Hillsborough County Generator and New Motor Replacement	N/A	Create CAD Drawing	In Process	
10/22/2019	REGNL HIGH SERVICE PUMP STN	SWTP Property Sale to Hillsborough County	N/A	General GIS Map	In Process	
10/25/2019	SOUTH PASCO WELLFIELD	South Pasco Well 49 Generator Replacement Project	N/A	Project Closeout	Accepted	
10/30/2019	STARKEY/N.PASCO WELLFIELD	New STK-S10-CG3 Direct Read Gauge	N/A	CWUP	Requested	
10/30/2019	CROSSBAR WELLFIELD	New CBR-T08A-EG Staff Gauge Installed	N/A	CWUP	Requested	
11/01/2019	CYPRESS CREEK PUMP STATION	Cypress Creek Pump Station MV VFD Replacement	N/A	Project Closeout	Accepted	
11/14/2019	REGIONAL RESERVOIR	Floor Elevation Certificate for Security Guard Building at the Reservoir	N/A	As-Built Survey	Completed	01/09/2020
11/25/2019	CYPRESS CREEK PUMP STATION	Warehouse Ground Survey for West and South Areas Between Building and Road	N/A	Create CAD Drawing	Completed	01/15/2020
12/05/2019	CYPRESS CREEK PUMP STATION	Electrical Drawings for the Main Switchgear at Cypress Creek Pump Station.	N/A	Records Request	Completed	01/22/2020
12/12/2019	SECTION 21 WELLFIELD	Section 21 Wellfield Electrical Improvements	N/A	Project Closeout	Accepted	

<u>Requested On</u>	<u>Facility/Project Name</u>	<u>Purpose</u>	<u>Parcel No.</u>	<u>Category</u>	<u>Action Status</u>	<u>Action Date</u>
12/16/2019	TAMPA/HILLS INTERCONNECT	Tampa Hillsborough Interconnect Pump Station	N/A	Stakeout	Accepted	
12/17/2019	CYPRESS CREEK WELLFIELD	Cypress Creek CYC-W25-EG	N/A	CWUP	Requested	
12/23/2019	ELDRIDGE WILDE WELLFIELD	Duke Easements on TBW parcels at EWW-Pinellas	N/A	Sketch & Description	In Process	
12/31/2019	REGNL HIGH SERVICE PUMP STN	Drawings	N/A	Records Request	Completed	01/02/2020
01/10/2020	NW HILLSBOROUGH WELLFIELD	Survey Well Elevations	N/A	CWUP	Requested	
01/10/2020	KELLER H2S FACILITY	Keller-Eldridge Wilde H2S Treatment Facility	N/A	Records Request	Completed	01/10/2020
01/13/2020	GENERAL & ADMINISTRATIVE	South Hillsborough Booster Station Property Purchase	N/A	Boundary Survey	Requested	
01/16/2020	GENERAL & ADMINISTRATIVE	South-Central Hillsborough County Generators and Motors Replacement	N/A	Print Record Drawings	Completed	01/21/2020
01/22/2020	GENERAL & ADMINISTRATIVE	Project 07403, Desal Intake Repair	N/A	Records Request	Completed	01/22/2020
01/22/2020	GENERAL & ADMINISTRATIVE	Cypress Creek WTP & HSPS Location Map	N/A	Create CAD Drawing	Accepted	
01/30/2020	ELDRIDGE WILDE WELLFIELD	Eldridge Wilde WF Proposed Duke Overhead Power Schematic/Aerial for Project 50040	N/A	General GIS Map	Requested	